




- ground access 
- roof access 3' 
- ventilation 

PV Panels

Electrical panel in electrical room

AC inverters, combiner, transformer, and generation meter located on rack near meter

Meter and existing DTE transformer

New PV AC disconnect **within 5' of meter**

