

FY21 Budget Highlights



Discussion with Transportation Commission
June 17, 2020

FY21 Budget Overview

Total budgeted expenditures are \$467.9M

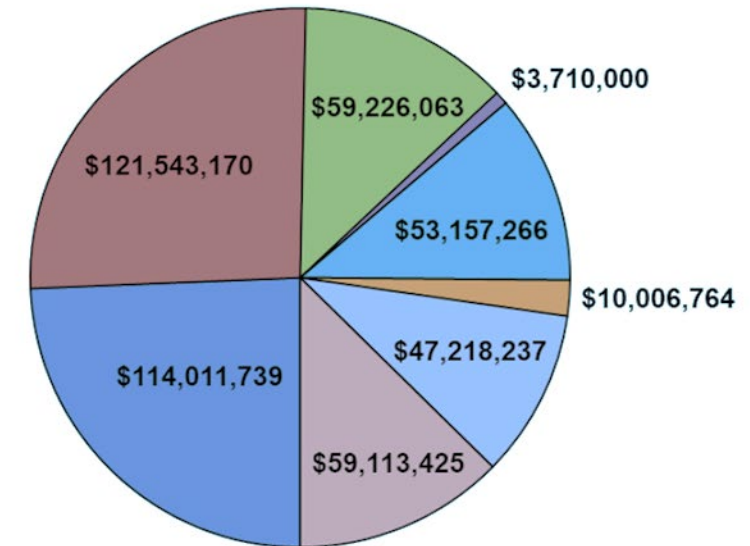
- \$114.0M General Fund
- \$121.5M Enterprise Funds
- \$47.2M Trust Funds
- \$185.2M Other Categories

Fund balances remain within City policy goals
(GF ~\$17.9%)

General Obligation bond rating is AA+ (S&P)

Typical residential taxpayer impacts

- Increase of \$6.99+.34/month in property taxes
- Increase of \$5.32 in utility costs



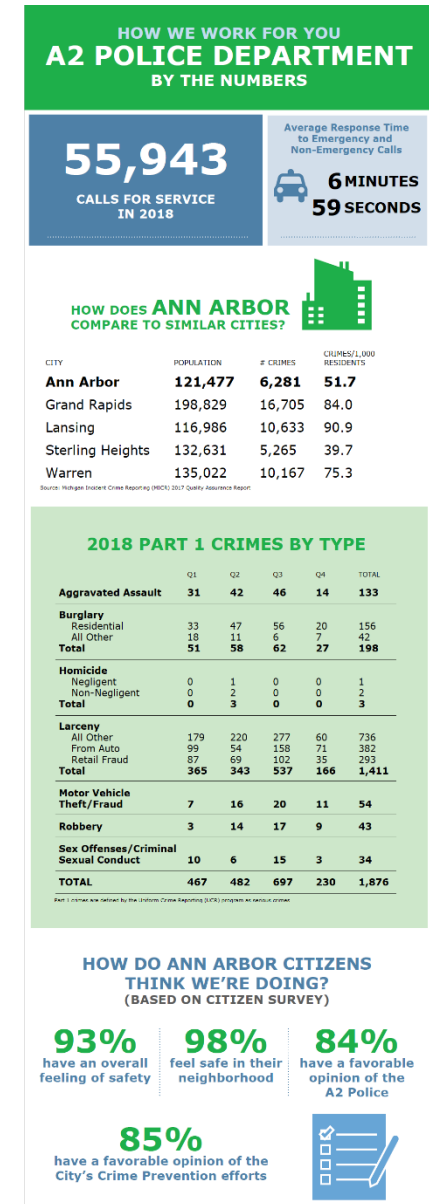
Total \$467,986,664

COVID Impacts

- The onset of the COVID-19 pandemic has created financial impacts to the entire world-wide economy, and the City is not immune to these effects.
 - Weight and Gas Tax is estimated to be down 1.8% (\$222K) in FY 20 and down 21% (\$2.7M) in FY 21.
 - Utility Revenues are estimated to be down \$3.5M in FY 20 & \$7.5M in FY 21.
 - Parking revenues (from DDA) are projected to be down 29% in FY20 and 55% in FY21.
 - Parking Fines are projected to be down 32% in FY 20 & FY21.
 - Fire Inspection fees are projected to be down 58% in FY20 & FY21.
 - City Parks revenues are projected to be down 31% in FY20 and 34% in FY21.
 - State Shared Revenues (sales taxes) are projected to be down 3% in FY20 and 20% in FY21.

Performance Measures

- Service Unit level internal measures/metrics are included in the budget book with each Unit.
- These performance measures form the basis of internal quarterly reviews.
- Staff also has a set of external key performance measures (KPI) in “story board” formats that are published on the City’s website to answer the public question, “How do we know you are doing a good job?”
- Representative example is provided to the right!



Street Resurfacing and Repair – Funding

Initiative/Project: Resurface and repair pavements and related components

Strategic Goals Supported: Build and maintain sustainable infrastructure systems.

Scope: Funding will enhance monies available from other sources, including state gas tax (Act 51) revenues and dedicated millage funds.

Partner Agencies: Public Services (Engineering)

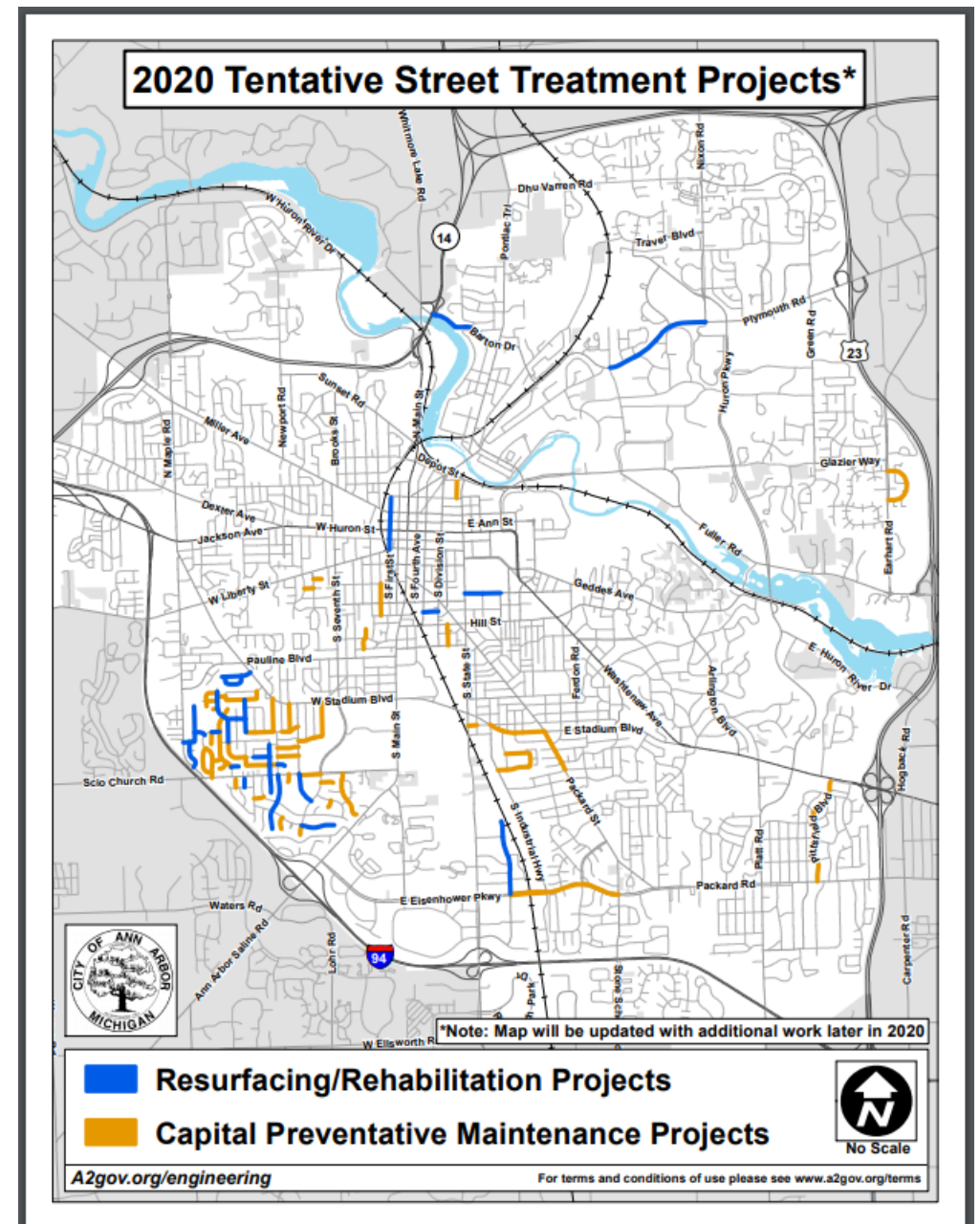
Allocation: This Budget includes \$13M in road funding allocated for street resurfacing and capital maintenance. In addition, \$345,400 from the County Millage Rebate is allocated to this initiative.

Outcome(s): The allocation of funds will contribute to achieving the goal of 80% of our pavements in good condition (rating of ≥ 7) by 2025. Project lists for street repairs are provided separately as part of the Public Services Work plan.

Tentative Surface Treatments

- Includes 10 miles of resurfacing/rehabilitation, and 9 miles of capital preventive maintenance.
- Goal remains to achieve 80% of roads in good or better condition by 2025.
- Funding comes from Street Millage, Act 51 funds, grants, and other sources.
- Work is coordinated with utilities, MDOT, UM, DTE, and others.

<https://www.a2gov.org/departments/engineering/Documents/2020TentativeStreetTreatments.pdf>



Pedestrian Safety – Funding

Initiative/Project: Active Transportation/Pedestrian Improvements

Strategic Goals Supported: Enable a safe, welcoming, and engaged community.
Build and maintain sustainable infrastructure.

Scope: The scope of work includes lighting improvements, crosswalk upgrades, school zone signs and signalization, beacons and flashers, designated bicycle facilities, and other related items.

Partner Agencies/Units: Public Services (Engineering)(Lead), Ann Arbor Public School System

Allocation: The City Administrator's budget recommended budget provides \$470,000 from the County Millage Rebate per Council policy. In addition, \$1.7M of sidewalk gap and path upgrades and maintenance is include in the FY 21 budget.

Outcome(s): The priority locations for lighting, crosswalk, and other improvements are contained in separate communications with Council. Public Services has the goal of completing $\geq 80\%$ of the work provided in the FY20 plan. Other outcomes to be tracked include changes in driver stopping behavior and changes in crash totals involving pedestrians and cyclists.

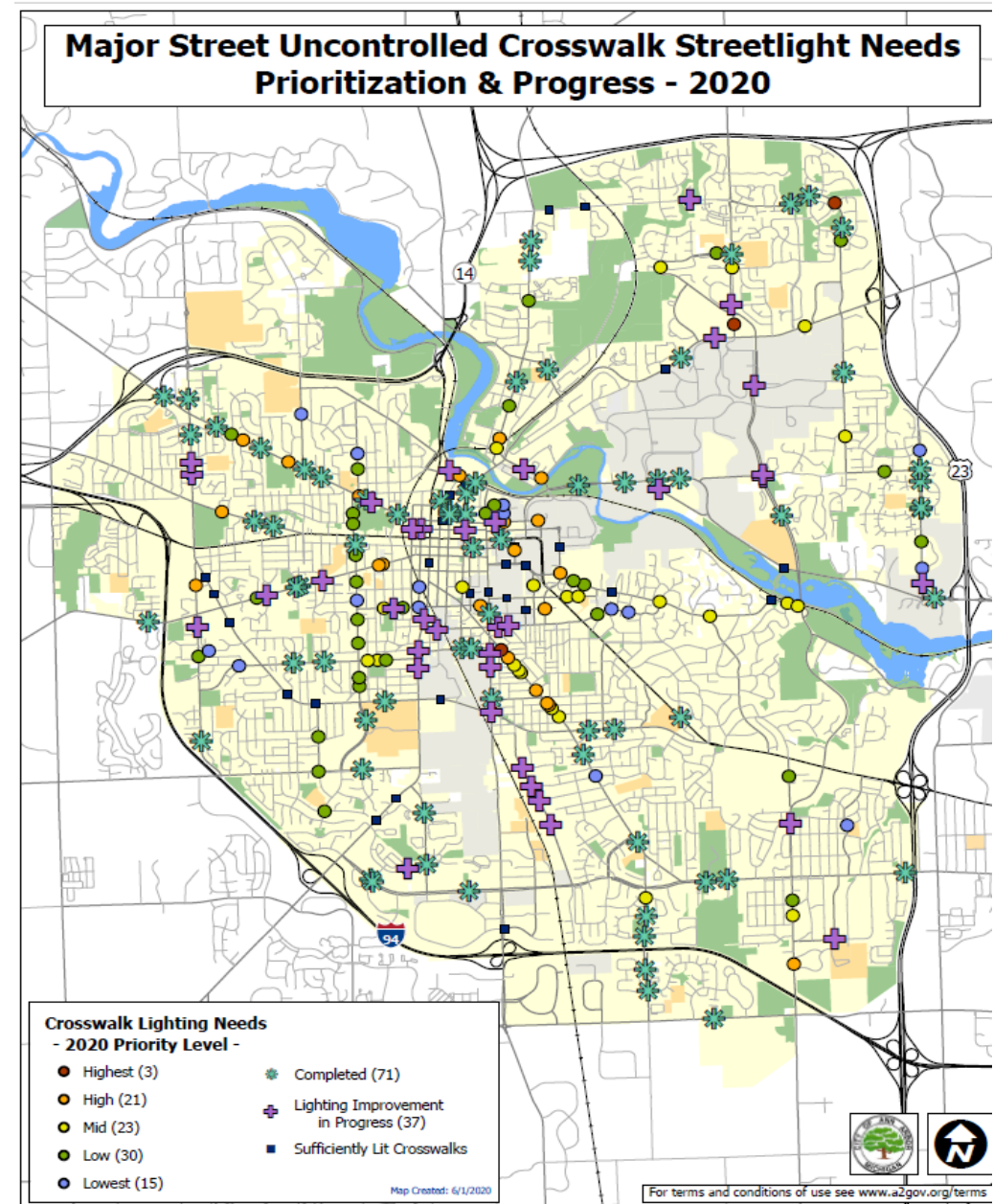
Lighting and Markings

Allocation of County Millage Rebate

- \$135K for uncontrolled crosswalk needs
- \$105K for existing street light replacements
- \$230K for pedestrian crossings/school zones

Pavement Markings - \$645K

- 41 miles of long line remarking
- 12 miles of bike lane remarking
- 330 intersections remarked



Other Items of Interest

- Healthy Streets
- Resident Driven Sidewalk Gap Program - \$100K
- Treeline Trail – Funding is included to support staff effort to continue supporting project planning.
 - Connecting Communities Grant funding Treeline Alignment Study –preliminary engineering ongoing (Border-to-Border Trail near Argo Dam to the City property at 721 N. Main).
- Allen Creek Berm Opening
 - May 12th Culvert installed
 - <https://www.youtube.com/watch?v=6XHFxikGr-Y>



THANK YOU
