

CITY OF ANN ARBOR  
INVITATION TO BID



Street Surface Treatments - 2017

July 2017

Public Services Area  
Project Management Services Unit

---

City of Ann Arbor  
301 E. Huron Street  
Ann Arbor, MI 48104

# TABLE OF CONTENTS

TABLE OF CONTENTS.....	TC-1
NOTICE OF PRE-BID CONFERENCE.....	NP-1
Pre-Bid Conference Summary .....	Addendum-2-3 to 4
Pre-Bid Conference Sign-In Sheet.....	Addendum-2-5
INSTRUCTIONS TO BIDDERS .....	IB-1 to 5
INVITATION TO BID.....	ITB-1 to 3
Addendum No. 1.....	Addendum-1-1 to 2
Addendum No. 2.....	Addendum-2-1 to 2
Addendum No. 3.....	Addendum-1-1 to 2
BID FORMS .....	Addendum-2-6 to 8 ( <del>BF-1 to 8</del> ) and BF-4 to 7
CONTRACT.....	C-1 to 4
BOND FORMS.....	B-1 to 2
GENERAL CONDITIONS .....	GC-1 to 16
STANDARD SPECIFICATIONS.....	SS-1
DETAILED SPECIFICATIONS .....	(see page numbering below)
DS for General Conditions.....	Addendum-2-9 to 10 ( <del>DS-1 to 2</del> )
DS for Project Supervision .....	Addendum-2-11 to 14 ( <del>DS-3 to 6</del> )
DS for Certified Payroll Compliance and Reporting.....	DS-7 to 8
DS for Resident Notification .....	Addendum-2-15
DS for Vacuum Type Cleaning Equipment.....	DS-9
DS for Materials and Supplies Certifications .....	DS-10
DS for Project Schedule includes "Schedule of Streets" ..	Addendum-2-16 to 18 ( <del>DS-11 to 13</del> )
DS for Hot Mix Asphalt Pavement Repair .....	DS-14 to 15
DS for Micro-surfacing.....	Addendum-2-19 to 20 ( <del>DS-16 to 17</del> )
DS for Chip Seal .....	DS-18 to 20
DS for Slurry Seal.....	DS-21 to 22
DS for Thermoplastic Pavement Markings.....	DS-23
DS for Wet Reflective Liquid Applied Pavement Markings .....	DS-24 to 25
DS for Maintaining Traffic .....	DS-26 to 71
DS for Minor Traffic Control .....	DS-72 to 75
DS for No Parking Signs.....	DS-76
DS for Polymerized Emulsion Pavement Repair.....	DS-77 to 79
 APPENDIX.....	 APDX-1
Notices to Bidders	
Michigan Department of Transportation (MDOT) Special Provisions	
MDOT Supplemental Specifications	
Street Surface Treatments Project Listing of Streets (Addendum-2-21 to 22)	
Street Surface Treatments Project Log (Addendum-2-23 to 34)	
Street Surface Treatments Project Location Map (Addendum-2-35)	

**ATTACHMENTS**

*City of Ann Arbor Prevailing Wage Declaration Form*

*City of Ann Arbor Living Wage Forms*

*City of Ann Arbor Vendor Conflict of Interest Disclosure Form*

*City of Ann Arbor Non-Discrimination Ordinance Notice and Declaration Form*

*MDOT Certified Payroll Forms*

## **NOTICE OF PRE-BID CONFERENCE**

A pre-bid conference for this project will be held on **Friday, May 12, 2017**, at **11:00 a.m.** in the **4th Floor Conference Room of Guy C. Larcom City Hall, 301 East Huron Street, Ann Arbor, Michigan.**

Attendance at this conference is highly recommended. Administrative and technical questions regarding this project will be answered at this time. The pre-bid conference is for information only. Any answers furnished will not be official until verified in writing by the Financial Service Area, Procurement Unit. Answers that change or substantially clarify the bid will be affirmed in an addendum.

# Street Surface Treatments – 2017 (ITB No. 4478)

## Pre-Bid Conference Agenda

May 12, 2017, 11:00 a.m.,  
4th Floor Conference Room, Larcom Building - City Hall

### I. Introductions

### II. General

#### a. Project Overview

*The proposed project consists of work citywide that comprises approximately 6 miles of major and local streets or approximately 215,000 square yards of treatments. The current project schedule will span a small portion of City's 2017 fiscal year ending June 30, 2017, and all of its 2018 fiscal year from July 1, 2017, through June 30, 2018.*

*Bid Opening – Project bids are due on Monday, May 22, 2017, by 10:00 a.m., and the responsible low bidder and all subcontractors assigned to the Bid must be MDOT Prequalified in order to receive award of the Contract.*

#### b. Bid Document

##### i. Construction Specifications (MDOT 2012 Standard Specifications for Construction)

##### ii. Project Schedule

*The project includes two (2) separate phases aligning with the City's fiscal years 2017 and 2018 and the availability of funding. The "Schedule of Streets" shows the proposed work locations and scheduling requirements/restrictions. Below are the timeframes for each phase; the contract will allow the work to roll from Phase 1 directly into Phase 2.*

##### Starting and Completion Dates

➤ Phase 1 – June 15 thru June 30, 2017

➤ Phase 2 – July 1, 2017 thru June 30, 2018

- Hours of Work: 7:00 am – 8:00 pm Monday thru Saturday (Sundays w/approval)

##### iii. General Conditions

*Attention was given to this Detailed Specification, and those in attendance work were advised to review its requirements. Modification to this Detailed Specification are forthcoming to revise certain items as they do or do not apply to this contract. An addendum will address the revised Detailed Specification.*

##### iv. Project Supervision

*Attention was given to this Detailed Specification, and those in attendance work were advised to review its requirements.*

##### v. NEW PAY ITEM – Certified Payroll Compliance and Reporting

*Attention was given to this Detailed Specification, and those in attendance work were advised to review its requirements. Davis Bacon wages rates will apply unless otherwise specified by the contract. The applicable wage decision is the one in affect 10 days prior to the bid date and it is not in the bid documents.*

##### vi. Project Log/Listing of Streets (Major and Minor/Local Streets by Phase)

*The appendix contains a "Project Listing of Streets" applicable to this project. A log identifying the estimated quantities and pay items of work related to each street location is under development. An addendum will address this project log.*

## Street Surface Treatments – 2017 (ITB No. 4478)

### III. Construction

- a. Maintenance of Traffic (lane closures/opening to traffic, local traffic access...)

*All work on Major Streets as part this year project will require maintenance of traffic on one lane in both directions or the utilization of flag control. There are no planned detours. The bid documents include the applicable MDOT Maintenance of Traffic Typical.*

- b. Permits (Right-of-Way, Lane Closure(s)...) )

*The successful bidder will obtain a Right-of-Way permit with the City prior to the starting any project work. The City will issue press releases regarding the maintenance of traffic on the major street; however, in special circumstances it may also require the successful bidder to obtain a Lane Closure permit to perform its work.*

- c. Special Concerns (pedestrian access, notifications to residents/property owners...)

*The successful bidder will maintain access for pedestrians and to residences/businesses at all times to the full extent possible. It will also notify property owners in advance of the work. A Detailed Specification addressing these notifications is under developments for issuance in an addendum.*

- d. Crack Treatment Project Coordination

*This project will require coordination with the City's Crack Treatment project, which will be occurring at the same time. The proposed crack treatment work on minor (local) streets in Area 1 and Area 2 as shown on the "Project Listing of Streets" will need to occur in advance of any surface treatment work.*

### IV. Addendum Items

*No addenda have been issued to date for this project; however, Addendum 1 is expected to be released by Tuesday, May 16, 2017, or Wednesday, May 17, 2017, at the latest unless other necessary revisions are encountered requiring its release be delayed further. This addendum will address the aforementioned items, the Pre-Bid Conference Summary, a map of the project street locations, and any other items brought to the City's attention. All questions related to the bid are due by 5:00 p.m., Monday, May 15, 2017.*

### V. Other Items/Questions

- 1. What wage rates will apply to this contract? Davis Bacon wages rates will apply unless otherwise specified by the contract (see Detailed Specification for Certified Payroll Compliance and Reporting). The applicable wage decision is the one in affect 10 days prior to the bid date and it is not in the bid documents.*
- 2. Can project phases could run together consecutively? Yes, the project successful bidder can schedule the work in both phases to run together consecutively although none of the work identified for Phase 2 may start prior to July 1, 2017.*
- 3. Is trap rock required for micro-surfacing? No, the Mirco-Surface, Modified specifies the use of that aggregate material. The contract work does not include this item of work.*
- 4. Will the City permit local street closures? Yes; however, only as required to perform the necessary work, and only after notifying all residents/property owners of the details fo the closure.*

### Contact Information:

David Dykman  
Project Manager  
Phone: (734) 794-6410 ext. 43685  
Fax: (734) 994-1744  
E-mail: ddykman@a2gov.org

**PRE-BID CONFERENCE SIGN-IN SHEET**

**PROJECT: STREET SURFACE TREATMENTS - 2017 (ITB No. 4478)**

**DATE: 05/12/2017**

PLEASE PRINT

NAME	REPRESENTING	MAILING ADDRESS	TELEPHONE	EMAIL
David Dykman Project Manager	City of Ann Arbor - Project Management	Address: 301 E. Huron Street, P.O. Box 8647 City, State: Ann Arbor, MI Zip: 48107-8647	Office: (734) 794-6410, x43685 Mobile: Fax: (734) 994-1744	ddykman@a2gov.org
Gary Shively Civil Engineering Specialist (Project Inspector)	City of Ann Arbor - Project Management	Address: 301 E. Huron Street, P.O. Box 8647 City, State: Ann Arbor, MI Zip: 48107-8647	Office: (734) 794-6410, x43652 Mobile: Fax: (734) 994-1744	gshively@a2gov.org
David Clemons Supervisor - Civil Engineering Specialists	City of Ann Arbor - Project Management	Address: 301 E. Huron Street, P.O. Box 8647 City, State: Ann Arbor, MI Zip: 48107-8647	Office: (734) 794-6410, x43612 Mobile: Fax: (734) 994-1744	dclemons@a2gov.org
ANDREW FRIEND	STRAUSSER	Address: 1392 DUBEAU RD City, State: COLUMBUS, OH Zip: 43215	Office: (614) 804-8782 Mobile: ( ) Fax No. ( )	andrewfriend@a strasserconst.com
		Address: _____ City, State: _____ Zip: _____	Office: ( ) Mobile: ( ) Fax No. ( )	
		Address: _____ City, State: _____ Zip: _____	Office: ( ) Mobile: ( ) Fax No. ( )	
		Address: _____ City, State: _____ Zip: _____	Office: ( ) Mobile: ( ) Fax No. ( )	
		Address: _____ City, State: _____ Zip: _____	Office: ( ) Mobile: ( ) Fax No. ( )	

# INSTRUCTIONS TO BIDDERS

## General

Work to be done under this Contract is generally described through the detailed specifications and must be completed fully in accordance with the contract documents. All work to be done under this Contract is located in or near the City of Ann Arbor.

Any Bid which does not conform fully to these instructions may be rejected.

## Preparation of Bids

Bids should be prepared providing a straight-forward, concise description of the Bidder's ability to meet the requirements of the ITB. Bids shall be written in ink or typewritten. No erasures are permitted. Mistakes may be crossed out and corrected and must be initialed and dated in ink by the person signing the Bid.

Bids must be submitted on the "Bid Forms" provided with each blank properly filled in. If forms are not fully completed it may disqualify the bid. No alternative bid will be considered unless alternative bids are specifically requested. If alternatives are requested, any deviation from the specification must be fully described, in detail on the "Alternate" section of Bid form.

Each person signing the Bid certifies that he/she is the person in the Bidder's firm/organization responsible for the decision as to the fees being offered in the Bid and has not and will not participated in any action contrary to the terms of this provision.

## Questions or Clarification on ITB Specifications

All questions regarding this ITB shall be submitted via email. Emailed questions and inquires will be accepted from any and all prospective Bidders in accordance with the terms and conditions of the ITB.

All questions shall be due on or before **Monday, May 15, 2017 at 5:00 p.m.** and should be addressed as follows:

Specification/Scope of Work questions emailed to **ddykman@a2gov.org**  
Bid Process and Compliance questions emailed to **cspencer@a2gov.org**

Any error, omissions or discrepancies in the specification discovered by a prospective contractor and/or service provider shall be brought to the attention of **David Dykman** at **ddykman@a2gov.org** after discovery as possible. Further, the contractor and/or service provide shall not be allowed to take advantage of errors, omissions or discrepancies in the specifications.

## Addenda

If it becomes necessary to revise any part of the ITB, notice of the Addendum will be posted to Michigan Inter-governmental Trade Network (MITN) [www.mitn.info](http://www.mitn.info) and/or City of Ann Arbor web



site [www.A2gov.org](http://www.A2gov.org) for all parties to download.

Each Bidder must in its Bid, to avoid any miscommunications, acknowledge all addenda which it has received, but the failure of a Bidder to receive, or acknowledge receipt of; any addenda shall not relieve the Bidder of the responsibility for complying with the terms thereof.

The City will not be bound by oral responses to inquiries or written responses other than written addenda.

## Bid Submission

All Bids are due and must be delivered to the City of Ann Arbor Procurement Unit on or before **Monday, May 22, 2017, by 10:00 a.m.** Bids submitted late or via oral, telephonic, telegraphic, electronic mail or facsimile **will not** be considered or accepted.

Each Bidder must submit one (1) original Bid and one (1) Bid copies in a sealed envelope clearly marked: **ITB No. 4478: Street Surface Treatments – 2017.**

### **Bids must be addressed and delivered to:**

City of Ann Arbor  
Procurement Unit,  
c/o Customer Services, 1<sup>st</sup> Floor  
301 East Huron Street  
Ann Arbor, MI 48107

All Bids received on or before the Due Date will be publicly opened and recorded immediately. No immediate decisions are rendered.

**The following forms provided within this ITB Document must be included in submitted bids.**

- **City of Ann Arbor Prevailing Wage Declaration of Compliance**
- **City of Ann Arbor Living Wage Ordinance Declaration of Compliance**
- **Vendor Conflict of Interest Disclosure Form**
- **City of Ann Arbor Non-Discrimination Ordinance Declaration of Compliance**

**Bids that fail to provide these completed forms listed above upon bid opening will be rejected as non-responsive and will not be considered for award.**

Hand delivered bids will be date/time stamped/signed by the Procurement Unit at the address above in order to be considered. Normal business hours are 9:00 a.m. to 3:00 p.m. Monday through Friday, excluding Holidays. The City will not be liable to any Bidder for any unforeseen circumstances, delivery or postal delays. Postmarking to the Due Date will not substitute for receipt of the Bid. Each Bidder is responsible for submission of their Bid.

Additional time for submission of bids past the stated due date and time will not be granted to a single Bidder; however, additional time may be granted to all Bidders when the City determines in its sole discretion that circumstances warrant it.

## Award

The City intends to award a Contract(s) to the lowest responsible Bidder(s). On multi-divisional contracts, separate divisions may be awarded to separate Bidders. The City may also utilize alternatives offered in the Bid Forms, if any, to determine the lowest responsible Bidder on each division, and award multiple divisions to a single Bidder, so that the lowest total cost is achieved for the City. For unit price bids, the Contract will be awarded based upon the unit prices and the lump sum prices stated by the bidder for the work items specified in the bid documents, with consideration given to any alternates selected by the City. If the City determines that the unit price for any item is materially different for the work item bid than either other bidders or the general market, the City, in its sole discretion, in addition to any other right it may have, may reject the bid as not responsible or non-conforming.

The acceptability of major subcontractors will be considered in determining if a Bidder is responsible. In comparing Bids, the City will give consideration to alternate Bids for items listed in the bid forms. All key staff and subcontractors are subject to the approval by the City.

## Official Documents

The City of Ann Arbor officially distributes bid documents from the Procurement Unit or through the Michigan Intergovernmental Trade Network (MITN). Copies of the bid documents obtained from any other source are not Official copies. Addenda and other bid information will only be posted to these official distribution sites. If you obtained City of Ann Arbor Bid documents from other sources, it is recommended that you register on [www.MITN.info](http://www.MITN.info) and obtain an official Bid. Bidders do not need to be shown on the plan holders list provided by MITN to be considered an official plan holder.

## Bid Security

Each bid must be accompanied by a certified check, or Bid Bond by a surety licensed and authorized to do business within the State of Michigan, in the amount of 5% of the total of the bid price.

## Withdrawal of Bids

After the time of opening, no Bid may be withdrawn for the period of Ninety (90) days

## Contract Time

Time is of the essence in the performance of the work under this Contract. The available time for work under this Contract is indicated on page C-2, Article III of the Contract. If these time requirements can not be met, the Bidder must stipulate on Bid Form Section 3 - Time Alternate its schedule for performance of the work. Consideration will be given to time in evaluating bids.

## Liquidated Damages

A liquidated damages clause, as given on page C-2, Article III of the Contract, provides that the Contractor shall pay the City as liquidated damages, and not as a penalty, a sum certain per day for each and every day that the Contractor may be in default of completion of the specified work, within the time(s) stated in the Contract, or written extensions.

Liquidated damages clauses, as given in the General Conditions, provide further that the City shall be entitled to impose and recover liquidated damages for breach of the obligations under Chapter 112 of the City Code.

The liquidated damages are for the non-quantifiable aspects of any of the previously identified events and do not cover actual damages that can be shown or quantified nor are they intended to preclude recovery of actual damages in addition to the recovery of liquidated damages.

## Human Rights Information

All contractors proposing to do business with the City shall satisfy the contract compliance administrative policy adopted by the City Administrator in accordance with the Section 9:158 of the Ann Arbor City Code. Breach of the obligation not to discriminate as outlined in Section 5, beginning at page GC-3 shall be a material breach of the contract. Contractors are required to post a copy of Ann Arbor's Non-Discrimination Ordinance attached at all work locations where its employees provide services under a contract with the City.

## Wage Requirements

Section 4, beginning at page GC-2, outlines the requirements for payment of prevailing wages and for payment of a "living wage" to employees providing service to the City under this contract. The successful bidder and its subcontractors must comply with all applicable requirements and provide proof of compliance.

Pursuant to Resolution R-16-469 all public improvement contractors are subject to prevailing wage and will be required to provide to the City payroll records sufficient to demonstrate compliance with the prevailing wage requirements. Use of the Prevailing Wage Form provided in the Appendix section or a City-approved equivalent will be required along with wage rate interviews.

For laborers whose wage level are subject to federal, state and/or local prevailing wage law the appropriate Davis-Bacon wage rate classification is identified based upon the work including within this contract. **The wage determination(s) current on the date 10 days before bids are due shall apply to this contract.** The U.S. Department of Labor (DOL) has provided explanations to assist with classification in the following resource link: [www.wdol.gov](http://www.wdol.gov)

For the purposes of this ITB the Construction Type of Highway will apply.

## Conflict Of Interest Disclosure

The City of Ann Arbor Purchasing Policy requires that prospective Vendors complete a Conflict of Interest Disclosure form. A contract may not be awarded to the selected Vendor unless and until the Procurement Unit and the City Administrator have reviewed the Disclosure form and determined that no conflict exists under applicable federal, state, or local law or administrative regulation. Not every relationship or situation disclosed on the Disclosure Form may be a disqualifying conflict. Depending on applicable law and regulations, some contracts may awarded on the recommendation of the City Administrator after full disclosure, where such action is allowed by law, if demonstrated competitive pricing exists and/or it is determined the award is in the best interest of the City. A copy of the Vendor Conflict of Interest Disclosure Form is attached.

## Major Subcontractors

The Bidder shall identify on Bid Form Section 4 each major subcontractor it expects to engage for this Contract if the work to be subcontracted is 15% or more of the bid sum or over \$50,000, whichever is less. The Bidder also shall identify the work to be subcontracted to each major subcontractor. The Bidder shall not change or replace a subcontractor without approval by the City.

## Debarment

Submission of a Bid in response to this ITB is certification that the Bidder is not currently debarred, suspended, proposed for debarment, and declared ineligible or voluntarily excluded from participation in this transaction by any State or Federal departments or agency. Submission is also agreement that the City will be notified of any changes in this status.

## Disclosures

After bids are opened, all information in a submitter's bid is subjected to disclosure under the provisions of Michigan Public Act No. 442 of 1976, as amended (MCL 15.231 et seq.) known as the "Freedom of Information Act." The Freedom of Information Act also provides for the complete disclosure of contracts and attachments thereto except where specifically exempted.

## Bid Protest

All Bid protests must be in writing and filed with the Purchasing Agent within five (5) business days of the award action. The bidder must clearly state the reasons for the protest. If a bidder contacts a City Service Area/Unit and indicates a desire to protest an award, the Service Area/Unit shall refer the bidder to the Purchasing Agent. The Purchasing Agent will provide the bidder with the appropriate instructions for filing the protest. The protest shall be reviewed by the City Administrator or designee whose decision shall be final.

## Cost Liability

The City of Ann Arbor assumes no responsibility or liability for costs incurred by the Bidder prior to the execution of a contract with the City. By submitting a bid, a bidder agrees to bear all costs incurred or related to the preparation, submission and selection process for the bid.

## Reservation of Rights

The City of Ann Arbor reserves the right to accept any bid or alternative bid proposed in whole or in part, to reject any or all bids or alternatives bids in whole or in part and to waive irregularity and/or informalities in any bid and to make the award in any manner deemed in the best interest of the City.

## INVITATION TO BID

City of Ann Arbor  
Guy C. Larcom Municipal Building  
Ann Arbor, Michigan 48107

Ladies and Gentlemen:

The undersigned, as Bidder, declares that this Bid is made in good faith, without fraud or collusion with any person or persons bidding on the same Contract; that this Bidder has carefully read and examined the bid documents, including City Nondiscrimination requirements and Declaration of Compliance Form, Living Wage requirements and Declaration of Compliance Form, Prevailing Wage requirements and Declaration of Compliance Form, Vendor Conflict of Interest Form, Notice of Pre-Bid Conference, Instructions to Bidders, Bid, Bid Forms, Contract, Bond Forms, General Conditions, Standard Specifications, Detailed Specifications, all Addenda, and the Plans (if applicable) and understands them. The Bidder declares that it conducted a full investigation at the site and of the work proposed and is fully informed as to the nature of the work and the conditions relating to the work's performance. The Bidder also declares that it has extensive experience in successfully completing projects similar to this one.

The Bidder acknowledges that it has not received or relied upon any representations or warranties of any nature whatsoever from the City of Ann Arbor, its agents or employees, and that this Bid is based solely upon the Bidder's own independent business judgment.

The undersigned proposes to perform all work shown on the plans or described in the bid documents, including any addenda issued, and to furnish all necessary machinery, tools, apparatus, and other means of construction to do all the work, furnish all the materials, and complete the work in strict accordance with all terms of the Contract of which this Bid is one part.

In accordance with these bid documents, and Addenda numbered 1,2,3, the undersigned, as Bidder, proposes to perform at the sites in and/or around Ann Arbor, Michigan, all the work included herein for the amounts set forth in the Bid Forms.

The Bidder declares that it has become fully familiar with the liquidated damage clauses for completion times and for compliance with City Code Chapter 112, understands and agrees that the liquidated damages are for the non-quantifiable aspects of non-compliance and do not cover actual damages that may be shown and agrees that if awarded the Contract, all liquidated damage clauses form part of the Contract.

The Bidder declares that it has become fully familiar with the provisions of Chapter 14, Section 1:320 (Prevailing wages) and Chapter 23 (Living Wage) of the Code of the City of Ann Arbor and that it understands and agrees to comply, to the extent applicable to employees providing services to the City under this Contract, with the wage and reporting requirements stated in the City Code provisions cited. Bidder certifies that the statements contained in the City Prevailing Wage and Living Wage Declaration of Compliance Forms are true and correct. Bidder further agrees that the cited provisions of Chapter 14 and Chapter 23 form a part of this Contract.

The Bidder declares that it has become familiar with the City Conflict of Interest Disclosure Form and certifies that the statement contained therein is true and correct.

The Bidder encloses a certified check or Bid Bond in the amount of 5% of the total of the Bid Price. The Bidder agrees both to contract for the work and to furnish the necessary Bonds and insurance documentation within 10 days after being notified of the acceptance of the Bid.

If this Bid is accepted by the City and the Bidder fails to contract and furnish the required Bonds and insurance documentation within 10 days after being notified of the acceptance of this Bid, then the Bidder shall be considered to have abandoned the Contract and the certified check or Bid Bond accompanying this Bid shall become due and payable to the City.

If the Bidder enters into the Contract in accordance with this Bid, or if this Bid is rejected, then the accompanying check or Bid Bond shall be returned to the Bidder.

In submitting this Bid, it is understood that the right is reserved by the City to accept any Bid, to reject any or all Bids, to waive irregularities and/or informalities in any Bid, and to make the award in any manner the City believes to be in its best interest.

SIGNED THIS 6<sup>th</sup> DAY OF June, 2017.

Strawser Construction, Inc.

Bidder's Name

1392 Dublin Road

Columbus, Ohio 43215

Official Address

614-276-5501

Telephone Number

Douglas C. Perry  
Authorized Signature of Bidder

Douglas C. Perry  
(Print Name of Signer Above)

dperry@terryasphalt.com  
Email Address for Award Notice

**LEGAL STATUS OF BIDDER**

(The Bidder shall fill out the appropriate form and strike out the other three.)

Bidder declares that it is:

\* A corporation organized and doing business under the laws of the State of Ohio, for whom Douglas C. Perry, bearing the office title of Senior Estimator, whose signature is affixed to this Bid, is authorized to execute contracts.

NOTE: If not incorporated in Michigan, please attach the corporation's Certificate of Authority

~~\* A limited liability company doing business under the laws of the State of \_\_\_\_\_, whom \_\_\_\_\_ bearing the title of \_\_\_\_\_, whose signature is affixed to this proposal, is authorized to execute contract on behalf of the LLC.~~

~~\* A partnership, organized under the laws of the state of \_\_\_\_\_ and filed in the county of \_\_\_\_\_, whose members are (list all members and the street and mailing address of each) (attach separate sheet if necessary):~~

\_\_\_\_\_  
\_\_\_\_\_  
\_\_\_\_\_  
\_\_\_\_\_

~~\* An individual, whose signature with address, is affixed to this Bid: \_\_\_\_\_ (initial here)~~

**Authorized Official**

Douglas C. Perry Date June 6<sup>th</sup>, 2017

(Print) Name Douglas C. Perry Title Senior Estimator

Company: Strawser Construction, Inc.

Address: 1392 Dublin Rd. Columbus, Ohio 43215

Contact Phone (614) 276-5501 Fax (614) 276-0570

Email dperry@terryasphalt.com

MICHIGAN DEPARTMENT OF LABOR & ECONOMIC GROWTH BUREAU OF COMMERCIAL SERVICES		
Date Received <b>JUN 06 2008</b>	(FOR BUREAU USE ONLY)  This document is effective on the date filed, unless a subsequent effective date within 90 days after received date is stated in the document.	
Name CSC-Wilmington	601266/035	
Address 2711 Centerville Rd. Ste. 400	<b>FILED</b>  <b>JUN 09 2008</b>  Administrator <b>BUREAU OF COMMERCIAL SERVICES</b>  EFFECTIVE DATE	
City Wilmington,		State DE
Zip Code 19808		

Document will be returned to the name and address you enter above.  
If left blank document will be mailed to the registered office.

**60136V**

**APPLICATION FOR CERTIFICATE OF AUTHORITY  
TO TRANSACT BUSINESS OR CONDUCT AFFAIRS IN MICHIGAN**  
For use by Foreign Corporations  
(Please read information and instructions on the last page)

Pursuant to the provisions of Act 284, Public Acts of 1972 (profit corporations), or Act 162, Public Acts of 1982 (nonprofit corporations), the undersigned corporation executes the following Application:

1. The name of the corporation is:  
**Strawser Construction Inc.**

2. (Complete this item only if the corporate name in item 1 is not available for use in Michigan.)  
The assumed name of the corporation to be used in all its dealings with the Bureau and in the transaction of its business or the conducting of its affairs in Michigan is:

3. It is incorporated under the laws of Ohio. The date of its incorporation is May 21, 2008 and the term of its existence if other than perpetual is \_\_\_\_\_

4. a. The address of the main business or headquarters office of the corporation is:  
600 Sheperd Avenue Cincinnati Ohio 45215  
(Street Address) (City) (State) (ZIP Code)

b. The mailing address if different than above is:  
\_\_\_\_\_  
(Street Address) (City) (State) (ZIP Code)

*CG*  
110.00 110070 *CE/ma*



## **ADDENDUM No. 1**

**ITB No. 4478**

### **Street Surface Treatments - 2017**

**UPDATED DUE DATE: May 25, 2017 at 2:00 P.M. (Local Time)**

The following changes, additions, and/or deletions shall be made to the Invitation to Bid for Street Surface Treatments - 2017, ITB No. 4478, on which proposals are to be received on/or before May 25, 2017, by 2:00 P.M. (Local Time).

The information contained herein shall take precedence over the original documents and all previous addenda (if any), and is appended thereto. **This Addendum includes two (2) pages.**

**Bidder is to acknowledge receipt of this Addendum No. 1, including all attachments (if any) in its Bid by so indicating on Page ITB-1 of the Invitation to Bid Form. Bids submitted without acknowledgement of receipt of this addendum will be considered nonconforming.**

The following forms provided within the ITB Document must be included in submitted bids at bid opening.

- **City of Ann Arbor Prevailing Wage Declaration of Compliance**
- **City of Ann Arbor Living Wage Ordinance Declaration of Compliance**
- **Vendor Conflict of Interest Disclosure Form**
- **City of Ann Arbor Non-Discrimination Ordinance Declaration of Compliance**

*Bids that fail to provide these completed forms listed above upon bid opening will be rejected as non-responsive and will not be considered for award.*

(This Space Intentionally Left Blank)

## I. CORRECTIONS/ADDITIONS/DELETIONS

Changes to the Bid documents which are outlined below are referenced to a page or Section in which they appear conspicuously. The Bidder is to take note in its review of the documents and include these changes as they may affect work or details in other areas not specifically referenced here.

### Section/Page(s)

### Change

All Mentions

As provided in Addendum 1:  
Bid Due Date: Monday, May 22, 2017 at 10:00 a.m. (Local Time)

As updated herein:  
Bid Due Date: Thursday, May 25, 2017 at 2:00 p.m. (Local Time)

Comments: *The Due Date and Time for responses to this ITB has been extended to Thursday, May 25, 2017 at 2:00 p.m. (local time). Note that all other dates are unchanged.*

Respondents are responsible for any conclusions that they may draw from the information contained in the Addendum.

## ADDENDUM No. 2

ITB No. 4477

### Street Surface Treatments - 2017

**Bids Due: May 25, 2017 at 2:00 P.M. (local time)**

The following changes, additions, and/or deletions shall be made to the Invitation to Bid for Street Surface Treatments - 2017, ITB No. 4478, on which proposals will be received on/or before May 25, 2017, at 2:00 P.M. (local time).

The information contained herein shall take precedence over the original documents and all previous addenda (if any), and is appended thereto. **This Addendum includes 35 pages.**

**Bidder is to acknowledge receipt of this Addendum No. 2, including all attachments (if any) in its Bid by so indicating on page ITB-1 of the Invitation to Bid Form. Bids submitted without acknowledgment of receipt of this addendum will be considered nonconforming.**

**The following forms provided within the ITB Document must be included in submitted bids at bid opening.**

- City of Ann Arbor Prevailing Wage Declaration of Compliance
- City of Ann Arbor Living Wage Ordinance Declaration of Compliance
- Vendor Conflict of Interest Disclosure Form
- City of Ann Arbor Non-Discrimination Ordinance Declaration of Compliance

**Bids that fail to provide these completed forms listed above upon bid opening will be rejected as non-responsive and will not be considered for award.**

#### I. CORRECTIONS/ADDITIONS/DELETIONS/CLARIFICATIONS

Changes to the Bid documents outlined below are referenced to a page or Section in which they appear conspicuously. The Bidder is to take note in its review of the documents and include these changes as they may affect work or details in other areas not specifically referenced here.

Item #1: Pre-Bid Conference Summary and Attendance Record/Sign-In Sheet pages Addendum-2-3 thru Addendum-2-5.

Item #2: Bid Forms, pages BF-1 thru BF-8; replace these pages with attached pages Addendum-2-6 thru Addendum-2-8.

Item #3: Detailed Specification for General Conditions pages DS-1 to DS-2; replace with attached pages Addendum-2-9 and Addendum-2-10.

Item #4: Detailed Specification for Project Supervision pages DS-3 to DS-6; replace with attached pages Addendum-2-11 thru Addendum-2-14.

Item #5: Insert Detailed Specification for Resident Notification page Addendum-2-15.

Item #6: Detailed Specification for Project Schedule including the “Project Schedule of Streets” pages DS-11 to DS-13; replace with attached pages Addendum-2-16 thru Addendum-2-18.

Item #7: Detailed Specification for Micro-surfacing pages DS-16 to DS-17; replace with attached pages Addendum-2-19 and Addendum-2-20.

Item #8: Replace in Appendix “Project Listing of Streets” pages Addendum-2-21 and Addendum-2-22.

Item #9: Include in Appendix “Project Log” pages Addendum-2-23 and Addendum-2-34.

Item #10: Include in Appendix “Project Map” page Addendum-2-35.

Bidders are responsible for any conclusions that they may draw from the information contained in the Addendum.

## **ADDENDUM No. 3**

**ITB No. 4478**

### **Street Surface Treatments - 2017**

#### **UPDATED DUE DATE: June 6, 2017 at 2:00 P.M. (Local Time)**

The following changes, additions, and/or deletions shall be made to the Invitation to Bid for Street Surface Treatments - 2017, ITB No. 4478, on which proposals are to be received on/or before June 6, 2017, by 2:00 P.M. (Local Time).

The information contained herein shall take precedence over the original documents and all previous addenda (if any), and is appended thereto. **This Addendum includes two (2) pages.**

**Bidder is to acknowledge receipt of this Addendum No. 3, including all attachments (if any) in its Bid by so indicating on Page ITB-1 of the Invitation to Bid Form. Bids submitted without acknowledgement of receipt of this addendum will be considered nonconforming.**

The following forms provided within the ITB Document must be included in submitted bids at bid opening.

- **City of Ann Arbor Prevailing Wage Declaration of Compliance**
- **City of Ann Arbor Living Wage Ordinance Declaration of Compliance**
- **Vendor Conflict of Interest Disclosure Form**
- **City of Ann Arbor Non-Discrimination Ordinance Declaration of Compliance**

*Bids that fail to provide these completed forms listed above upon bid opening will be rejected as non-responsive and will not be considered for award.*

(This Space Intentionally Left Blank)

## I. CORRECTIONS/ADDITIONS/DELETIONS

Changes to the Bid documents which are outlined below are referenced to a page or Section in which they appear conspicuously. The Bidder is to take note in its review of the documents and include these changes as they may affect work or details in other areas not specifically referenced here.

### Section/Page(s)

### Change

All Mentions

As provided in Addendum 1:  
Bid Due Date: Thursday, May 25, 2017 at 2:00 p.m. (Local Time)

As updated herein:  
Bid Due Date: Tuesday, June 6, 2017 at 2:00 p.m. (Local Time)

Comments: *The Due Date and Time for responses to this ITB has been extended to Tuesday, June 6, 2017 at 2:00 p.m. (local time). Note that all other dates are unchanged.*

Respondents are responsible for any conclusions that they may draw from the information contained in the Addendum.

## BID FORM

### Section 1 - Schedule of Prices

Street Surface Treatments - 2017  
 File No. 2016-020  
 Bid No. 4478

Line No.	Item No.	Item Description	Unit	Estimated Quantity	Unit Price	Total Price
10	1047051	_General Conditions, Max \$15,000.00	LSUM	1.000	\$ <u>15,000.00</u>	\$ <u>15,000.00</u>
15	1047051	_Project Supervision, Max \$25,000.00	LSUM	1.000	\$ <u>25,000.00</u>	\$ <u>25,000.00</u>
20	1047051	_Certified Payroll Compliance and Reporting	LSUM	1.000	\$ <u>25,000.00</u>	\$ <u>25,000.00</u>
25	1047051	_Resident Notification	LSUM	1.000	\$ <u>30,000.00</u>	\$ <u>30,000.00</u>
30	2080020	Erosion Control, Inlet Protection, Fabric Drop	Ea	128.000	\$ <u>180.00</u>	\$ <u>23,040.00</u>
35	2090001	Project Cleanup	LSUM	1.000	\$ <u>70,000.00</u>	\$ <u>70,000.00</u>
40	50107011	Cold Milling HMA Surface, Modified	Syd	12,080.660	\$ <u>44.00</u>	\$ <u>531,549.04</u>
45	5040005	Micro-Surface, Rutfilling	Ton	102.000	\$ <u>689.00</u>	\$ <u>70,278.00</u>
50	5047011	Micro-Surface, Single Course	Syd	175,134.111	\$ <u>3.49</u>	\$ <u>611,218.05</u>
55	5047011	Micro-Surface, Single Course, Nighttime Work	Syd	30,919.679	\$ <u>3.95</u>	\$ <u>122,132.73</u>
60	5057011	Seal, Single Chip, Modified	Syd	83,351.920	\$ <u>4.30</u>	\$ <u>358,413.26</u>
65	5067011	Seal, Slurry, Modified	Syd	102,313.705	\$ <u>3.41</u>	\$ <u>348,889.73</u>
70	5017031	Hand Patching, Modified	Ton	2,081.124	\$ <u>340.00</u>	\$ <u>707,582.16</u>
75	8110049	Pavt Mrkg, Ovly Cold Plastic, Direction Arrow Sym, Bike	Ea	51.000	\$ <u>189.00</u>	\$ <u>9,639.00</u>
80	8110058	Pavt Mrkg, Ovly Cold Plastic, Bike, Small Sym	Ea	54.000	\$ <u>175.00</u>	\$ <u>9,450.00</u>
85	8110079	Pavt Mrkg, Ovly Cold Plastic, Sharrow Symbol	Ea	3.000	\$ <u>240.00</u>	\$ <u>720.00</u>
90	8110520	Pavt Mrkg, Wet Retrflc Thermopl, 4 inch, White	Ft	20,005.000	\$ <u>1.05</u>	\$ <u>21,005.25</u>
95	8110521	Pavt Mrkg, Wet Retrflc Thermopl, 6 inch, White	Ft	21,819.000	\$ <u>1.20</u>	\$ <u>26,182.80</u>
100	8110524	Pavt Mrkg, Wet Retrflc Thermopl, 4 inch, Yellow	Ft	81,551.000	\$ <u>1.05</u>	\$ <u>85,628.55</u>
105	8110332	Rem Raised Pavt Marker	Ea	117.000	\$ <u>7.15</u>	\$ <u>836.55</u>
110	8110343	Rem Spec Mrkg	Sft	6,135.000	\$ <u>3.50</u>	\$ <u>21,472.50</u>

TOTAL THIS PAGE \$ 3,113,037.62

# BID FORM

## Section 1 - Schedule of Prices

Street Surface Treatments - 2017

File No. 2016-020

Bid No. 4478

<u>Line No.</u>	<u>Item No.</u>	<u>Item Description</u>	<u>Unit</u>	<u>Estimated Quantity</u>	<u>Unit Price</u>	<u>Total Price</u>
115	8117001	_Pavt Mrkg, Wet Retrflc Thermopl, 6 inch, Crosswalk	Ft	500.000	\$ <u>3.60</u>	\$ <u>1,800.00</u>
120	8117001	_Pavt Mrkg, Wet Retrflc Thermopl, 12 inch, Crosswalk	Ft	5,789.000	\$ <u>7.15</u>	\$ <u>41,391.35</u>
125	8117001	_Pavt Mrkg, Wet Retrflc Thermopl, 12 inch, Cross Hatching, Yellow	Ft	1,290.000	\$ <u>7.15</u>	\$ <u>9,223.50</u>
130	8117001	_Pavt Mrkg, Wet Retrflc Thermopl, 24 inch, Stop Bar	Ft	1,157.000	\$ <u>15.30</u>	\$ <u>17,702.10</u>
135	8117001	_Pavt Mrkg, Wet Retrflc Thermopl, 4 inch, Parking Sym, White	Ft	56.000	\$ <u>6.00</u>	\$ <u>336.00</u>
140	8117050	_Pavt Mrkg, Wet Retrflc Thermopl, Lt Turn Arrow Sym	Ea	68.000	\$ <u>210.00</u>	\$ <u>14,280.00</u>
145	8117050	_Pavt Mrkg, Wet Retrflc Thermopl, Rt Turn Arrow Sym	Ea	27.000	\$ <u>210.00</u>	\$ <u>5,670.00</u>
150	8117050	_Pavt Mrkg, Wet Retrflc Thermopl, Thru Arrow Sym	Ea	14.000	\$ <u>189.00</u>	\$ <u>2,646.00</u>
155	8117050	_Pavt Mrkg, Wet Retrflc Thermopl, Thru and Rt Turn Arrow Sym	Ea	8.000	\$ <u>260.00</u>	\$ <u>2,080.00</u>
160	8117050	_Pavt Mrkg, Wet Retrflc Thermopl, Thru and Lt Turn Arrow Sym	Ea	4.000	\$ <u>260.00</u>	\$ <u>1,040.00</u>
165	8117050	_Pavt Mrkg, Wet Retrflc Thermopl, Only	Ea	46.000	\$ <u>205.00</u>	\$ <u>9,430.00</u>
170	8117050	_Pavt Mrkg, Wet Retrflc Thermopl, Railroad Sym	Ea	2.000	\$ <u>480.00</u>	\$ <u>960.00</u>
175	8120012	Barricade, Type III, High Intensity, Double Sided, Lighted, Furn	Ea	213.000	\$ <u>105.00</u>	\$ <u>22,365.00</u>
180	8120013	Barricade, Type III, High Intensity, Double Sided, Lighted, Oper	Ea	213.000	\$ <u>20.00</u>	\$ <u>4,260.00</u>
185	8120030	Channelizing Device, 42 inch, Furn	Ea	2,448.000	\$ <u>27.00</u>	\$ <u>66,096.00</u>
190	8120031	Channelizing Device, 42 inch, Oper	Ea	2,448.000	\$ <u>10.00</u>	\$ <u>24,480.00</u>
195	8120140	Lighted Arrow, Type C, Furn	Ea	22.000	\$ <u>975.00</u>	\$ <u>21,450.00</u>
200	8120141	Lighted Arrow, Type C, Oper	Ea	22.000	\$ <u>200.00</u>	\$ <u>4,400.00</u>
205	8120160	Ltg for Night Work	LSUM	1.000	\$ <u>10,000.00</u>	\$ <u>10,000.00</u>
210	8120210	Pavt Mrkg, Longit, 6 inch or Less Width, Rem	Ft	123,431.000	\$ <u>0.68</u>	\$ <u>83,933.08</u>
215	8120211	Pavt Mrkg, Longit, Greater than 6 inch Width, Rem	Ft	8,236.000	\$ <u>1.05</u>	\$ <u>8,647.80</u>

TOTAL THIS PAGE \$ 352,190.83



# BID FORM

## Section 1 - Schedule of Prices

Street Surface Treatments - 2017  
File No. 2016-020  
Bid No. 4478

<u>Line No.</u>	<u>Item No.</u>	<u>Item Description</u>	<u>Unit</u>	<u>Estimated Quantity</u>	<u>Unit Price</u>	<u>Total Price</u>
220	8120235	Pavt Mrkg, Wet Retrflc, Type NR, Paint, 4 inch, White, Temp	Ft	20,005.000	\$ <u>0.67</u>	\$ <u>13,403.35</u>
225	8120236	Pavt Mrkg, Wet Retrflc, Type NR, Paint, 4 inch, Yellow, Temp	Ft	81,551.000	\$ <u>0.67</u>	\$ <u>54,639.17</u>
230	8120260	Plastic Drum, High Intensity, Lighted, Furn	Ea	1,246.000	\$ <u>32.00</u>	\$ <u>39,872.00</u>
235	8120261	Plastic Drum, High Intensity, Lighted, Oper	Ea	1,246.000	\$ <u>15.00</u>	\$ <u>18,690.00</u>
240	8120280	Raised Pavt Marker, Temp, Type 1, White, Monodirectional	Ea	400.000	\$ <u>2.25</u>	\$ <u>900.00</u>
245	8120281	Raised Pavt Marker, Temp, Type 1, Yellow, Bidirectional	Ea	1,632.000	\$ <u>2.25</u>	\$ <u>3,672.00</u>
250	8120310	Sign Cover	Ea	75.000	\$ <u>48.00</u>	\$ <u>3,600.00</u>
255	8120330	Sign, Portable, Changeable Message, Furn	Ea	8.000	\$ <u>4,275.00</u>	\$ <u>34,200.00</u>
260	8120331	Sign, Portable, Changeable Message, Oper	Ea	43.000	\$ <u>975.00</u>	\$ <u>41,925.00</u>
265	8120350	Sign, Type B, Temp, Prismatic, Furn	Sft	6,622.000	\$ <u>5.00</u>	\$ <u>33,110.00</u>
270	8120351	Sign, Type B, Temp, Prismatic, Oper	Sft	6,622.000	\$ <u>2.50</u>	\$ <u>16,555.00</u>
275	8120370	Traf Regulator Control	LSUM	1.000	\$ <u>150,000.00</u>	\$ <u>150,000.00</u>
280	8127050	_No Parking Sign	Ea	125.000	\$ <u>60.00</u>	\$ <u>7,500.00</u>
285	8127051	_Minor Traffic Control, Max \$10,000.00	LSUM	1.000	\$ <u>20,000.00</u>	\$ <u>20,000.00</u>
290	8507022	Polymerized Emulsion Pavement Repair	Gal	125.000	\$ <u>60.00</u>	\$ <u>7,500.00</u>
TOTAL THIS PAGE						\$ <u>445,566.52</u>
TOTAL FROM PAGE BF-1						\$ <u>3,113,037.62</u>
TOTAL FROM PAGE BF-2						\$ <u>352,190.63</u>
TOTAL BASE BID						\$ <u>3,910,794.97</u>

## BID FORM

### Section 2 - Material and Equipment Alternates

The Base Bid proposal price shall include materials and equipment selected from the designated items and manufacturers listed in the bidding documents. This is done to establish uniformity in bidding and to establish standards of quality for the items named.

If the Contractor wishes to quote alternate items for consideration by the City, it may do so under this Section. A complete description of the item and the proposed price differential must be provided. Unless approved at the time of award, substitutions where items are specifically named will be considered only as a negotiated change in Contract Sum.

<u>Item Number</u>	<u>Description</u>	<u>Add/Deduct Amount</u>
--------------------	--------------------	--------------------------

If the Bidder does not suggest any material or equipment alternate, the Bidder **MUST** complete the following statement:

For the work outlined in this request for bid, the bidder does NOT propose any material or equipment alternate under the Contract.

Signature of Authorized Representative of Bidder

Douglas C. Perry Date 6/6/17  
Strawser Construction, Inc.

## BID FORM

### Section 3 - Time Alternate

If the Bidder takes exception to the time stipulated in Article III of the Contract, Time of Completion, page C-2, it is requested to stipulate below its proposed time for performance of the work. Consideration will be given to time in evaluating bids.

If the Bidder does not suggest any time alternate, the Bidder **MUST** complete the following statement:

For the work outlined in this request for bid, the bidder does NOT propose any time alternate under the Contract.

Signature of Authorized Representative of Bidder Douglas C. Perry Date 6/6/17  
Strawser Construction, Inc.

# BID FORM

## Section 4 - Major Subcontractors

For purposes of this Contract, a Subcontractor is anyone (other than the Contractor) who performs work (other than or in addition to the furnishing of materials, plans or equipment) at or about the construction site, directly or indirectly for or on behalf of the Contractor (and whether or not in privity of Contract with the Contractor), but shall not include any individual who furnishes merely the individual's own personal labor or services.

Contractor agrees that all subcontracts entered into by the Contractor shall contain similar wage provision to Section 4 of the General Conditions covering subcontractor's employees who perform work on this contract.

For the work outlined in these documents the Bidder expects to engage the following major subcontractors to perform the work identified:

<u>Subcontractor (Name and Address)</u>	<u>Work</u>	<u>Amount</u>
Poco Inc. 4850 S. Sheldon Rd. Canton, MI 48188	Traffic Control/Devices	\$ 228,175
P.K. Contracting 1965 Barrett Troy, MI 48084	Pavement Markings	\$ 366,626
Fahrner Asphalt 2224 Veterans Memorial Pkwy. Saginaw, MI 48601	Chip Seal	\$ 321,797
Cadillac Asphalt 2575 S-Haggerty Rd. Canton, MI 48188	Cold Milling/Hand Patching	\$ 1,071,618

If the Bidder does not expect to engage any major subcontractor, the Bidder **MUST** complete the following statement:

For the work outlined in this request for bid, the bidder does NOT expect to engage any major subcontractor to perform work under the Contract.

Signature of Authorized Representative of Bidder \_\_\_\_\_ Date \_\_\_\_\_

# BID FORM

## Section 5 – References

Include a minimum of \_\_\_ reference from similar project completed within the past \_\_\_ years.

[Refer also to Instructions to Bidders for additional requirements, if any]

1) Ottawa County  
Michigan Cape Seal  
Project Name                      \$ 1,032,161.48  
Cost                                      July, 2016  
Date Constructed

Brett Laughlin  
Contact Name                                      616-850-7204  
Phone Number

2) Kent County, Michigan  
Microsurfacing  
Project Name                      \$ 714,347.42  
Cost                                      August, 2016  
Date Constructed

Jerry Byrne  
Contact Name                                      616-242-6950  
Phone Number

3) Grand Rapids, Michigan  
Cape Seal  
Project Name                      \$ 2,258,663.47  
Cost                                      August, 2016  
Date Constructed

Victor Rose  
Contact Name                                      616-456-3232  
Phone Number

# CONTRACT

THIS AGREEMENT is made on the 17th day of July 2017, between the CITY OF ANN ARBOR, a Michigan Municipal Corporation, 301 East Huron Street, Ann Arbor, Michigan 48104 ("City") and Strawser Construction, Inc. ("Contractor") a State of Ohio Corporation located at 1392 Dublin Road, Columbus, OH, 43215.

Based upon the mutual promises below, the Contractor and the City agree as follows:

## ARTICLE I - Scope of Work

The Contractor agrees to furnish all of the materials, equipment and labor necessary; and to abide by all the duties and responsibilities applicable to it for the project titled "**Street Surface Treatments - 2017**" in accordance with the requirements and provisions of the following documents, including all written modifications incorporated into any of the documents, which are incorporated as part of this Contract:

Living Wage and Non-Discrimination Ordinances -Declaration of Compliance Forms (if applicable)	Bonds
Vendor Conflict of Interest Form	General Conditions
Prevailing Wage Declaration of Compliance Form (if applicable)	Standard Specifications
Bid Forms	Detailed Specifications
Contract and Exhibits	Plans
	Addenda

## ARTICLE II - Definitions

Administering Service Area/Unit means **Public Services Area /Project Management Services Unit**

Project means **Street Surface Treatments – 2017; ITB No. 4478.**

## ARTICLE III - Time of Completion

- (A) The work to be completed under this Contract shall begin immediately on the date specified in the Notice to Proceed issued by the City.
- (B) The entire work for this Contract shall be completed in accordance with the scheduling requirements outlined in the "Detailed Specification for Project Schedule" found on pages Addendum-2-16 to 18 of the Contract Documents.
- (C) Failure to complete all the work within the time specified above, including any extension granted in writing by the Supervising Professional, shall obligate the Contractor to pay the City, as liquidated damages and not as a penalty, the amount(s) specified in the "Detailed Specification for Project Schedule" found on pages Addendum-2-16 to 18 of the Contract Documents for each calendar day of delay in the completion of all the work. If any liquidated damages are unpaid by the Contractor, the City shall be entitled to deduct these unpaid liquidated damages from the monies due the Contractor.

The liquidated damages are for the non-quantifiable aspects of any of the previously identified events and do not cover actual damages that can be shown or quantified nor are they intended to preclude recovery of actual damages in addition to the recovery of liquidated damages.

#### **ARTICLE IV - The Contract Sum**

- (A) The City shall pay to the Contractor for the performance of the Contract, the unit prices as given in the Bid Form for the estimated bid total of:

Three Million Nine Hundred Thousand Seven Hundred Ninety-Four and 97/100 Dollars (\$3,900,794.97)

- (B) The amount paid shall be equitably adjusted to cover changes in the work ordered by the Supervising Professional but not required by the Contract Documents. Increases or decreases shall be determined only by written agreement between the City and Contractor.

#### **ARTICLE V - Assignment**

This Contract may not be assigned or subcontracted any portion of any right or obligation under this contract without the written consent of the City. Notwithstanding any consent by the City to any assignment, Contractor shall at all times remain bound to all warranties, certifications, indemnifications, promises and performances, however described, as are required of it under this contract unless specifically released from the requirement, in writing, by the City.

#### **ARTICLE VI - Choice of Law**

This Contract shall be construed, governed, and enforced in accordance with the laws of the State of Michigan. By executing this agreement, the Contractor and the City agree to venue in a court of appropriate jurisdiction sitting within Washtenaw County for purposes of any action arising under this Contract. The parties stipulate that the venue referenced in this Contract is for convenience and waive any claim of non-convenience.

Whenever possible, each provision of the Contract will be interpreted in a manner as to be effective and valid under applicable law. The prohibition or invalidity, under applicable law, of any provision will not invalidate the remainder of the Contract.

#### **ARTICLE VII - Relationship of the Parties**

The parties of the Contract agree that it is not a Contract of employment but is a Contract to accomplish a specific result. Contractor is an independent Contractor performing services for the City. Nothing contained in this Contract shall be deemed to constitute any other relationship between the City and the Contractor.

Contractor certifies that it has no personal or financial interest in the project other than the compensation it is to receive under the Contract. Contractor certifies that it is not, and shall not become, overdue or in default to the City for any Contract, debt, or any other obligation to the City including real or personal property taxes. City shall have the right to set off any such debt against compensation awarded for services under this agreement.

#### **ARTICLE VIII - Notice**

All notices given under this Contract shall be in writing, and shall be by personal delivery or by certified mail with return receipt requested to the parties at their respective addresses as specified in the Contract Documents or other address the Contractor may specify in writing.

Notice will be deemed given on the date when one of the following first occur: (1) the date of actual receipt; or (2) three days after mailing certified U.S. mail.

**ARTICLE IX - Indemnification**

To the fullest extent permitted by law, Contractor shall indemnify, defend and hold harmless the City, its officers, employees and agents harmless from all suits, claims, judgments and expenses including attorney's fees resulting or alleged to result, in whole or in part, from any act or omission, which is in any way connected or associated with this Contract, by the Contractor or anyone acting on the Contractor's behalf under this Contract. Contractor shall not be responsible to indemnify the City for losses or damages caused by or resulting from the City's sole negligence. The provisions of this Article shall survive the expiration or earlier termination of this contract for any reason.

**ARTICLE X - Entire Agreement**

This Contract represents the entire understanding between the City and the Contractor and it supersedes all prior representations, negotiations, agreements, or understandings whether written or oral. Neither party has relied on any prior representations in entering into this Contract. No terms or conditions of either party's invoice, purchase order or other administrative document shall modify the terms and conditions of this Contract, regardless of the other party's failure to object to such form. This Contract shall be binding on and shall inure to the benefit of the parties to this Contract and their permitted successors and permitted assigns and nothing in this Contract, express or implied, is intended to or shall confer on any other person or entity any legal or equitable right, benefit, or remedy of any nature whatsoever under or by reason of this Contract. This Contract may be altered, amended or modified only by written amendment signed by the City and the Contractor.

**FOR CONTRACTOR**

By \_\_\_\_\_

Its: \_\_\_\_\_

**FOR THE CITY OF ANN ARBOR**

By \_\_\_\_\_

Christopher Taylor, Mayor

By \_\_\_\_\_

Jacqueline Beaudry, City Clerk

**Approved as to substance**

By \_\_\_\_\_

Howard S. Lazarus, City Administrator

By \_\_\_\_\_

Craig Hupy, P.E., Public Services Area Administrator

**Approved as to form and content**

By \_\_\_\_\_

Stephen K. Postema, City Attorney



**PERFORMANCE BOND**

- (1) \_\_\_\_\_ (referred to as "Principal"), and \_\_\_\_\_, a corporation duly authorized to do business in the State of Michigan (referred to as "Surety"), are bound to the City of Ann Arbor, Michigan (referred to as "City"), for
- \$ \_\_\_\_\_, the payment of which Principal and Surety bind themselves, their heirs, executors, administrators, successors and assigns, jointly and severally, by this bond.
- (2) The Principal has entered a written Contract with the City dated \_\_\_\_\_, 201\_, for: \_\_\_\_\_ and \_\_\_\_\_ this bond is given for that Contract in compliance with Act No. 213 of the Michigan Public Acts of 1963, as amended, being MCL 129.201 et seq.
- (3) Whenever the Principal is declared by the City to be in default under the Contract, the Surety may promptly remedy the default or shall promptly:
- (a) complete the Contract in accordance with its terms and conditions; or
  - (b) obtain a bid or bids for submission to the City for completing the Contract in accordance with its terms and conditions, and upon determination by Surety of the lowest responsible bidder, arrange for a Contract between such bidder and the City, and make available, as work progresses, sufficient funds to pay the cost of completion less the balance of the Contract price; but not exceeding, including other costs and damages for which Surety may be liable hereunder, the amount set forth in paragraph 1.
- (4) Surety shall have no obligation to the City if the Principal fully and promptly performs under the Contract.
- (5) Surety agrees that no change, extension of time, alteration or addition to the terms of the Contract or to the work to be performed thereunder, or the specifications accompanying it shall in any way affect its obligations on this bond, and waives notice of any such change, extension of time, alteration or addition to the terms of the Contract or to the work, or to the specifications.

**SIGNED AND SEALED** this \_\_\_\_\_ day of \_\_\_\_\_, 201\_.

\_\_\_\_\_  
(Name of Surety Company)

By \_\_\_\_\_  
(Signature)

Its \_\_\_\_\_  
(Title of Office)

Approved as to form:

\_\_\_\_\_  
Stephen K. Postema, City Attorney

\_\_\_\_\_  
(Name of Principal)

By \_\_\_\_\_  
(Signature)

Its \_\_\_\_\_  
(Title of Office)

Name and address of agent:

\_\_\_\_\_  
\_\_\_\_\_  
\_\_\_\_\_

**LABOR AND MATERIAL BOND**

- (1) \_\_\_\_\_  
of \_\_\_\_\_(referred to as "Principal"), and \_\_\_\_\_, a corporation duly authorized to do business in the State of Michigan, (referred to as "Surety"), are bound to the City of Ann Arbor, Michigan (referred to as "City"), for the use and benefit of claimants as defined in Act 213 of Michigan Public Acts of 1963, as amended, being MCL 129.201 et seq., in the amount of \$ \_\_\_\_\_, for the payment of which Principal and Surety bind themselves, their heirs, executors, administrators, successors and assigns, jointly and severally, by this bond.
- (2) The Principal has entered a written Contract with the City, dated \_\_\_\_\_, 201\_, for \_\_\_\_\_; and this bond is given for that Contract in compliance with Act No. 213 of the Michigan Public Acts of 1963 as amended;
- (3) If the Principal fails to promptly and fully repay claimants for labor and material reasonably required under the Contract, the Surety shall pay those claimants.
- (4) Surety's obligations shall not exceed the amount stated in paragraph 1, and Surety shall have no obligation if the Principal promptly and fully pays the claimants.

**SIGNED AND SEALED** this \_\_\_\_\_ day of \_\_\_\_\_, 201\_

\_\_\_\_\_  
(Name of Surety Company)  
By \_\_\_\_\_  
(Signature)  
Its \_\_\_\_\_  
(Title of Office)

\_\_\_\_\_  
(Name of Principal)  
By \_\_\_\_\_  
(Signature)  
Its \_\_\_\_\_  
(Title of Office)

Approved as to form:  
  
\_\_\_\_\_  
Stephen K. Postema, City Attorney

Name and address of agent:  
  
\_\_\_\_\_  
\_\_\_\_\_  
\_\_\_\_\_

# **GENERAL CONDITIONS**

## **Section 1 - Execution, Correlation and Intent of Documents**

The contract documents shall be signed in 2 copies by the City and the Contractor.

The contract documents are complementary and what is called for by any one shall be binding. The intention of the documents is to include all labor and materials, equipment and transportation necessary for the proper execution of the work. Materials or work described in words which so applied have a well-known technical or trade meaning have the meaning of those recognized standards.

In case of a conflict among the contract documents listed below in any requirement(s), the requirement(s) of the document listed first shall prevail over any conflicting requirement(s) of a document listed later.

(1) Addenda in reverse chronological order; (2) Detailed Specifications; (3) Standard Specifications; (4) Plans; (5) General Conditions; (6) Contract; (7) Bid Forms; (8) Bond Forms; (9) Bid.

## **Section 2 - Order of Completion**

The Contractor shall submit with each invoice, and at other times reasonably requested by the Supervising Professional, schedules showing the order in which the Contractor proposes to carry on the work. They shall include the dates at which the Contractor will start the several parts of the work, the estimated dates of completion of the several parts, and important milestones within the several parts.

## **Section 3 - Familiarity with Work**

The Bidder or its representative shall make personal investigations of the site of the work and of existing structures and shall determine to its own satisfaction the conditions to be encountered, the nature of the ground, the difficulties involved, and all other factors affecting the work proposed under this Contract. The Bidder to whom this Contract is awarded will not be entitled to any additional compensation unless conditions are clearly different from those which could reasonably have been anticipated by a person making diligent and thorough investigation of the site.

The Bidder shall immediately notify the City upon discovery, and in every case prior to submitting its Bid, of every error or omission in the bidding documents that would be identified by a reasonably competent, diligent Bidder. In no case will a Bidder be allowed the benefit of extra compensation or time to complete the work under this Contract for extra expenses or time spent as a result of the error or omission.

## **Section 4 - Wage Requirements**

Under this Contract, the Contractor shall conform to Chapter 14 of Title I of the Code of the City of Ann Arbor as amended; which in part states "...that all craftsmen, mechanics and laborers employed directly on the site in connection with said improvements, including said employees of

subcontractors, shall receive the prevailing wage for the corresponding classes of craftsmen, mechanics and laborers, as determined by statistics for the Ann Arbor area compiled by the United States Department of Labor. At the request of the City, any contractor or subcontractor shall provide satisfactory proof of compliance with the contract provisions required by the Section."

Pursuant to Resolution R-16-469 all public improvement contractors are subject to prevailing wage and will be required to provide to the City payroll records sufficient to demonstrate compliance with the prevailing wage requirements. A sample Prevailing Wage Form is provided in the Appendix herein for reference as to what will be expected from contractors. Use of the Prevailing Wage Form provided in the Appendix section or a City-approved equivalent will be required along with wage rate interviews.

Where the Contract and the Ann Arbor City Ordinance are silent as to definitions of terms required in determining contract compliance with regard to prevailing wages, the definitions provided in the Davis-Bacon Act as amended (40 U.S.C. 278-a to 276-a-7) for the terms shall be used.

If the Contractor is a "covered employer" as defined in Chapter 23 of the Ann Arbor City Code, the Contractor agrees to comply with the living wage provisions of Chapter 23 of the Ann Arbor City Code. The Contractor agrees to pay those employees providing Services to the City under this Agreement a "living wage," as defined in Section 1:815 of the Ann Arbor City Code, as adjusted in accordance with Section 1:815(3); to post a notice approved by the City of the applicability of Chapter 23 in every location in which regular or contract employees providing services under this Agreement are working; to maintain records of compliance; if requested by the City, to provide documentation to verify compliance; to take no action that would reduce the compensation, wages, fringe benefits, or leave available to any employee or person contracted for employment in order to pay the living wage required by Section 1:815; and otherwise to comply with the requirements of Chapter 23.

Contractor agrees that all subcontracts entered into by the Contractor shall contain similar wage provision covering subcontractor's employees who perform work on this contract.

## **Section 5 - Non-Discrimination**

The Contractor agrees to comply, and to require its subcontractor(s) to comply, with the nondiscrimination provisions of MCL 37.2209. The Contractor further agrees to comply with the provisions of Section 9:158 of Chapter 112 of Title IX of the Ann Arbor City Code, and to assure that applicants are employed and that employees are treated during employment in a manner which provides equal employment opportunity.

## **Section 6 - Materials, Appliances, Employees**

Unless otherwise stipulated, the Contractor shall provide and pay for all materials, labor, water, tools, equipment, light, power, transportation, and other facilities necessary or used for the execution and completion of the work. Unless otherwise specified, all materials incorporated in the permanent work shall be new, and both workmanship and materials shall be of the highest quality. The Contractor shall, if required, furnish satisfactory evidence as to the kind and quality of materials.

The Contractor shall at all times enforce strict discipline and good order among its employees, and shall seek to avoid employing on the work any unfit person or anyone not skilled in the work assigned.

Adequate sanitary facilities shall be provided by the Contractor.

## **Section 7 - Qualifications for Employment**

The Contractor shall employ competent laborers and mechanics for the work under this Contract. For work performed under this Contract, employment preference shall be given to qualified local residents.

## **Section 8 - Royalties and Patents**

The Contractor shall pay all royalties and license fees. It shall defend all suits or claims for infringements of any patent rights and shall hold the City harmless from loss on account of infringement except that the City shall be responsible for all infringement loss when a particular process or the product of a particular manufacturer or manufacturers is specified, unless the City has notified the Contractor prior to the signing of the Contract that the particular process or product is patented or is believed to be patented.

## **Section 9 - Permits and Regulations**

The Contractor must secure and pay for all permits, permit or plan review fees and licenses necessary for the prosecution of the work. These include but are not limited to City building permits, right-of-way permits, lane closure permits, right-of-way occupancy permits, and the like. The City shall secure and pay for easements shown on the plans unless otherwise specified.

The Contractor shall give all notices and comply with all laws, ordinances, rules and regulations bearing on the conduct of the work as drawn and specified. If the Contractor observes that the contract documents are at variance with those requirements, it shall promptly notify the Supervising Professional in writing, and any necessary changes shall be adjusted as provided in the Contract for changes in the work.

## **Section 10 - Protection of the Public and of Work and Property**

The Contractor is responsible for the means, methods, sequences, techniques and procedures of construction and safety programs associated with the work contemplated by this contract. The Contractor, its agents or sub-contractors, shall comply with the "General Rules and Regulations for the Construction Industry" as published by the Construction Safety Commission of the State of Michigan and to all other local, State and National laws, ordinances, rules and regulations pertaining to safety of persons and property.

The Contractor shall take all necessary and reasonable precautions to protect the safety of the public. It shall continuously maintain adequate protection of all work from damage, and shall take all necessary and reasonable precautions to adequately protect all public and private property from injury or loss arising in connection with this Contract. It shall make good any damage, injury or loss to its work and to public and private property resulting from lack of reasonable protective precautions, except as may be due to errors in the contract documents, or caused by agents or employees of the City. The Contractor shall obtain and maintain sufficient insurance to cover damage to any City property at the site by any cause.

In an emergency affecting the safety of life, or the work, or of adjoining property, the Contractor is, without special instructions or authorization from the Supervising Professional, permitted to act at its discretion to prevent the threatened loss or injury. It shall also so act, without appeal, if authorized or instructed by the Supervising Professional.

Any compensation claimed by the Contractor for emergency work shall be determined by agreement or in accordance with the terms of Claims for Extra Cost - Section 15.

## **Section 11 - Inspection of Work**

The City shall provide sufficient competent personnel for the inspection of the work.

The Supervising Professional shall at all times have access to the work whenever it is in preparation or progress, and the Contractor shall provide proper facilities for access and for inspection.

If the specifications, the Supervising Professional's instructions, laws, ordinances, or any public authority require any work to be specially tested or approved, the Contractor shall give the Supervising Professional timely notice of its readiness for inspection, and if the inspection is by an authority other than the Supervising Professional, of the date fixed for the inspection. Inspections by the Supervising Professional shall be made promptly, and where practicable at the source of supply. If any work should be covered up without approval or consent of the Supervising Professional, it must, if required by the Supervising Professional, be uncovered for examination and properly restored at the Contractor's expense.

Re-examination of any work may be ordered by the Supervising Professional, and, if so ordered, the work must be uncovered by the Contractor. If the work is found to be in accordance with the contract documents, the City shall pay the cost of re-examination and replacement. If the work is not in accordance with the contract documents, the Contractor shall pay the cost.

## **Section 12 - Superintendence**

The Contractor shall keep on the work site, during its progress, a competent superintendent and any necessary assistants, all satisfactory to the Supervising Professional. The superintendent will be responsible to perform all on-site project management for the Contractor. The superintendent shall be experienced in the work required for this Contract. The superintendent shall represent the Contractor and all direction given to the superintendent shall be binding as if given to the Contractor. Important directions shall immediately be confirmed in writing to the Contractor. Other directions will be confirmed on written request. The Contractor shall give efficient superintendence to the work, using its best skill and attention.

## **Section 13 - Changes in the Work**

The City may make changes to the quantities of work within the general scope of the Contract at any time by a written order and without notice to the sureties. If the changes add to or deduct from the extent of the work, the Contract Sum shall be adjusted accordingly. All the changes shall be executed under the conditions of the original Contract except that any claim for extension of time caused by the change shall be adjusted at the time of ordering the change.

In giving instructions, the Supervising Professional shall have authority to make minor changes in the work not involving extra cost and not inconsistent with the purposes of the work, but otherwise, except in an emergency endangering life or property, no extra work or change shall be made unless in pursuance of a written order by the Supervising Professional, and no claim for an addition to the Contract Sum shall be valid unless the additional work was ordered in writing.

The Contractor shall proceed with the work as changed and the value of the work shall be determined as provided in Claims for Extra Cost - Section 15.

## **Section 14 - Extension of Time**

Extension of time stipulated in the Contract for completion of the work will be made if and as the Supervising Professional may deem proper under any of the following circumstances:

- (1) When work under an extra work order is added to the work under this Contract;
- (2) When the work is suspended as provided in Section 20;
- (3) When the work of the Contractor is delayed on account of conditions which could not have been foreseen, or which were beyond the control of the Contractor, and which were not the result of its fault or negligence;
- (4) Delays in the progress of the work caused by any act or neglect of the City or of its employees or by other Contractors employed by the City;
- (5) Delay due to an act of Government;
- (6) Delay by the Supervising Professional in the furnishing of plans and necessary information;
- (7) Other cause which in the opinion of the Supervising Professional entitles the Contractor to an extension of time.

The Contractor shall notify the Supervising Professional within 7 days of an occurrence or conditions which, in the Contractor's opinion, entitle it to an extension of time. The notice shall be in writing and submitted in ample time to permit full investigation and evaluation of the Contractor's claim. The Supervising Professional shall acknowledge receipt of the Contractor's notice within 7 days of its receipt. Failure to timely provide the written notice shall constitute a waiver by the Contractor of any claim.

In situations where an extension of time in contract completion is appropriate under this or any other section of the contract, the Contractor understands and agrees that the only available adjustment for events that cause any delays in contract completion shall be extension of the required time for contract completion and that there shall be no adjustments in the money due the Contractor on account of the delay.

## **Section 15 - Claims for Extra Cost**

If the Contractor claims that any instructions by drawings or other media issued after the date of the Contract involved extra cost under this Contract, it shall give the Supervising Professional written notice within 7 days after the receipt of the instructions, and in any event before proceeding to execute the work, except in emergency endangering life or property. The procedure shall then be as provided for Changes in the Work-Section 13. No claim shall be valid unless so made.

If the Supervising Professional orders, in writing, the performance of any work not covered by the contract documents, and for which no item of work is provided in the Contract, and for which no unit price or lump sum basis can be agreed upon, then the extra work shall be done on a Cost-Plus-Percentage basis of payment as follows:

- (1) The Contractor shall be reimbursed for all reasonable costs incurred in doing the work, and shall receive an additional payment of 15% of all the reasonable costs to cover both its indirect overhead costs and profit;
- (2) The term "Cost" shall cover all payroll charges for employees and supervision required under the specific order, together with all worker's compensation, Social Security, pension and retirement allowances and social insurance, or other regular payroll charges on same; the cost of all material and supplies required of either temporary or permanent character; rental of all power-driven equipment at agreed upon rates, together with cost of fuel and

supply charges for the equipment; and any costs incurred by the Contractor as a direct result of executing the order, if approved by the Supervising Professional;

- (3) If the extra is performed under subcontract, the subcontractor shall be allowed to compute its charges as described above. The Contractor shall be permitted to add an additional charge of 5% percent to that of the subcontractor for the Contractor's supervision and contractual responsibility;
- (4) The quantities and items of work done each day shall be submitted to the Supervising Professional in a satisfactory form on the succeeding day, and shall be approved by the Supervising Professional and the Contractor or adjusted at once;
- (5) Payments of all charges for work under this Section in any one month shall be made along with normal progress payments. Retainage shall be in accordance with Progress Payments-Section 16.

No additional compensation will be provided for additional equipment, materials, personnel, overtime or special charges required to perform the work within the time requirements of the Contract.

When extra work is required and no suitable price for machinery and equipment can be determined in accordance with this Section, the hourly rate paid shall be 1/40 of the basic weekly rate listed in the Rental Rate Blue Book published by Dataquest Incorporated and applicable to the time period the equipment was first used for the extra work. The hourly rate will be deemed to include all costs of operation such as bucket or blade, fuel, maintenance, "regional factors", insurance, taxes, and the like, but not the costs of the operator.

## **Section 16 - Progress Payments**

The Contractor shall submit each month, or at longer intervals, if it so desires, an invoice covering work performed for which it believes payment, under the Contract terms, is due. The submission shall be to the City's Finance Department - Accounting Division. The Supervising Professional will, within 10 days following submission of the invoice, prepare a certificate for payment for the work in an amount to be determined by the Supervising Professional as fairly representing the acceptable work performed during the period covered by the Contractor's invoice. To insure the proper performance of this Contract, the City will retain a percentage of the estimate in accordance with Act 524, Public Acts of 1980. The City will then, following the receipt of the Supervising Professional's Certificate, make payment to the Contractor as soon as feasible, which is anticipated will be within 15 days.

An allowance may be made in progress payments if substantial quantities of permanent material have been delivered to the site but not incorporated in the completed work if the Contractor, in the opinion of the Supervising Professional, is diligently pursuing the work under this Contract. Such materials shall be properly stored and adequately protected. Allowance in the estimate shall be at the invoice price value of the items. Notwithstanding any payment of any allowance, all risk of loss due to vandalism or any damages to the stored materials remains with the Contractor.

In the case of Contracts which include only the Furnishing and Delivering of Equipment, the payments shall be; 60% of the Contract Sum upon the delivery of all equipment to be furnished, or in the case of delivery of a usable portion of the equipment in advance of the total equipment delivery, 60% of the estimated value of the portion of the equipment may be paid upon its delivery in advance of the time of the remainder of the equipment to be furnished; 30% of the Contract Sum upon completion of erection of all equipment furnished, but not later than 60 days after the date of delivery of all of the equipment to be furnished; and payment of the final 10% on final completion of erection, testing and acceptance of all the equipment to be furnished; but not later than 180 days after the date of delivery of all of the equipment to be furnished, unless testing has



been completed and shows the equipment to be unacceptable.

With each invoice for periodic payment, the Contractor shall enclose a Contractor's Declaration - Section 43, and an updated project schedule per Order of Completion - Section 2.

### **Section 17 - Deductions for Uncorrected Work**

If the Supervising Professional decides it is inexpedient to correct work that has been damaged or that was not done in accordance with the Contract, an equitable deduction from the Contract price shall be made.

### **Section 18 - Correction of Work Before Final Payment**

The Contractor shall promptly remove from the premises all materials condemned by the Supervising Professional as failing to meet Contract requirements, whether incorporated in the work or not, and the Contractor shall promptly replace and re-execute the work in accordance with the Contract and without expense to the City and shall bear the expense of making good all work of other contractors destroyed or damaged by the removal or replacement.

If the Contractor does not remove the condemned work and materials within 10 days after written notice, the City may remove them and, if the removed material has value, may store the material at the expense of the Contractor. If the Contractor does not pay the expense of the removal within 10 days thereafter, the City may, upon 10 days written notice, sell the removed materials at auction or private sale and shall pay to the Contractor the net proceeds, after deducting all costs and expenses that should have been borne by the Contractor. If the removed material has no value, the Contractor must pay the City the expenses for disposal within 10 days of invoice for the disposal costs.

The inspection or lack of inspection of any material or work pertaining to this Contract shall not relieve the Contractor of its obligation to fulfill this Contract and defective work shall be made good. Unsuitable materials may be rejected by the Supervising Professional notwithstanding that the work and materials have been previously overlooked by the Supervising Professional and accepted or estimated for payment or paid for. If the work or any part shall be found defective at any time before the final acceptance of the whole work, the Contractor shall forthwith make good the defect in a manner satisfactory to the Supervising Professional. The judgment and the decision of the Supervising Professional as to whether the materials supplied and the work done under this Contract comply with the requirements of the Contract shall be conclusive and final.

### **Section 19 - Acceptance and Final Payment**

Upon receipt of written notice that the work is ready for final inspection and acceptance, the Supervising Professional will promptly make the inspection. When the Supervising Professional finds the work acceptable under the Contract and the Contract fully performed, the Supervising Professional will promptly sign and issue a final certificate stating that the work required by this Contract has been completed and is accepted by the City under the terms and conditions of the Contract. The entire balance found to be due the Contractor, including the retained percentage, shall be paid to the Contractor by the City within 30 days after the date of the final certificate.

Before issuance of final certificates, the Contractor shall file with the City:

- (1) The consent of the surety to payment of the final estimate;
- (2) The Contractor's Affidavit in the form required by Section 44.

In case the Affidavit or consent is not furnished, the City may retain out of any amount due the Contractor, sums sufficient to cover all lienable claims.

The making and acceptance of the final payment shall constitute a waiver of all claims by the City except those arising from:

- (1) unsettled liens;
- (2) faulty work appearing within 12 months after final payment;
- (3) hidden defects in meeting the requirements of the plans and specifications;
- (4) manufacturer's guarantees.

It shall also constitute a waiver of all claims by the Contractor, except those previously made and still unsettled.

## **Section 20 - Suspension of Work**

The City may at any time suspend the work, or any part by giving 5 days notice to the Contractor in writing. The work shall be resumed by the Contractor within 10 days after the date fixed in the written notice from the City to the Contractor to do so. The City shall reimburse the Contractor for expense incurred by the Contractor in connection with the work under this Contract as a result of the suspension.

If the work, or any part, shall be stopped by the notice in writing, and if the City does not give notice in writing to the Contractor to resume work at a date within 90 days of the date fixed in the written notice to suspend, then the Contractor may abandon that portion of the work suspended and will be entitled to the estimates and payments for all work done on the portions abandoned, if any, plus 10% of the value of the work abandoned, to compensate for loss of overhead, plant expense, and anticipated profit.

## **Section 21 - Delays and the City's Right to Terminate Contract**

If the Contractor refuses or fails to prosecute the work, or any separate part of it, with the diligence required to insure completion, ready for operation, within the allowable number of consecutive calendar days specified plus extensions, or fails to complete the work within the required time, the City may, by written notice to the Contractor, terminate its right to proceed with the work or any part of the work as to which there has been delay. After providing the notice the City may take over the work and prosecute it to completion, by contract or otherwise, and the Contractor and its sureties shall be liable to the City for any excess cost to the City. If the Contractor's right to proceed is terminated, the City may take possession of and utilize in completing the work, any materials, appliances and plant as may be on the site of the work and useful for completing the work. The right of the Contractor to proceed shall not be terminated or the Contractor charged with liquidated damages where an extension of time is granted under Extension of Time - Section 14.

If the Contractor is adjudged a bankrupt, or if it makes a general assignment for the benefit of creditors, or if a receiver is appointed on account of its insolvency, or if it persistently or repeatedly refuses or fails except in cases for which extension of time is provided, to supply enough properly skilled workers or proper materials, or if it fails to make prompt payments to subcontractors or for material or labor, or persistently disregards laws, ordinances or the instructions of the Supervising Professional, or otherwise is guilty of a substantial violation of any provision of the Contract, then the City, upon the certificate of the Supervising Professional that sufficient cause exists to justify such action, may, without prejudice to any other right or remedy and after giving the Contractor 3 days written notice, terminate this Contract. The City may then take possession of the premises and of all materials, tools and appliances thereon and without prejudice to any other remedy it may have, make good the deficiencies or finish the work by whatever method it may deem expedient, and deduct the cost from the payment due the Contractor. The Contractor shall not be entitled to receive any further payment until the work is finished. If the expense of finishing the work, including compensation for additional managerial and administrative services exceeds the unpaid balance of the Contract Sum, the Contractor and its surety are liable to the City for any

excess cost incurred. The expense incurred by the City, and the damage incurred through the Contractor's default, shall be certified by the Supervising Professional.

## **Section 22 - Contractor's Right to Terminate Contract**

If the work should be stopped under an order of any court, or other public authority, for a period of 3 months, through no act or fault of the Contractor or of anyone employed by it, then the Contractor may, upon 7 days written notice to the City, terminate this Contract and recover from the City payment for all acceptable work executed plus reasonable profit.

## **Section 23 - City's Right To Do Work**

If the Contractor should neglect to prosecute the work properly or fail to perform any provision of this Contract, the City, 3 days after giving written notice to the Contractor and its surety may, without prejudice to any other remedy the City may have, make good the deficiencies and may deduct the cost from the payment due to the Contractor.

## **Section 24 - Removal of Equipment and Supplies**

In case of termination of this Contract before completion, from any or no cause, the Contractor, if notified to do so by the City, shall promptly remove any part or all of its equipment and supplies from the property of the City, failing which the City shall have the right to remove the equipment and supplies at the expense of the Contractor.

The removed equipment and supplies may be stored by the City and, if all costs of removal and storage are not paid by the Contractor within 10 days of invoicing, the City upon 10 days written notice may sell the equipment and supplies at auction or private sale, and shall pay the Contractor the net proceeds after deducting all costs and expenses that should have been borne by the Contractor and after deducting all amounts claimed due by any lien holder of the equipment or supplies.

## **Section 25 - Responsibility for Work and Warranties**

The Contractor assumes full responsibility for any and all materials and equipment used in the construction of the work and may not make claims against the City for damages to materials and equipment from any cause except negligence or willful act of the City. Until its final acceptance, the Contractor shall be responsible for damage to or destruction of the project (except for any part covered by Partial Completion and Acceptance - Section 26). The Contractor shall make good all work damaged or destroyed before acceptance. All risk of loss remains with the Contractor until final acceptance of the work (Section 19) or partial acceptance (Section 26). The Contractor is advised to investigate obtaining its own builders risk insurance.

The Contractor shall guarantee the quality of the work for a period of one year. The Contractor shall also unconditionally guarantee the quality of all equipment and materials that are furnished and installed under the contract for a period of one year. At the end of one year after the Contractor's receipt of final payment, the complete work, including equipment and materials furnished and installed under the contract, shall be inspected by the Contractor and the Supervising Professional. Any defects shall be corrected by the Contractor at its expense as soon as practicable but in all cases within 60 days. Any defects that are identified prior to the end of one year shall also be inspected by the Contractor and the Supervising Professional and shall be corrected by the Contractor at its expense as soon as practicable but in all cases within 60 days. The Contractor shall assign all manufacturer or material supplier warranties to the City prior to final payment. The assignment shall not relieve the Contractor of its obligations under this paragraph to correct defects.

## **Section 26 - Partial Completion and Acceptance**

If at any time prior to the issuance of the final certificate referred to in Acceptance and Final Payment - Section 19, any portion of the permanent construction has been satisfactorily completed, and if the Supervising Professional determines that portion of the permanent construction is not required for the operations of the Contractor but is needed by the City, the Supervising Professional shall issue to the Contractor a certificate of partial completion, and immediately the City may take over and use the portion of the permanent construction described in the certificate, and exclude the Contractor from that portion.

The issuance of a certificate of partial completion shall not constitute an extension of the Contractor's time to complete the portion of the permanent construction to which it relates if the Contractor has failed to complete it in accordance with the terms of this Contract. The issuance of the certificate shall not release the Contractor or its sureties from any obligations under this Contract including bonds.

If prior use increases the cost of, or delays the work, the Contractor shall be entitled to extra compensation, or extension of time, or both, as the Supervising Professional may determine.

## **Section 27 - Payments Withheld Prior to Final Acceptance of Work**

The City may withhold or, on account of subsequently discovered evidence, nullify the whole or part of any certificate to the extent reasonably appropriate to protect the City from loss on account of:

- (1) Defective work not remedied;
- (2) Claims filed or reasonable evidence indicating probable filing of claims by other parties against the Contractor;
- (3) Failure of the Contractor to make payments properly to subcontractors or for material or labor;
- (4) Damage to another Contractor.

When the above grounds are removed or the Contractor provides a Surety Bond satisfactory to the City which will protect the City in the amount withheld, payment shall be made for amounts withheld under this section.

## **Section 28 - Contractor's Insurance**

- (1) The Contractor shall procure and maintain during the life of this Contract, including the guarantee period and during any warranty work, such insurance policies, including those set forth below, as will protect itself and the City from all claims for bodily injuries, death or property damage which may arise under this Contract; whether the act(s) or omission(s) giving rise to the claim were made by the Contractor or by any subcontractor or anyone employed by them directly or indirectly. In the case of all contracts involving on-site work, the Contractor shall provide to the City, before the commencement of any work under this contract, certificates of insurance and other documentation satisfactory to the City demonstrating it has obtained the policies and endorsements required on behalf of itself, and when requested, any subcontractor(s). The certificates of insurance endorsements and/or copies of policy language shall document that the Contractor satisfies the following minimum requirements.

- (a) Worker's Compensation Insurance in accordance with all applicable state and federal statutes. Further, Employers Liability Coverage shall be obtained in the following minimum amounts:

Bodily Injury by Accident - \$500,000 each accident  
Bodily Injury by Disease - \$500,000 each employee  
Bodily Injury by Disease - \$500,000 each policy limit

- (b) Commercial General Liability Insurance equivalent to, as a minimum, Insurance Services Office form CG 00 01 07 98 or current equivalent. The City of Ann Arbor shall be named as an additional insured. There shall be no added exclusions or limiting endorsements specifically for the following coverages: Products and Completed Operations, Explosion, Collapse and Underground coverage or Pollution. Further there shall be no added exclusions or limiting endorsements which diminish the City's protections as an additional insured under the policy. The following minimum limits of liability are required:

\$1,000,000	Each occurrence as respect Bodily Injury Liability or Property Damage Liability, or both combined.
\$2,000,000	Per Job General Aggregate
\$1,000,000	Personal and Advertising Injury
\$2,000,000	Products and Completed Operations Aggregate

- (c) Motor Vehicle Liability Insurance, including Michigan No-Fault Coverages, equivalent to, as a minimum, Insurance Services Office form CA 00 01 07 97 or current equivalent. Coverage shall include all owned vehicles, all non-owned vehicles and all hired vehicles. The City of Ann Arbor shall be named as an additional insured. There shall be no added exclusions or limiting endorsements which diminish the City's protections as an additional insured under the policy. Further, the limits of liability shall be \$1,000,000 for each occurrence as respects Bodily Injury Liability or Property Damage Liability, or both combined.

- (d) Umbrella/Excess Liability Insurance shall be provided to apply excess of the Commercial General Liability, Employers Liability and the Motor Vehicle coverage enumerated above, for each occurrence and for aggregate in the amount of \$1,000,000.

- (2) Insurance required under subsection (1)(b) and (1)(c) above shall be considered primary as respects any other valid or collectible insurance that the City may possess, including any self-insured retentions the City may have; and any other insurance the City does possess shall be considered excess insurance only and shall not be required to contribute with this insurance. Further, the Contractor agrees to waive any right of recovery by its insurer against the City.
- (3) Insurance companies and policy forms are subject to approval of the City Attorney, which approval shall not be unreasonably withheld. Documentation must provide and demonstrate an unconditional 30 day written notice of cancellation in favor of the City of Ann Arbor. Further, the documentation must explicitly state the following: (a) the policy number; name of insurance company; name and address of the agent or authorized representative; name and address of insured; project name; policy expiration date; and specific coverage amounts; (b) any deductibles or self-insured retentions which shall be approved by the City, in its sole discretion; (c) that the policy conforms to the requirements specified Contractor shall furnish the City with satisfactory certificates of insurance and endorsements prior to commencement of any work. Upon request, the Contractor shall provide within 30 days a copy of the policy(ies) to the City. If any of the above coverages expire by their terms during the term of this Contract, the Contractor shall deliver proof of renewal and/or new policies and endorsements to the Administering Service Area/Unit at

least ten days prior to the expiration date.

- (4) Any Insurance provider of Contractor shall be admitted and authorized to do business in the State of Michigan and shall carry and maintain a minimum rating assigned by A.M. Best & Company's Key Rating Guide of "A-" Overall and a minimum Financial Size Category of "V". Insurance policies and certificates issued by non-admitted insurance companies are not acceptable unless approved in writing by the City.
- (5) City reserves the right to require additional coverage and/or coverage amounts as may be included from time to time in the Detailed Specifications for the Project.
- (6) The provisions of General Condition 28 shall survive the expiration or earlier termination of this contract for any reason.

## **Section 29 - Surety Bonds**

Bonds will be required from the successful bidder as follows:

- (1) A Performance Bond to the City of Ann Arbor for the amount of the bid(s) accepted;
- (2) A Labor and Material Bond to the City of Ann Arbor for the amount of the bid(s) accepted.

Bonds shall be executed on forms supplied by the City in a manner and by a Surety Company authorized to transact business in Michigan and satisfactory to the City Attorney.

## **Section 30 - Damage Claims**

The Contractor shall be held responsible for all damages to property of the City or others, caused by or resulting from the negligence of the Contractor, its employees, or agents during the progress of or connected with the prosecution of the work, whether within the limits of the work or elsewhere. The Contractor must restore all property injured including sidewalks, curbing, sodding, pipes, conduit, sewers or other public or private property to not less than its original condition with new work.

## **Section 31 - Refusal to Obey Instructions**

If the Contractor refuses to obey the instructions of the Supervising Professional, the Supervising Professional shall withdraw inspection from the work, and no payments will be made for work performed thereafter nor may work be performed thereafter until the Supervising Professional shall have again authorized the work to proceed.

## **Section 32 - Assignment**

Neither party to the Contract shall assign the Contract without the written consent of the other. The Contractor may assign any monies due to it to a third party acceptable to the City.

## **Section 33 - Rights of Various Interests**

Whenever work being done by the City's forces or by other contractors is contiguous to work covered by this Contract, the respective rights of the various interests involved shall be established by the Supervising Professional, to secure the completion of the various portions of the work in general harmony.

The Contractor is responsible to coordinate all aspects of the work, including coordination of, and

with, utility companies and other contractors whose work impacts this project.

### **Section 34 - Subcontracts**

The Contractor shall not award any work to any subcontractor without prior written approval of the City. The approval will not be given until the Contractor submits to the City a written statement concerning the proposed award to the subcontractor. The statement shall contain all information the City may require.

The Contractor shall be as fully responsible to the City for the acts and omissions of its subcontractors, and of persons either directly or indirectly employed by them, as it is for the acts and omissions of persons directly employed by it.

The Contractor shall cause appropriate provisions to be inserted in all subcontracts relative to the work to bind subcontractors to the Contractor by the terms of the General Conditions and all other contract documents applicable to the work of the subcontractors and to give the Contractor the same power to terminate any subcontract that the City may exercise over the Contractor under any provision of the contract documents.

Nothing contained in the contract documents shall create any contractual relation between any subcontractor and the City.

### **Section 35 - Supervising Professional's Status**

The Supervising Professional has the right to inspect any or all work. The Supervising Professional has authority to stop the work whenever stoppage may be appropriate to insure the proper execution of the Contract. The Supervising Professional has the authority to reject all work and materials which do not conform to the Contract and to decide questions which arise in the execution of the work.

The Supervising Professional shall make all measurements and determinations of quantities. Those measurements and determinations are final and conclusive between the parties.

### **Section 36 - Supervising Professional's Decisions**

The Supervising Professional shall, within a reasonable time after their presentation to the Supervising Professional, make decisions in writing on all claims of the City or the Contractor and on all other matters relating to the execution and progress of the work or the interpretation of the contract documents.

### **Section 37 - Storing Materials and Supplies**

Materials and supplies may be stored at the site of the work at locations agreeable to the City unless specific exception is listed elsewhere in these documents. Ample way for foot traffic and drainage must be provided, and gutters must, at all times, be kept free from obstruction. Traffic on streets shall be interfered with as little as possible. The Contractor may not enter or occupy with agents, employees, tools, or material any private property without first obtaining written permission from its owner. A copy of the permission shall be furnished to the Supervising Professional.

### **Section 38 - Lands for Work**

The Contractor shall provide, at its own expense and without liability to the City, any additional land and access that may be required for temporary construction facilities or for storage of materials.

## **Section 39 - Cleaning Up**

The Contractor shall, as directed by the Supervising Professional, remove at its own expense from the City's property and from all public and private property all temporary structures, rubbish and waste materials resulting from its operations unless otherwise specifically approved, in writing, by the Supervising Professional.

## **Section 40 - Salvage**

The Supervising Professional may designate for salvage any materials from existing structures or underground services. Materials so designated remain City property and shall be transported or stored at a location as the Supervising Professional may direct.

## **Section 41 - Night, Saturday or Sunday Work**

No night or Sunday work (without prior written City approval) will be permitted except in the case of an emergency and then only to the extent absolutely necessary. The City may allow night work which, in the opinion of the Supervising Professional, can be satisfactorily performed at night. Night work is any work between 8:00 p.m. and 7:00 a.m. No Saturday work will be permitted unless the Contractor gives the Supervising Professional at least 48 hours but not more than 5 days notice of the Contractor's intention to work the upcoming Saturday.

## **Section 42 - Sales Taxes**

Under State law the City is exempt from the assessment of State Sales Tax on its direct purchases. Contractors who acquire materials, equipment, supplies, etc. for incorporation in City projects are not likewise exempt. State Law shall prevail. The Bidder shall familiarize itself with the State Law and prepare its Bid accordingly. No extra payment will be allowed under this Contract for failure of the Contractor to make proper allowance in this bid for taxes it must pay.



## Section 43

### CONTRACTOR'S DECLARATION

I hereby declare that I have not, during the period \_\_\_\_\_, 20\_\_\_\_, to \_\_\_\_\_, 20\_\_\_\_, performed any work, furnished any materials, sustained any loss, damage or delay, or otherwise done anything in addition to the regular items (or executed change orders) set forth in the Contract titled \_\_\_\_\_, for which I shall ask, demand, sue for, or claim compensation or extension of time from the City, except as I hereby make claim for additional compensation or extension of time as set forth on the attached itemized statement. I further declare that I have paid all payroll obligations related to this Contract that have become due during the above period and that all invoices related to this Contract received more than 30 days prior to this declaration have been paid in full except as listed below.

There is/is not (Contractor please circle one and strike one as appropriate) an itemized statement attached regarding a request for additional compensation or extension of time.

\_\_\_\_\_  
Contractor

\_\_\_\_\_  
Date

By \_\_\_\_\_  
(Signature)

Its \_\_\_\_\_  
(Title of Office)

Past due invoices, if any, are listed below.



## **STANDARD SPECIFICATIONS**

All work under this contract shall be performed in accordance with the Michigan Department of Transportation (MDOT) 2012 Standard Specifications for Construction. All work under this Contract which is not included in these Standard Specifications, or which is performed using modifications to these Standard Specifications, shall be performed in accordance with the City of Ann Arbor Detailed Specifications, MDOT Supplemental Specifications, and MDOT Special Provisions included in these contract documents. Any reference to the Michigan Department of Transportation (the "Department") in the above Standard Specifications, Supplemental Specifications, and Special Provisions shall also mean the City of Ann Arbor.

The Michigan Department of Transportation 2012 Standard Specification for Construction may be downloaded from the following web link:

<http://mdotcf.state.mi.us/public/specbook/2012/>

CITY OF ANN ARBOR  
DETAILED SPECIFICATION  
FOR  
**GENERAL CONDITIONS**

AA:DAD

1 of 2

05/23/17

**a. Description.** This item shall include all work described and required by the Plans and Specifications at each location for which no item of work is listed in the Bid Form, including but not limited to:

- Scheduling, coordination, and organization of all work, subcontractors, suppliers, testing, inspection, surveying, and staking.
- Coordination of, and cooperation with, other contractors, agencies, departments, and utilities.
- Protection and maintenance of utilities.
- Maintaining drainage.
- Maintaining driveways drive openings, sidewalks, bike paths, mail deliveries, and solid waste/recycle pick-ups. This includes the placement and maintenance of gravel in driveway openings as directed by the Engineer.
- Storing all materials and equipment off lawn areas.
- Temporary relocation and final replacement/re-setting of mailboxes.
- Coordination efforts to furnish various surface treatment mixtures as directed by the Engineer
- Coordination efforts to furnish and operate various-size vehicles/equipment as directed by the Engineer
- Furnishing and operating vacuum-type street cleaning equipment a minimum of once per week or more frequently as directed by the Engineer
- Furnishing and operating vacuum-type utility structure cleaning equipment
- Furnishing and operating both vibratory plate and pneumatic-type (“pogo-stick”) compactors
- Furnishing and operating a backhoe during all work activities
- Furnishing and operating a jackhammer and air compressor during all work activities
- Noise and dust control
- Mobilization(s) and demobilization(s).
- Furnishing submittals and certifications for materials and supplies
- All miscellaneous and incidental items such as overhead, insurance, and permits.
- Meeting all requirements relating to Debarment Certification, Davis Bacon Act, and Disadvantaged Business Enterprise, and providing the necessary documentation.

Data pertaining to existing soil borings and pavement sections, which are included in the Appendix of these Contract Documents, are provided to help the Engineer and Contractor determine the soil conditions existing within the construction area. The City in no way

guarantees existing conditions to be the same as shown in the data. The Contractor is solely responsible for any and all conclusions he/she may draw from the data.

Quantities as given are approximate and are estimated for bidding purposes. Quantities are not guaranteed and may vary by any amount. While it is the City's intent to complete the project substantially as drawn and specified herein, quantities may be changed or reduced to zero for cost savings or other reasons. **The City reserves the right to change the quantities, and no adjustment in unit price will be made for any change in any quantity.**

**b. Materials.** None Specified.

**c. Construction.** Not specified.

**d. Measurement and Payment.** The completed work, as described, will be measured and paid for at the contract unit price for the following pay item:

<u>Pay Item</u>	<u>Pay Unit</u>
General Conditions, Max \$_____	Lump Sum

This item of work will be paid for on a pro rata basis at the time of each progress payment. Measurement will be based on the ratio between work completed during the payment period and the total contract amount. When all of the work of this Contract has been completed, the measurement of this item shall be 1.0 Lump Sum, minus any deductions incurred for inadequate performance as described herein. This amount will not be increased for any reason, including extensions of time, extras, and/or additional work.

The unit price for this item of work shall include all labor, material, and equipment costs to perform all the work specified in the Standard Specifications and as modified by this Detailed Specification.

CITY OF ANN ARBOR  
DETAILED SPECIFICATION  
FOR  
**PROJECT SUPERVISION**

AA:DAD

1 of 4

05/11/17

**a. Description.** The Contractor shall provide supervision in accordance with the City of Ann Arbor Standard Specifications, subsections 104.07 and 107.15 of the Michigan Department of Transportation (MDOT) 2012 Standard Specifications for Construction, and as described herein.

The Contractor shall designate a full-time Project Supervisor to act as the Contractor's agent/representative, and to be responsible for scheduling and coordination of all subcontractors, suppliers, other governmental agencies, and all public and private utility companies.

The Project Supervisor shall not be an active crew member of the Contractor, shall not be an active member or employee of any subcontractor's work force, and shall not perform general or specialized labor tasks. The Project Supervisor shall be a full-time employee of the General Contractor and shall have all needed authority to make binding decisions on behalf of the Contractor in all matters pertaining to performance and execution of the work of the project.

The Project Supervisor shall work exclusively on this project, and shall put forth his/her full effort into the organization and coordination of the work of this project.

One week prior to the pre-construction meeting, the Contractor shall designate a proposed Project Supervisor by name, and shall furnish the Engineer with a current, thorough, detailed summary of the proposed Project Supervisor's work history, outlining all previous supervisory experience on projects of a similar size and nature. The detailed work history shall include personal and professional references (names and phone numbers) of persons (previous owners or agents) who can attest to the qualifications and work history of the proposed Project Supervisor. Proposed candidates for Project Supervisor shall have a demonstrated ability to work harmoniously with the Engineer, the City, the public, subcontractors, and all other parties typically involved with work of this nature. The Engineer will have the authority to reject a proposed Project Supervisor whom he/she considers unqualified.

The Project Supervisor shall be available 24 hours-per-day to provide proper supervision, coordination and scheduling of the project for the duration of the Contract. The Contractor shall furnish the City with telephone numbers of the Project Supervisor in order to provide 24 hour-per-day access during business and non-business hours, including weekends and holidays.

The Project Supervisor shall be equipped by the Contractor with a "smart" mobile telephone with "data" and "text" capabilities to provide the City with 24 hour-per-day access to him/her during daily construction activities, during transit to and from the construction site, and during all non-business hours including weekends and holidays.

The Project Supervisor shall be equipped with assistants as necessary to provide project supervision as specified herein, and in accordance with the Contract.

1. Duties and Responsibilities. The Project Supervisor shall work harmoniously with the Engineer, the City, the public, subcontractors, and all other parties typically involved with work of this nature.

The Project Supervisor shall have a thorough, detailed understanding and working knowledge of all construction practices and methods specified elsewhere herein, as well as the handling, placement, testing and inspection of aggregates, aggregate products, bituminous concrete, Portland cement concrete materials, and other such materials and products related to the work of this project.

The Project Supervisor shall be responsible for all of the work of all of the Contractor's, subcontractors' and suppliers' work forces.

The Project Supervisor shall be responsible for proper and adequate maintenance (emissions, safety, and general operation) of all of the Contractor's, subcontractors' and suppliers' equipment and vehicles. The Project Supervisor shall make all needed diligent and good-faith efforts to ensure that all equipment utilized in the performance of the work is properly maintained, safe, and complies with all legal and environmental requirements of the work as set forth in section 107.15 of the MDOT 2012 Standard Specifications for Construction.

The Project Supervisor shall be responsible for the legal, proper and safe parking/storage of all of the Contractor's, subcontractors' and suppliers' equipment, work vehicles, and employee's vehicles.

The Project Supervisor shall schedule and coordinate the work of all parties involved in the project, including utility companies, testing agencies, governmental agencies, all City departments (such as Utilities and Transportation), and City inspectors.

The Project Supervisor shall coordinate and schedule the work of any independent survey crews that may be retained by the Engineer or City to witness and reset existing and new geographic/benchmark monuments. Failure to have existing monuments witnessed and reset may result in delays to the Contractor's work. Costs for such delays will be the Contractor's sole responsibility. The Project Supervisor shall also schedule and complete all needed survey request forms that are needed in order to schedule the services of survey personnel to properly layout all elements of the project work in accordance with the City of Ann Arbor Public Services Area Standard Specifications and the MDOT 2012 Standard Specifications for Construction.

The Project Supervisor shall coordinate and schedule inspection performed by the City and Consultants (including material testing firms) in a timely manner, to assure proper and timely testing and inspection of the work.

The Project Supervisor shall submit to the Engineer, an updated, detailed schedule of the proposed work on a weekly basis, and an update of all proposed changes on a daily basis.

The Project Supervisor and all subcontractors shall attend a weekly progress meeting chaired by the Engineer to discuss the work. Upon the completion of each meeting, the Engineer shall prepare and distribute, to all present, a written summary of the meeting's

minutes. Those in attendance shall review the minutes and, if necessary, comment on any deficiencies or errors prior to or at the next scheduled progress meeting.

2. **Additional Performance Requirements.** If, in the sole opinion of the Engineer, the Project Supervisor is not adequately performing the duties as outlined in this Special Provision, the following system of notices will be given to the contractor with the associated penalties:

**First Notice** – A warning will be issued in writing to the Contractor detailing the deficiencies in the Project Supervision. The Contractor must respond within 7 calendar days in writing with a plan to correct the stated deficiencies. Failure to respond within 7 calendar days will result in the issuing of a second notice.

**Second Notice** – A second warning will be issued in writing to the contractor further detailing the deficiencies in the Project Supervision. A deduction of 10%, or \$10,000, whichever is greater, will be made from the original Project Supervision contract amount. The Contractor must respond within 7 calendar days in writing with a plan to correct the stated deficiencies. Failure to respond within 7 calendar days will result in the issuing of a third notice. At this time, the Engineer reserves the right to meet with personnel with the necessary authority within the Contractor's organization to discuss the deficiencies in the Project Supervision.

**Third Notice** – A third notice will be issued in writing to the Contractor further detailing the deficiencies in the Project Supervision. An additional deduction of 25%, or \$25,000, whichever is greater, will be made from the original Project Supervision contract amount, and the Project Supervisor shall be removed from the project, and replaced immediately with another individual to be approved by the Engineer.

Should, in the sole opinion of the Engineer, the Project Supervisor fail to perform his/her duties and responsibilities as described herein to such a degree that the successful completion of the project is put in jeopardy, the above system of notices may be foregone, and the Contractor shall immediately replace the Project Supervisor upon receipt of written notice. Failure to provide adequate project supervision, as determined by the Engineer, shall be considered basis for the Engineer to suspend work without extension of contract time or additional compensation.

If the original Project Supervision contract amount is insufficient to cover said deductions, the Project Supervision contract amount will be reduced to zero and a contract modification will be written to assess a penalty to cover the difference between the Project Supervision contract amount and the total amount of the deduction(s). It is fully expected however that the Project Supervision contract amount will be sufficient to cover any deductions.

**b. Materials.** None Specified.

**c. Construction.** Not specified.

**d. Measurement and Payment.** The completed work, as described, will be measured and paid for at the contract unit price for the following pay item:



**Pay Item**

**Pay Unit**

Project Supervision, Max \$\_\_\_\_ .....Lump Sum

The unit price for this item of work shall include all labor, material, and equipment costs to perform all the work specified in the Standard Specifications, and as modified by this Detailed Specification.

Payment for this work will be made with each progress payment, on a pro rata basis, based on the percentage of construction completed. When all of the work of this Contract has been completed, the measurement of this item shall be 1.0 times the Lump Sum bid amount, minus any deductions incurred for inadequate performance as described herein. This amount will not be increased for any reason, including extensions of time, extras, adjustments and/or additional work.

CITY OF ANN ARBOR  
DETAILED SPECIFICATION  
FOR  
**CERTIFIED PAYROLL COMPLIANCE AND REPORTING**

AA:MGN

1 of 2

02/16/17

**a. Description.** This specification covers all administrative requirements, payroll reporting procedures to be followed by Contractors performing work on City-sponsored public improvements projects, and all other miscellaneous and incidental costs associated with complying with the applicable sections of the City of Ann Arbor Code of Ordinances with regard to payment of prevailing wages and its Prevailing Wage Compliance policy.

This specification is **not** intended to include the actual labor costs associated with the payment of prevailing wages as required. Those costs should be properly incorporated in all other items of work bid.

**b. General.** The Contractor is expected to comply with all applicable sections of Federal and State prevailing wage laws, duly promulgated regulations, the City of Ann Arbor Code of Ordinances, and its Prevailing Wage Compliance Policy as defined within the contract documents. The Contractor shall provide the required certified payrolls, city-required declarations, and reports requested elsewhere in the contract documents within the timeline(s) stipulated therein.

The Contractor shall also provide corrected copies of any submitted documents that are found to contain errors, omissions, inconsistencies, or other defects that render the report invalid. The corrected copies shall be provided when requested by the Supervising Professional.

The Contractor shall also attend any required meetings as needed to fully discuss and ensure compliance with the contract requirements regarding prevailing wage compliance. The Contractor shall require all employees engaged in on-site work to participate in, provide the requested information to the extent practicable, and cooperate in the interview process. The City of Ann Arbor will provided the needed language interpreters in order to perform wage rate interviews or other field investigations as needed.

Certified Payrolls may be submitted on City-provided forms or forms used by the Contractor, as long as the Contractor's forms contain all required payroll information. If the Contractor elects to provide their own forms, the forms shall be approved by the Supervising Professional prior to the beginning of on-site work.

**c. Unbalanced Bidding.-** The City of Ann Arbor will examine the submitted cost for this item of work prior to contract award. If the City determines, in its sole discretion, that the costs bid by the Contractor for complying with the contract requirements are not

reasonable, accurately reported, or may contain discrepancies, the City reserves the right to request additional documentation that fully supports and justifies the price as bid. Should the submitted information not be determined to be reasonable or justify the costs, the City reserves the right to pursue award of the contract to the second low bidder without penalty or prejudice to any other remedies that it may have or may elect to exercise with respect to the original low-bidder.

The Contract Completion date will not be extended as a result of the City’s investigation of the as-bid amount for this item of work, even if the anticipated contract award date must be adjusted. The only exception will be if the Contractor adequately demonstrates that their costs were appropriate and justifiable. If so, the City will adjust the contract completion date by the number of calendar days commensurate with the length of the investigation, if the published Notice to Proceed date of the work cannot be met. The contract unit prices for all other items of work will not be adjusted regardless of an adjustment of the contract completion date being made.

**d. Measurement and Payment.** The completed work as measured for this item of work will be paid for at the Contract Unit Price for the following Contract (Pay) Item:

<u>Contract Item (Pay Item)</u>	<u>Pay Unit</u>
Certified Payroll Compliance and Reporting .....	Lump Sum

The unit price for this item of work shall include all supervisory, accounting, administrative, and equipment costs needed to monitor and perform all work related to maintaining compliance with the tasks specified in this Detailed Specification, the City of Ann Arbor Code of Ordinances, its Prevailing Wage Compliance policy and the applicable Federal and State laws.

Payment for this work will be made with each progress payment, on a pro-rata basis, based on the percentage of construction completed. When all of the work of this contract has been completed, the measurement of this item shall be 1.0 times the Lump Sum bid amount. This amount will not be increased for any reason, including extensions of time, extra work, and/or adjustments to existing items of work.

CITY OF ANN ARBOR  
DETAILED SPECIFICATION  
FOR  
**RESIDENT NOTIFICATION**

AA:DAD

1 of 1

05/23/17

**a. Description.** This work consists of notifying in writing all affected residents and/or property/business owners of any proposed surface treatment work on all major and minor (local) City streets, unless otherwise directed by the Engineer. Provide written notification with the following information:

1. Date of notification to affected residents.
2. The nature and duration of the planned work, disruption, and/or closure.
3. Request resident and/or property/business owner not to park on street during the planned work operation.
4. The name, address and telephone numbers of the Contractor, the Engineer, and appropriate City departments.

At the preconstruction meeting or no later than seven (7) business days prior to commencement of any contract work, submit to the Engineer for approval a notification plan (including the proposed written notification).

No construction will begin for work where written notification to is not complete. The Engineer will not give any consideration to claim(s) for contract extension of time resulting from failure to fulfill the requirements of the detailed specification.

**b. Materials.** None specified.

**c. Construction.** At least 48 hours in advance of any crack treatment work distribute approved notices to affected residents and/or property/business owners within the planned work limits.

**d. Measurement and Payment.** The completed work, as described, will be measured and paid for at the contract price for the following pay item:

<u>Pay Item</u>	<u>Pay Unit</u>
Resident Notification .....	Lump Sum

The contract price includes all preparation, labor, materials, and equipment needed to accomplish this work.

CITY OF ANN ARBOR  
DETAILED SPECIFICATION  
FOR  
**VACUUM TYPE CLEANING EQUIPMENT**

AA:DAD

1 of 1

04/08/15

**a. Description.** This work includes furnishing and operating throughout the construction period, vacuum type street cleaning and utility structure cleaning equipment (Vac-All, Vactor, etc.) approved by the Engineer, as and when directed by the Engineer for dust control, for dirt/debris control, and for street cleaning immediately prior to paving, and for street and utility structure cleaning after any and all paving.

**b. Materials.** None specified.

**c. Construction.** The Contractor shall furnish and operate throughout the construction period, vacuum type street cleaning and utility structure cleaning equipment (Vac-All, Vactor, etc.) approved by the Engineer. When directed by the Engineer, the Contractor shall use this equipment to control dust, dirt, and other debris within the project limits and beyond as required, to clean streets surfaces immediately prior to placing HMA pavement mixtures, and for street and utility structure cleaning after any and all paving. The cleaning equipment shall be of sufficient power to remove dust, dirt, and debris from the pavement and from utility structures in and adjacent to the construction area.

**d. Measurement and Payment.** Costs for this work will not be paid for separately, but shall be included in the Contract pay Item "General Conditions, Maximum, \$\_\_\_".

CITY OF ANN ARBOR  
DETAILED SPECIFICATION  
FOR  
**MATERIAL AND SUPPLIES CERTIFICATIONS**

AA:DAD

1 of 1

04/08/15

**a. Description.** This work includes furnishing certifications to the Engineer for review and approval a minimum of three business days prior to any scheduled delivery, installation, and/or construction of same. The following materials and supplies shall be certified by the manufacturer or supplier as having been tested for compliance with the Specifications:

- HMA materials
- Hot-poured Joint Sealants
- Cements, coatings, admixtures and curing materials
- Sands and Aggregates
- Steel and Fabricated metal
- Portland Cement Concrete Mixtures
- Reinforcing Steel for Concrete
- Reinforcing Fibers for Concrete
- Pre-cast Concrete products
- Sanitary Sewer Pipe
- Storm Sewer Pipe
- Water Main Pipe
- Corrugated Metal Pipe
- High Density Polyethylene Pipe
- Timber for retaining walls
- Modular Concrete Block for retaining walls
- Edge Drain and Underdrain Pipe
- Geotextile Filter Fabric and Stabilization Fabric/Grids

**b. Materials.** None specified.

**c. Construction.** Not specified.

**d. Measurement and Payment.** Costs for this work will not be paid for separately, but shall be included in the Contract pay Item "General Conditions, Maximum, \$\_\_\_\_".

CITY OF ANN ARBOR  
DETAILED SPECIFICATION  
FOR  
PROJECT SCHEDULE

AA:DAD

1 of 2

05/22/17

Complete the entirety of work under this Contract in accordance with, and subject to, the scheduling requirements as outlined below, and all other requirements of the Contract Documents.

Organize, coordinate and diligently execute the work at the locations shown on the Schedule of Streets included herein. This schedule details the requirements, if any, for the Start of Work (on or after dates specified), the Completion of Work (on or before dates specified), Restricted Dates, the Maximum Calendar Days for Completion, and the Liquidated Damages per Calendar Day for each street. For the purpose of this Contract, the "Start of Work" definition is the date when either the "No-Parking" signs or the temporary traffic control measures become effective, whichever occurs first. The definition of the "Completion of Work" is the point in time when all work designated for a project location is complete. This includes, but is not limited to, placement of permanent pavement markings, clean-up, street cleaning, underground utility and utility structure cleaning, the removal of all temporary traffic control devices and "No Parking" signs, and other necessary work and as directed by the Engineer.

The Engineer shall limit the Contractor's work operations to a number of streets that, in the opinion of the Engineer, is reasonable to allow for proper and thorough inspection, and to reduce traffic control and/or safety problems. The contractor shall not have more than two (2) locations "active" at any given time with a maximum of one (1) of those locations being a Major Street. A location is "active" if work on the street has begun, and it has not yet complete. Regard combined streets or an "Area" as shown on the Schedule of Streets as one (1) location.

The City expects to furnish the Contractor with two (2) copies of the Contract, for its execution, on or before **June 1, 2017**. The Contractor shall properly execute both copies of the Contract and return them, with the required Bonds and Insurance documentation, to the City by **June 20, 2017**. The Contractor shall not begin the work before the applicable date(s) as described herein without approval from the Project Engineer, and in no case before the receipt of the fully executed Contract and Notice to Proceed.

By no later than **June 26, 2017**, the Contractor shall submit a detailed schedule of work (project work schedule) for the Engineer's review and approval. This schedule must fully comply with the scheduling requirements contained in this Detailed Specification, and shall include a beginning date and completion date for each phase of the project. The schedule of streets where crack treatments are to be applied will be in a systematic manner. Once work is started it will continue until all available streets scheduled for crack treatments at that time are complete. Work shall not start until the project work schedule is approved in writing by the Engineer. The Contractor shall update the approved project work schedule each week, unless otherwise as directed by the Engineer.

The Contractor shall begin the work of this project on or before **July 5, 2017**, and only upon receipt of the fully executed Contract and Notice to Proceed. Appropriate time extensions shall be granted if the Notice to Proceed is delayed beyond this date.

The entire project shall be complete on or before **June 30, 2018**.

Failure to complete all work as specified, within the times specified, including time extensions granted thereto as determined by the Engineer, shall entitle the City to deduct from the payments due the Contractor **\$500.00** in "Liquidated Damages", and not as a penalty, for each and every calendar day the work remains incomplete beyond the dates specified. Liquidated Damages will be assessed until the required work is completed in the current construction season. If, with the Engineer's approval, work is extended beyond seasonal limitations, the assessment of Liquidated Damages will be discontinued until the work is resumed in the following construction season.

Time is of the essence in the performance of the work of this Contract. The Contractor is expected to mobilize sufficient personnel and equipment, and work throughout all authorized hours to complete the project by the required completion dates. It is anticipated the Contractor may need to make one or more trips within each phase to complete the work in accordance with the approved project work schedule. The Contractor shall provide a minimum of three (3) working notice to the Engineer prior to mobilizing for each trip. Should the Contractor demonstrate that they must work on some Sundays in order to maintain the project schedule, they may only do so with prior approval from the City and only during the hours designated by such approval. There will be no additional compensation due to the Contractor for work performed on Sundays.

The Engineer may delay or stop the work due to threatening weather conditions. The Contractor shall not be compensated for unused materials or downtime due to rain, or the threat of rain. The Contractor is solely responsible for repairing all damages to the work and to the site, including road infrastructures, road subgrades, and any adjacent properties, which are caused as a result of working in the rain.

The Contractor shall not work in the dark except as approved by the Engineer and only when lighting for night work is provided as detailed elsewhere in this contract. The Engineer may stop the work, or may require the Contractor to defer certain work to another day, if, in the Engineer's opinion, the work cannot be completed within the remaining daylight hours, or if inadequate daylight is present to either properly perform or inspect the work. The Contractor will not be compensated for unused materials or downtime, when delays or work stoppages are directed by the Engineer for darkness and/or inadequate remaining daylight reasons. The Contractor is solely responsible for repairing all damages to the work and to the site, including road infrastructures, road subgrades, and any adjacent properties, which are caused as a result of working in the dark.

If the construction contract is not completed within the specified period(s) including any extensions of time granted thereto, at the sole discretion of the City of Ann Arbor, this Contract may be terminated with no additional compensation due to the Contractor, and the Contractor may be forbidden to bid on future City of Ann Arbor projects for a period of at least three (3) years. If the Engineer elects to terminate the Contract, contract items paid for on a Lump Sum basis shall be paid up to a maximum percentage equal to the percentage of the contract work that has been completed.

The City's decision to delete streets, add streets, change the construction limits on streets, or, the City's contribution to a delay of the construction on any one street shall not entitle the Contractor to receive additional compensation for work on any other street(s), nor shall it relieve the Contractor of any responsibilities for completion of work on any other street(s).

Costs for the Contractor to organize, coordinate, and schedule all of the project work will not be paid for separately, but shall be included in the bid price of other pay items under the contract.



## Street Surface Treatments – 2017

### Project Schedule of Streets

Location (Street)	Limits of Work	Start of Work	Completion of Work	Restricted Dates	Maximum Calendar Days for Completion	Liquidated Damages per Calendar Day
Ann Arbor-Saline Road	W Eisenhower Pkwy/ Brookfield Dr to S Main St			AAAF, LABR, MMRL, UMFB, UMSM	15	\$500.00
North Maple Road	Dexter Ave to Foss St			AAAF, LABR, MMRL	15	\$500.00
Platt Road	Ellsworth Rd to Packard Rd			AAPS, LABR, MMRL	15	\$500.00
South Huron Parkway	Washtenaw Ave to Southerly End of Huron River Bridge			CAA1, LABR, MMRL	30	\$500.00
South Main Street - 1	W Eisenhower Pky to Ann Arbor-Saline Rd			CAA2, LABR, MMRL, UMFB, UMSM	24	\$500.00
South Main Street - 2	Ann Arbor-Saline Rd to E Stadium Blvd/W Stadium Blvd			CAA2, LABR, MMRL, UMFB, UMSM	24	\$500.00
South Main Street - 3	E Stadium Blvd/W Stadium Blvd to E William St/W William St			CAA2, LABR, MMRL, UMFB, UMSM	24	\$500.00
West Stadium Boulevard	Pauline Blvd to S Maple Rd			AAAF, LABR, MMRL,NTW, UMFB, UMSM	24	\$500.00
Area No. 1	See Street Surface Treatments Project Location List and Map			LABR, MMRL	15	\$500.00
Area No. 2	See Street Surface Treatments Project Location List and Map			LABR, MMRL	15	\$500.00
Area No. 3	See Street Surface Treatments Project Location List and Map			LABR, MMRL	10	\$500.00

AAAF – No work permitted from July 20, 2017 thru July 23, 2017 due to the Ann Arbor Street Art Fairs.

AAPS – No work permitted when Ann Arbor Public Schools are in session (before June 19, 2017 or after September 1, 2017).

CAA1 – No work permitted until the City of Ann Arbor Huron Parkway Segmental Block Wall Rehabilitation Project is complete (anticipated by July 30, 2017).

CAA2 – No work permitted until the City of Ann Arbor East Stadium Boulevard construction project is open to traffic (anticipated by August 15, 2017).

LABR – No work during the Labor Day holiday period from 3:00 p.m. September 1 to 7:00 a.m. September 5, 2017.

MMRL – No work during the Memorial Day holiday period from 3:00 p.m. May 26 to 7:00 a.m. May 30, 2017.

NTW – Nighttime Work: Perform all work between the hours of 7:00 p.m. and 6:00 a.m., Monday thru Friday.

UMFB – No work permitted on University of Michigan Football home game days.

**Notes:**

1. Upon starting work on the Minor (Local) streets in Areas 1, 2, and 3, perform all work in each area until it is complete and before starting work on a new area.

CITY OF ANN ARBOR  
 DETAILED SPECIFICATION  
 FOR  
**HOT MIX ASHALT PAVEMENT REPAIR**

AA:DAD

1 of 2

05/04/17

**a. Description.** This work consists of repairing areas of failed asphalt pavement by cold milling the existing pavement and placing new hot mix asphalt (HMA) material in accordance with the attached special detail, as directed by the Engineer, and as described herein.

**b. Materials.** Provide materials in accordance with subsection 501.02 of the MDOT 2012 Standard Specifications for Construction and as shown on the special detail.

Use the following mixes for **Hand Patching, Modified**:

PAY ITEM	HMA MIX	APPLICATION RATE	ESTIMATED THICKNESS	PERFORMANCE GRADE	AWI (min)
Hand Patching, Modified	<u>Major Streets</u> 5E3	Yield may vary with maximum = 330 lb/syd	Thickness may vary with maximum layer = 3.0 inches	<u>5E3</u> PG 64-28	N/A
	<u>Local Streets</u> LVSP			<u>LVSP</u> PG 58-28	

Use the respective mixes indicated above on Major and Local streets unless otherwise noted on plans, or directed by the Engineer.

The Performance Grade asphalt binder range for the HMA mixture shall be as noted above.

**c. Construction.** Ensure all construction is in accordance with subsection 501.03 of the MDOT 2012 Standard Specifications for Construction with the following modifications and/or additions.

The Engineer will designate repair locations, and delineate them in the field prior to the start of construction.

Cold mill designated repair locations, and place HMA material according to the special detail. Compact HMA patch material in no greater than 3 inch layers to the adjacent pavement surface grade using a machine vibrator or approved roller.

Complete all pavement repair work prior to placement of any chip seal or micro-surfacing.

**d. Measurement and Payment.** The completed work, as described, will be measured and paid for respectively at the contract unit prices for the following pay items:

Pay Item	Pay Unit
Cold Milling HMA Surface, Modified.....	Square Yard
Hand Patching, Modified.....	Ton

**Cold Milling HMA Surface, Modified** includes the cost for all materials, equipment, labor required to remove, load, haul, and dispose of the cold milled material, and cleaning the cold milled pavement. The Engineer will not pay for material picked up by cleaning after cold milling.

**Hand Patching, Modified** includes the cost for all materials, equipment, labor to place HMA, by hand or other methods, the placement of bond coat, and compacting the material.

CITY OF ANN ARBOR  
DETAILED SPECIFICATION  
FOR  
**MICRO-SURFACING**

AA:DAD

1 of 2

05/23/17

**a. Description.** This work consists of preparing existing pavement and providing and placing a micro-surfacing mixture in accordance with section 504 of the Michigan Department of Transportation (MDOT) 2012 Standard Specifications for Construction, as directed by the Engineer, and as described herein.

**b. Materials.** Provide materials in accordance with subsection 504.02 of the MDOT 2012 Standard Specifications for Construction with the following modification.

1. Add the following to subsection 504.02.A of the MDOT 2012 Standard Specifications for Construction.

A. Screen 2FA fine aggregate used for micro-surfacing at the project site to ensure aggregate being introduced into the micro-surface mixture is not larger than the top size aggregate allowed in the mix design. Screen aggregate directly into the material transport units or micro-surface machine(s). Use aggregate screening unit capable of producing adequate tonnage to maintain project production in accordance with subsection 504.03.

2. Use CSS-1hM asphalt emulsion for micro-surfacing mixtures. The emulsified asphalt must conform to certification procedures described in the MDOT *Materials Quality Assurance Procedures Manual*.

**c. Construction.** Ensure all construction is in accordance with subsection 504.03 of the MDOT 2012 Standard Specifications for Construction with the following modifications.

1. Add the following to subsection 504.03.C of the MDOT 2012 Standard Specifications for Construction.

A. Use a pick-up sweeper to perform any sweeping required to prepare the existing surface.

2. Add the following to subsection 504.03.D of the MDOT 2012 Standard Specifications for Construction.

A. Take extreme care not to place micro-surface mixture on any concrete curb and gutter.

Conduct nighttime work between the hours of 7:00 p.m. and 6:00 a.m. at the locations shown on the "Project Schedule of Street" and in the "Project Log". The Engineer may allow nighttime work at other locations with seven (7) day notification to the Engineer, and only after authorization by the City.

**d. Measurement and Payment.** The completed work, as described, will be measured and paid for respectively at the contract unit prices for the following pay items:

<b>Pay Item</b>	<b>Pay Unit</b>
Micro-Surface, Standard .....	Square Yard
Micro-Surface, Single Course .....	Square Yard
Micro-Surface, Single Course, Nighttime Work.....	Square Yard

The unit prices for **Micro-Surface**, regardless of the type required, include the cost of surface preparation; applying a bond coat; stationing and the establishment of yield intervals; placing temporary pavement markings; corrective action and any traffic control related to it; any required materials sampling and testing; and documentation.

The unit price for **Micro-Surface, Standard** also includes the cost for all materials, equipment, and labor required to place the micro-surfacing mixtures including the application of a rut filling course, a leveling course, and a surface course for full width coverage.

The unit price for **Micro Surface, Single Course** also includes the cost for all materials, equipment, and labor required to place the micro-surfacing mixtures by applying a single course of mixture for full width coverage.

The unit price for **Micro Surface, Single Course, Nighttime Work** also includes the cost for all materials, equipment, and labor required to place the micro-surfacing mixtures by applying a single course of mixture for full width coverage during the hours of work specified. Lighting to conduct this work will be paid separately at the contract unit price for the pay item **Ltg for Night Work**.

The City will pay separately for temporary traffic control to place any mixture in accordance with the Detailed Specification for Maintaining Traffic, and removing pavement markings in accordance with subsection 812.04 of the MDOT 2012 Standard Specifications for Construction.

CITY OF ANN ARBOR  
DETAILED SPECIFICATION  
FOR  
CHIP SEAL

AA:DAD

1 of 3

04/27/17

**a. Description.** This work consists of preparing the pavement surface and providing and placing a single chip seal in accordance with section 505 of the Michigan Department of Transportation (MDOT) 2012 Standard Specifications for Construction, as directed by the Engineer, and as described herein.

**b. Materials.** Provide materials in accordance with subsection 505.02 of the MDOT 2012 Standard Specifications for Construction with the following modifications.

1. Asphalt Emulsion. Use CRS-2M as specified in section 904 of the MDOT 2012 Standard Specifications for Construction. The emulsified asphalt must conform to certification procedures described in the MDOT *Materials Quality Assurance Procedures Manual*.

2. Coarse Aggregate. Provide CS-2 course aggregates meeting the gradation and physical requirements of Table 1. Coarse aggregates for all chip seals will be tested materials or provided by a prequalified aggregate supplier. Use no copper smelter slag as a chip seal aggregate.

**c. Construction.** Ensure all construction is in accordance with subsection 505.03 of the MDOT 2012 Standard Specifications for Construction with the following modifications and/or additions.

1. Placement Operation. Prior to placing the chip seal, establish, identify, and maintain, 1,000-foot intervals until project completion.

Immediately prior to placing the chip seal remove all pavement markings using an abrasion method.

Roll the coarse aggregate before the asphalt emulsion has set. Leave no more than 150 feet of unrolled cover material at any time. Leave no cover material unrolled for more than five (5) minutes. Complete a minimum of two (2) complete rolling trips over the cover aggregate. A complete trip is one pass, forward and backward, over the same patch. Each trip shall overlap the previous trip.

Roll the coarse aggregate sufficiently to embed it into the asphalt emulsion. If the Engineer determines that the rolling procedures are not sufficiently embedding the aggregate into the emulsion, then the Contractor will submit modifications for improving the rolling procedures to the Engineer for approval.

Do not place cover (course) aggregate on asphalt emulsion after it breaks.

Perform an initial sweeping on the final surface before the end of each day's work or within 24 hours of application with the approval of the Engineer. Begin initial sweeping within 3 hours after application unless otherwise directed by the Engineer.

2. Application Rates. Apply asphalt emulsion at a rate within the range of 0.39 - 0.41 gallons per square yard. The JMF target rate for the asphalt shall be 0.40 gallons per square yard. Apply asphalt emulsion at a minimum temperature of 290°F, followed by a uniform application of coarse aggregate.

Place CS-2 coarse aggregate at a rate within the range of 18-20 pounds per square yard. The JMF target rate for the asphalt shall be 19 pounds per square yard.

If the target rates are not the optimum application rates due to the gradation of the coarse aggregate or due to existing surface conditions of the pavement, the Contractor shall notify the Engineer. The Contractor shall then submit new rates and a new JMF for approval by the Engineer prior to work commencing.

3. Temporary Raised Pavement Markings. Place temporary raised pavement markings prior to the application of the chip seal, at intervals specified below, or as directed by the Engineer.

- A. On tangent sections of roadway and on gentle curvatures of roadways, place the markers at 50-foot intervals.
- B. On severe curvatures of roadways, place the markers at 25-foot intervals.

Install temporary raised pavement markings no more than 24 hours prior to the placement of the chip seal. Offset the markings from the centerline or lane line(s) to facilitate placement of the first pass of the micro-surfacing; remove the markings under the lane closure of the adjacent pass, and place the temporary pavement markings upon completion of the micro-surfacing to ensure they are always present.

**d. Measurement and Payment.** The completed work, as described, will be measured and paid for at the contract unit price for the following pay item:

<b>Pay Item</b>	<b>Pay Unit</b>
Seal, Single Chip, Modified .....	Square Yard

**Seal, Single Chip, Modified** includes all materials, equipment, and labor for placement of a single application of asphalt emulsion and coarse aggregate to a pavement and the accompanying shoulders as specified in the proposal. Payment also includes the cost of surface preparation; placing temporary pavement markings; corrective action and any traffic control related to it; any required materials sampling and testing; and documentation.

The City will pay separately for temporary traffic control in accordance with the Detailed Specification for Maintaining Traffic, and removing pavement markings in accordance with subsection 812.04 of the MDOT 2012 Standard Specifications for Construction.

**Table 1: Gradation and Physical Requirements for Single Chip Seal Aggregates**

<b>Sieve Analysis (MTM 109), Total Percent Passing (a)</b>		
<b>Sieve Size</b>	<b>CS-2</b>	
¾ "	100	
½ "	100	
3/8 "	90-100	
No. 4	0-10	
No. 8	0-5	
No. 200 (loss by wash)	2.0 maximum	
<b>Physical Requirements for Coarse Aggregates (CS-1 and CS-2)</b>		
<b>Test</b>	<b>Description</b>	<b>Specification</b>
MTM 102	L.A. Abrasion Resistance	35% maximum (b) 45% maximum (c)
MTM 117	Percent of crushed Particles	95% minimum
MTM 110	Deleterious Particles in Aggregate	3.5% maximum (d)
ASTM D4791 (e)	Flat and Elongated Ratio, 3:1	12.0% maximum
MTM 111 (f)	Aggregate Wear Index (AWI)	260 minimum
(g)	Moisture Content at time of Placement	4% maximum
<p>a. All aggregate shall be washed.</p> <p>b. Natural aggregate.</p> <p>c. Iron Blast-Furnace slag aggregate.</p> <p>d. Includes the sum of shale, silt stone, structurally weak and clay ironstone.</p> <p>e. As determined for material retained on the No.4 sieve. The ratio between any combination of length, width or thickness.</p> <p>f. For single chip seal and second course of double chip seal. Does not apply to a shoulder chip seal.</p> <p>g. As described in MDOT Procedures for Aggregate Inspection.</p> <p>Note: The AWI requirement is waived on shoulders.</p>		



CITY OF ANN ARBOR  
DETAILED SPECIFICATION  
FOR  
**SLURRY SEAL**

AA:DAD

1 of 2

04/27/17

**a. Description.** This work consists of preparing the pavement surface and providing and placing a slurry seal in accordance with section 506 of the Michigan Department of Transportation (MDOT) 2012 Standard Specifications for Construction, as directed by the Engineer, and as described herein.

**b. Materials.** Provide materials in accordance with subsection 506.02 of the MDOT 2012 Standard Specifications for Construction with the following modifications.

1. Asphalt Emulsion. Use a blend of polymerized asphalt emulsion that is a quick traffic, quick cure (QT-QC) type, and is a homogeneous brown color and shows no separation after thorough mixing that breaks and sets on the aggregate with five (5) minutes and is ready for cross-traffic within fifteen (15) to forty-five (45) minutes. The emulsified asphalt must conform to certification procedures described in the MDOT *Materials Quality Assurance Procedures Manual*.

2. Fine Aggregate. Screen 2FA fine aggregate at the project site to ensure the aggregate being introduced into the slurry seal mixture is not larger than the top size aggregate allowed in the mix design. Screen aggregate directly into the material transport units or slurry seal machine(s). Use aggregate screening unit capable of producing adequate tonnage to maintain project production in accordance with subsection 506.03.

**c. Construction.** Ensure all construction is in accordance with subsection 506.03 of the MDOT 2012 Standard Specifications for Construction with the following modifications.

1. Add the following to subsection 504.03.C of the MDOT 2012 Standard Specifications for Construction.

A. Remove pavement markings using an abrasion method.

B. Use a pick-up sweeper to perform any sweeping required to prepare the existing surface.

C. Protect drainage and utility structures, monument and valve boxes, and other existing structures during bond coat and mixture application.

D. Prior to placing the mixture, establish, identify, and maintain, 1,000-foot intervals until project completion.

1. Delete subsection 506.03.D of the MDOT 2012 Standard Specifications for Construction and replace with the following.

A. Application. Apply a single course of slurry seal over the entire existing HMA surface area at a rate of 24 pounds per square yard  $\pm$ 2 pounds per square yard, based on the weight of the dry aggregate, including the shoulder(s) if required.

Document any approved changes to a new/revised JMF rate by stationing.

- B. Take extreme care not to place slurry seal mixture on any concrete curb and gutter.

**d. Measurement and Payment.** The completed work for slurry seal, as described, will be measured and paid for at the contract unit price for the following pay item:

<b>Pay Item</b>	<b>Pay Unit</b>
Seal, Slurry, Modified .....	Square Yard

**Seal, Slurry, Modified** includes all materials, equipment, and labor for placement of a single course of slurry seal to a pavement and the accompanying shoulder(s). Payment also includes surface preparation; applying a bond coat; stationing and the establishment of yield intervals; corrective action and all traffic control related to it; any required materials sampling and testing; and documentation.

The City will pay separately for temporary traffic control required to place the mixture in accordance with the Detailed Specification for Maintaining Traffic, and removing pavement markings in accordance with subsection 812.04 of the MDOT 2012 Standard Specifications for Construction.

CITY OF ANN ARBOR

DETAILED SPECIFICATION  
FOR  
THERMOPLASTIC PAVEMENT MARKINGS

AA:DAD

1 of 1

05/01/17

**a. Description.** This work consists of providing and placing, by hand and/or other mechanical methods, permanent thermoplastic pavement markings in accordance with the 2011 Michigan Manual on Uniform Traffic Control Devices (MMUTCD), section 811 of the Michigan Department of Transportation (MDOT) 2012 Standard Specifications for Construction, current MDOT Pavement Marking Standard Plans, as directed by the Engineer, and as specified herein.

**b. Materials.** Provide materials in accordance with subsection 811.02 of the MDOT 2012 Standard Specifications for Construction. Provide the Material Safety Data Sheets to the Engineer for required materials and supplies. Dispose of unused material and containers in accordance with the Federal Resource Conservation Recovery Act (RCRA) of 1976 as amended, and 1994 PA 451, Part 111 Hazardous Waste Management. Provide samples of permanent pavement marking materials upon request.

**c. Construction.** The preparation and placement of permanent pavement markings shall conform to subsection 811.03 of the MDOT 2012 Standard Specifications.

**d. Payment.** The completed work, as described, will be measured and paid for respectively at the contract unit prices for the following pay items:

<u>Pay Item</u>	<u>Pay Unit</u>
Pavt Mrkg, Wet Retrflec Thermopl, 6 inch, Crosswalk.....	Foot
Pavt Mrkg, Wet Retrflec Thermopl, 12 inch, Crosswalk.....	Foot
Pavt Mrkg, Wet Retrflec Thermopl, 12 inch, Cross Hatching, White.....	Foot
Pavt Mrkg, Wet Retrflec Thermopl, 12 inch, Cross Hatching, Yellow .....	Foot
Pavt Mrkg, Wet Retrflec Thermopl, 24 inch, Stop Bar.....	Foot
Pavt Mrkg, Wet Retrflec Thermopl, 4 inch, Parking Sym, White .....	Foot
Pavt Mrkg, Wet Retrflec Thermopl, Lt Turn Arrow Sym .....	Each
Pavt Mrkg, Wet Retrflec Thermopl, Rt Turn Arrow Sym.....	Each
Pavt Mrkg, Wet Retrflec Thermopl, Thru Arrow Sym .....	Each
Pavt Mrkg, Wet Retrflec Thermopl, Thru and Lt Turn Arrow Sym.....	Each
Pavt Mrkg, Wet Retrflec Thermopl, Thru and Rt Turn Arrow Sym .....	Each
Pavt Mrkg, Wet Retrflec Thermopl, Only.....	Each
Pavt Mrkg, Wet Retrflec Thermopl, Railroad Sym.....	Each
Pavt Mrkg, Wet Retrflec Thermopl, School .....	Each

The unit price for these items of work shall include all labor, material, and equipment costs to perform all the work as specified in the MDOT 2012 Standard Specifications and as modified by this Detailed Specification.

CITY OF ANN ARBOR  
 DETAILED SPECIFICATION  
 FOR  
**WET REFLECTIVE LIQUID APPLIED PAVEMENT MARKINGS**

AA:DAD

1 of 2

05/01/17

**a. Description.** This work consists of furnishing and installing wet night retroreflective (WR) beads and/or elements and liquid applied pavement marking materials.

**b. Materials.**

1. Wet Night Retroreflective Beads and/or Elements. Select WR beads and/or elements from one of the following Manufacturers or a Department approved alternative that meets the requirements in Table 1:

- 3M Corporation
- Potter's Industries
- Swarco
- Flex-o-Lite

**Table 1: WR Markings**

Average Initial Retroreflectivity at 30 meter geometry in mcd/lux/m <sup>2</sup>		
Test Method	Color	
	White	Yellow
Dry (ASTM E 1710)	700	500
Wet Recovery (ASTM E 2177)	250	200

Ship the material to the job site in sturdy containers marked in accordance with subsection 920.01.A of the Standard Specifications for Construction.

Submit to the Engineer prior to the start of work:

A. The Manufacturer's recommended application rate of the beads/elements and the liquid applied pavement marking binder to be used on the project. If the Manufacturer's recommended application rate differs from the specified rate in Table 811-1 of the Standard Specifications for Construction, the Manufacturer's recommended rate supersedes the table values.

B. Certification from the Manufacturer that when applied according to their application recommendations the beads and/or elements meet the requirements shown in Table 1 above.

2. Binder. Provide a liquid pavement marking product of the binder type specified in the contract documents from section 811 of the Qualified Products List or as specified by special provision, or use an alternative binder as approved by the Engineer.

**c. Construction.** Place the binder and beads in accordance with the Manufacturers' recommendations and sections 811 and 920 of the Standard Specifications for Construction except as noted above.

**d. Measurement and Payment.** The completed work, as described, will be measured and paid for at contract unit prices using the following pay items:

<b>Pay Item</b>	<b>Pay Unit</b>
Pavt Mrkg, Wet Retrflec Thermopl, 6 inch, Crosswalk .....	Foot
Pavt Mrkg, Wet Retrflec Thermopl, 12 inch, Crosswalk .....	Foot
Pavt Mrkg, Wet Retrflec Thermopl, 12 inch, Cross Hatching, White .....	Foot
Pavt Mrkg, Wet Retrflec Thermopl, 12 inch, Cross Hatching, Yellow.....	Foot
Pavt Mrkg, Wet Retrflec Thermopl, 24 inch, Stop Bar.....	Foot
Pavt Mrkg, Wet Retrflec Thermopl, 4 inch, Parking Sym, White .....	Foot
Pavt Mrkg, Wet Retrflec Thermopl, Lt Turn Arrow Sym .....	Each
Pavt Mrkg, Wet Retrflec Thermopl, Rt Turn Arrow Sym.....	Each
Pavt Mrkg, Wet Retrflec Thermopl, Thru Arrow Sym .....	Each
Pavt Mrkg, Wet Retrflec Thermopl, Thru and Lt Turn Arrow Sym .....	Each
Pavt Mrkg, Wet Retrflec Thermopl, Thru and Rt Turn Arrow Sym .....	Each
Pavt Mrkg, Wet Retrflec Thermopl, Only .....	Each
Pavt Mrkg, Wet Retrflec Thermopl, Railroad Sym.....	Each
Pavt Mrkg, Wet Retrflec Thermopl, School .....	Each

The unit price for these items of work shall include all labor, material, and equipment costs to perform all the work as specified in the MDOT 2012 Standard Specifications and as modified by this Detailed Specification.

CITY OF ANN ARBOR  
DETAILED SPECIFICATION  
FOR  
**MAINTAINING TRAFFIC**

AA:DAD

1 of 5

05/01/17

**a. Description.** Traffic shall be maintained by the Contractor at the locations identified on the "Schedule of Streets" for the duration of work in accordance with subsection 104.11 and section 812 of the Michigan Department of Transportation (MDOT) 2012 Standard Specifications for Construction, the 2011 Michigan Manual of Uniform Traffic Control Devices (MMUTCD), applicable supplemental specifications, as directed by the Engineer, and as herein specified.

All streets included in this project shall remain open to traffic during construction unless otherwise approved by the Engineer.

The Contractor shall maintain traffic in accordance with the following, and herein included, Michigan Department of Transportation (MDOT) Maintaining Traffic Typical and Work Zone Device Details apply to the project: M0020a, M0040a, M0050a, M0140a, M0150a, M0232a, M0250a, M0280a, M0310a, M0330a, M0350a, M0380a, M0400a, WZD-100-A, and WZD-125-E.

The Contractor must submit a work zone traffic control plan to the Engineer in accordance with section 104 of the 2012 Standard Specifications for Construction and this detailed specification. The Engineer will have seven (7) calendar days to review the plan for acceptance or provide comments for plan revisions required to obtain acceptance. At a minimum, the plan shall include the proposed ingress/egress locations for construction equipment and vehicles, traffic control devices that will be utilized to warn the motoring public of ingress/egress locations, and measures that will be taken to ensure compliance with the plan. No work shall begin prior to acceptance of the work zone traffic control plan. Additional time required to obtain an accepted work zone traffic control plan shall not be cause for delay or impact claims. All costs associated with obtaining an acceptable plan, providing and executing all parts of the accepted plan including required traffic control devices, or resolving an incomplete or unacceptable plan shall be borne by the Contractor.

Changes or adjustments in the signing typicals and proposed maintaining traffic plans provided may be necessary as determined by the Engineer.

These maintaining traffic provisions are subject to change in the event of special community activities.

The Contractor shall notify the Project Engineer a minimum of 10 business days prior to the implementation of any lane closures.

The permanent pavement marking items are included in the contract and shall be placed per the MDOT 2012 Standard Specifications for Construction prior to the removal of any devices required to temporarily maintain traffic during construction, and also prior to opening the project to traffic unless otherwise approved by the Engineer.

**b. Materials.** Materials for all devices used to temporarily control and maintain traffic shall meet the requirements of subsection 812.02 of the MDOT 2012 Standard Specifications for

Construction, the 2011 MMUTCD, and the applicable MDOT typicals and details included herein.

All signs shall be of sizes shown on the MDOT typicals and details, unless otherwise directed by the Engineer. Temporary signs, which are to remain in the same place for 14 days or more, shall be installed on driven posts. All other temporary signs may be installed on portable supports. All signs shall have a minimum bottom height of 7.0 feet.

**c. Construction.** Construction methods shall meet the requirements of subsection 812.03 of the MDOT 2012 Standard Specifications for Construction.

The Contractor shall furnish and place all necessary temporary traffic control devices to maintain traffic during construction. All work, construction equipment, and material storage shall be kept behind the curb, or behind barricades and/or channelizing devices, all in combination with protective fencing, if required to protect open excavations, and shall not in any way hamper vehicle movement or impair traffic vision. The contractor shall also provide protection to all uncured concrete sidewalk, driveways, curb and gutter, and paving/surface treatments as may be needed until all traffic, either foot or otherwise, can cross without damage. Additional barricades and protective fencing shall be installed at the end of each day to insure no disturbance to the work area.

Distances between warning, regulatory, and guide signs as shown on the typicals and details are approximate, and may require field adjustment, as directed by the Engineer.

The Contractor shall maintain two-way traffic during construction, access for local traffic on local streets, and keep all intersections open to traffic at all times, unless specifically authorized in writing by the Engineer.

The Contractor shall maintain traffic such that no vehicle shall be required to drive into active work areas. Patch areas which extend more than halfway across the roadway shall be removed and replaced so as to provide a minimum of half the pavement width at all times for maintaining traffic.

The Contractor shall remove existing pavement markings and place temporary pavement markings as directed by the Engineer.

All temporary traffic/pedestrian control devices furnished by the Contractor shall remain the property of the Contractor. The City shall not be responsible for stolen or damaged signs, barricades, channelizing devices, and other traffic maintenance items. The Contractor shall replace missing and/or damaged traffic control devices immediately, at no additional cost to the City.

1. Construction Influence Area (CIA). The CIA shall consist of, at each location, the width of the right-of-way and easements, and the limits of any advance temporary construction signing shown on the plans and applicable maintaining traffic typicals along the street under construction and any/all cross streets. Posted detour routes are not considered part of the CIA.

The Contractor shall furnish, erect, maintain, and upon completion of the work, remove all traffic control devices within and around the CIA, and along posted detour routes, for the safety and protection of traffic. This includes, but is not limited to, regulatory and

warning signs, barricades, channeling devices and other minor devices where required by the Engineer.

The Contractor shall coordinate its operations with all subcontractors, utilities, and/or other contractors performing work on this and other projects within, or adjacent to, the Construction Influence Area (CIA). The contractor shall avoid conflicts in maintaining traffic operations, signing, and orderly progress of other contract work.

2. Permits. Prior to the start of construction, the Contractor shall obtain a "Right-of-Way" Permit from City of Ann Arbor Customer Services Unit. The Contractor shall notify the Project Engineer and obtain a "Traffic Detour or Lane Closure" Permit from City of Ann Arbor Project Management Services Unit a minimum of 72 business hours prior to the implementation of any traffic shifts, lane closures and street closures. The fees for these permits will be waived.

3. Work Times and Restrictions. All work shall be conducted Monday through Saturday between 7:00am and 8:00pm; unless an alternate plan identifying the days and hours of work has been authorized by the City prior to commencement of construction. Should night work be required for any reason, the Project Engineer must be notified three (3) working days (72 hours) in advance of such work, and the work must have the approval of the City prior to commencement.

Only work of an emergency nature or work required to insure traffic safety shall be performed on Sunday and only with prior approval by the City.

No road work shall be performed nor traffic interruptions be permitted, including lane closures, on Sundays, and during the Memorial Day, Independence Day, and Labor Day holiday periods, and during the Ann Arbor Street Art Fairs, unless otherwise authorized by the Engineer. All streets and sidewalks that can be opened shall be opened. Trucking on or off site will not be permitted.

During non-working periods, any area with uncompleted work shall have plastic drums at specific locations and protective fencing, as directed by the Engineer, and at no additional cost to the project.

4. Traffic Restrictions. The Contractor shall, at all times, conduct its work to insure the least possible obstruction to traffic and inconvenience to the general public, businesses, and residents in the vicinity of the work.

Traffic on major streets should not be impacted between the hours of 7:00 a.m. to 9:00 a.m. and from 3:30 p.m. to 6:00 p.m. unless otherwise approved by the Engineer or as specified on the Lane Closure Permit. All major changes in traffic control shall be made either between 9:00 a.m. and 3:30 p.m. or between 7:00 p.m. and 6:30 a.m. in order to minimize interference with rush hour traffic. All traffic controls must be in place and ready for traffic each day by 6:30 a.m. and 3:30 p.m. Temporary obstruction of traffic for loading and unloading of trucks will be permitted if the Contractor provides traffic regulators (flag persons) in conformance with Part VI of the MMUTCD. During temporary obstructions, a minimum of two traffic regulators are required. The cost of traffic regulators (flag control) shall be included in the contract pay item "Minor Traffic Control, Modified, Max \$\_\_\_\_".



Access to businesses, residences, and side street(s) within the CIA shall be maintained for the duration of the project. The Contractor shall make every effort to coordinate its operations to minimize interruptions impacting this access. The Contractor shall notify the Project Engineer forty-eight (48) hours in advance of any work to be performed on or near business or residential driveways, and stage work so that it is part-width when it is necessary to work in these areas. Prohibiting access to businesses and residences will not be allowed during any phase of construction, and flagging will be required at the discretion of the Engineer.

A minimum of one lane of traffic in each direction must be maintained on Pauline Blvd at all times by use of signage and other traffic control devices unless other authorized by the Engineer.

Lane width shall be a minimum of 9 feet wide. Contractor shall schedule work so that under no circumstances traffic is stopped. The work within the CIA shall be suspended, during peak traffic hours and/or when traffic is being unduly hampered or delayed by all construction activity, at the discretion of the Engineer.

5. Emergency Services. The Contractor shall notify local police, fire departments and emergency response units a minimum of three business days (72 hours) prior to the closure of any lanes, or traffic shifts causing restricted movements of traffic or restricted access. Fire hydrants in or adjacent to the work shall be kept "live" and fire fighting forces made aware of their availability at all times during construction.

**d. Measurement and Payment.** The completed work, as described, will be paid for at the contract unit prices for the following items in accordance with subsection 812.04 of the MDOT 2012 Standard Specifications for Construction.

<u>Pay Item</u>	<u>Pay Unit</u>
Barricade, Type III, High Intensity, Double Sided, Lighted, Furn .....	Each
Barricade, Type III, High Intensity, Double Sided, Lighted, Oper .....	Each
Channelizing Device, 42 inch, Furn .....	Each
Channelizing Device, 42 inch, Oper .....	Each
Lighted Arrow, Type C, Furn .....	Each
Lighted Arrow, Type C, Oper .....	Each
Ltg for Night Work .....	Lump Sum
Pavt Mrkg, Longit, 6 inch or Less Width, Rem .....	Foot
Pavt Mrkg, Longit, Greater than 6 inch Width, Rem .....	Foot
Pavt Mrkg, Wet Retrflc, Type NR, Paint, 4 inch, White, Temp .....	Foot
Pavt Mrkg, Wet Retrflc, Type NR, Paint, 4 inch, Yellow, Temp .....	Foot
Plastic Drum, High Intensity, Lighted, Furn .....	Each
Plastic Drum, High Intensity, Lighted, Oper .....	Each
Raised Pavt Marker, Temp, Type 1, White, Monodirectional .....	Each
Raised Pavt Marker, Temp, Type 1, Yellow, Bidirectional .....	Each
Sign Cover .....	Each
Sign, Portable, Changeable Message, Furn .....	Each
Sign, Portable, Changeable Message, Oper .....	Each
Sign, Type B, Temp, Prismatic, Furn .....	Square Foot
Sign, Type B, Temp, Prismatic, Oper .....	Square Foot
Traf Regulator Control .....	Lump Sum

Minor Traffic Control, Max \$\_\_\_\_\_Lump Sum

The estimated quantities for maintaining traffic are based on the signing and related traffic control devices deemed necessary for this project per the MDOT 2012 Standard Specifications for Construction, the 2011 MMUTC, and the applicable MDOT Maintaining Traffic Typical, and include traffic regulators, lighted arrows, and minor traffic devices.

Payment for furnishing and operating Temporary Type B Signs, Type III Barricades, Plastic Drums, and 42 inch Channelizing Devices shall be for the maximum quantity in use on each street at any one time.

Measurement and payment for furnishing Lighted Arrows and Portable Changeable Message Signs will be based on the maximum number of units required for the entire project at any one time. Measurement and payment for operating Lighted Arrows and Portable Changeable Message Signs will be based on the maximum number of units in operation at any one time and will be paid after the initial placement into service and for each relocation to another street that follows.

No Parking Signs will be measured as the maximum number installed on each street at any one time. The unit price includes the removal and return of No Parking signs to the City upon completion of the project. The Contractor shall be charged for the replacement cost for each damaged or unreturned sign.

Any additional signing or maintaining traffic devices required to expedite the construction shall be at the Contractor's expense unless approved by the Engineer.

Temporary traffic control devices will be paid for only once irrespective of the number of times moved at each project location. Traffic control devices not paid for separately shall be included in the payment for the pay item "Minor Traffic Control, Max \$\_\_\_\_\_".

### MINIMUM MERGING TAPER LENGTH "L" (FEET)

OFFSET FEET	POSTED SPEED LIMIT, MPH (PRIOR TO WORK AREA)									
	25	30	35	40	45	50	55	60	65	70
1	10	15	20	27	45	50	55	60	65	70
2	21	30	41	53	90	100	110	120	130	140
3	31	45	61	80	135	150	165	180	195	210
4	42	60	82	107	180	200	220	240	260	280
5	52	75	102	133	225	250	275	300	325	350
6	63	90	123	160	270	300	330	360	390	420
7	73	105	143	187	315	350	385	420	455	490
8	83	120	163	213	360	400	440	480	520	560
9	94	135	184	240	405	450	495	540	585	630
10	104	150	204	267	450	500	550	600	650	700
11	115	165	225	293	495	550	605	660	715	770
12	125	180	245	320	540	600	660	720	780	840
13	135	195	266	347	585	650	715	780	845	910
14	146	210	286	374	630	700	770	840	910	980
15	157	225	307	400	675	750	825	900	975	1050

TAPER LENGTH "L" IN FEET

THE FORMULAS FOR THE MINIMUM LENGTH OF A MERGING TAPER IN DERIVING THE "L" VALUES SHOWN IN THE ABOVE TABLES ARE AS FOLLOWS:

"L" =  $\frac{W \times S^2}{60}$  WHERE POSTED SPEED PRIOR TO THE WORK AREA IS 40 MPH OR LESS

"L" = S x W WHERE POSTED SPEED PRIOR TO THE WORK AREA IS 45 MPH OR GREATER

- L = MINIMUM LENGTH OF MERGING TAPER
- S = POSTED SPEED LIMIT IN MPH PRIOR TO WORK AREA
- W = WIDTH OF OFFSET

#### TYPES OF TAPERS

##### UPSTREAM TAPERS


- MERGING TAPER
- SHIFTING TAPER
- SHOULDER TAPER
- TWO-WAY TRAFFIC TAPER

##### DOWNSTREAM TAPERS

(USE IS OPTIONAL)

#### TAPER LENGTH

- L - MINIMUM
- 1/2 L - MINIMUM
- 1/3 L - MINIMUM
- 100' - MAXIMUM
- 100' - MINIMUM (PER LANE)

 TRAFFIC AND SAFETY MAINTAINING TRAFFIC TYPICAL	TABLES FOR "L", "D" AND "B" VALUES		
	DRAWN BY: CON:AE:djf	JUNE 2006	M0020a
CHECKED BY: BMM	PLAN DATE:	1 OF 2	
FILE: K:/DGN/TSR/STDS/ENGLISH/MNTTRF/M0020a.dgn		REV.	08/21/2006

DISTANCE BETWEEN TRAFFIC CONTROL DEVICES "D"  
AND LENGTH OF LONGITUDINAL BUFFER SPACE ON  
"WHERE WORKERS PRESENT" SEQUENCES


"D" DISTANCES	POSTED SPEED LIMIT, MPH (PRIOR TO WORK AREA)									
	25	30	35	40	45	50	55	60	65	70
D (FEET)	250	300	350	400	450	500	550	600	650	700

GUIDELINES FOR LENGTH OF  
LONGITUDINAL BUFFER SPACE "B"

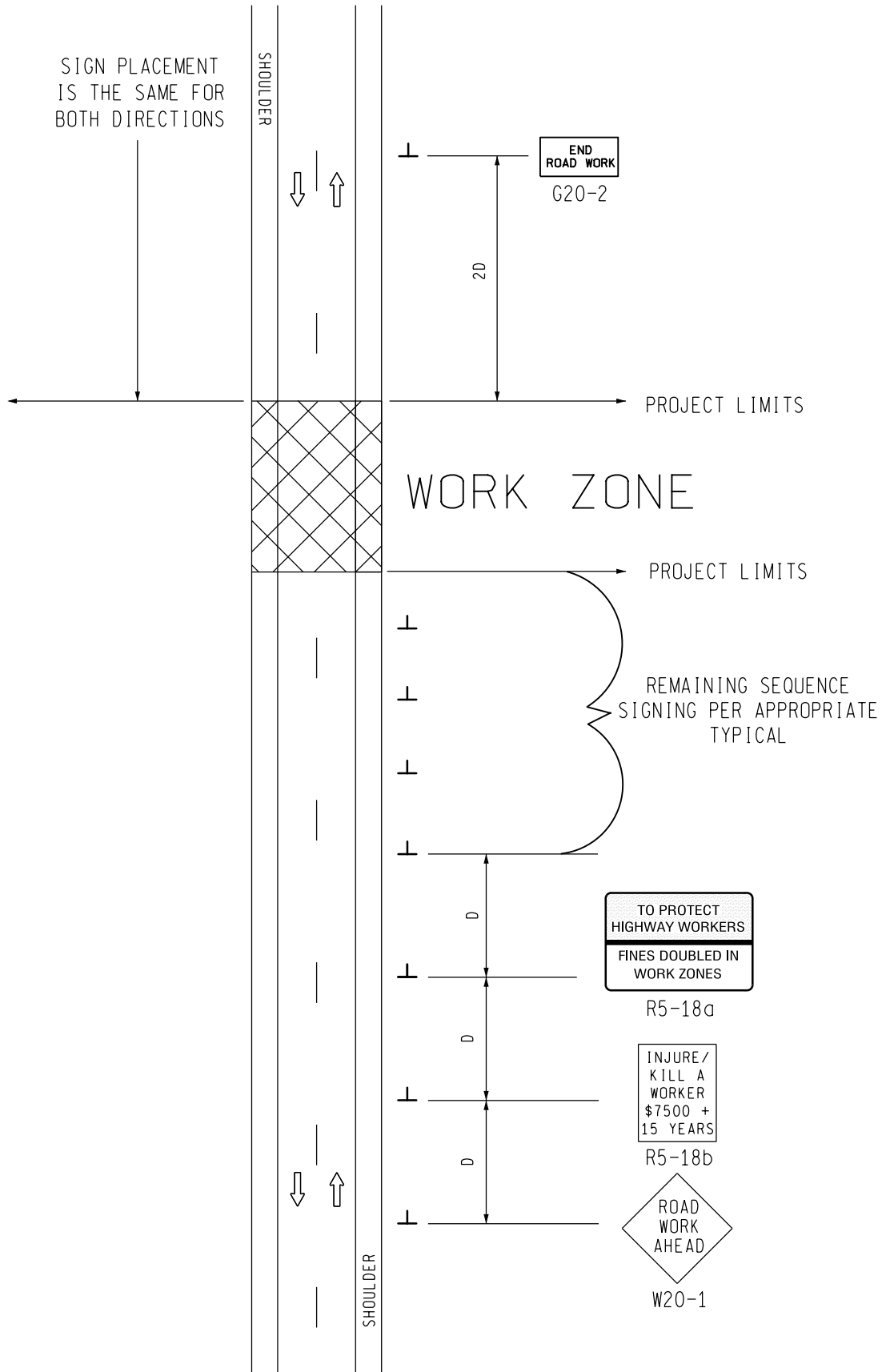
SPEED* MPH	LENGTH FEET
20	33
25	50
30	83
35	132
40	181
45	230
50	279
55	329
60	411
65	476
70	542

\* POSTED SPEED, OFF PEAK 85TH PERCENTILE SPEED PRIOR TO WORK STARTING, OR THE ANTICIPATED OPERATING SPEED

1 BASED UPON AMERICAN ASSOCIATION OF STATE HIGHWAY AND TRANSPORTATION OFFICIALS (AASHTO) BRAKING DISTANCE PORTION OF STOPPING SIGHT DISTANCE FOR WET AND LEVEL PAVEMENTS (A POLICY ON GEOMETRIC DESIGN OF HIGHWAY AND STREETS), AASHTO. THIS AASHTO DOCUMENT ALSO RECOMMENDS ADJUSTMENTS FOR THE EFFECT OF GRADE ON STOPPING AND VARIATION FOR TRUCKS.

 Michigan Department of Transportation TRAFFIC AND SAFETY MAINTAINING TRAFFIC TYPICAL	TABLES FOR "L", "D" AND "B" VALUES		
	DRAWN BY: CON:AE:djf CHECKED BY: BMM	JUNE 2006 PLAN DATE:	M0020a
FILE: K:/DGN/TSR/STDS/ENGLISH/MNTTRF/M0020a.dgn      REV. 08/21/2006			

SIGN PLACEMENT IS THE SAME FOR BOTH DIRECTIONS



SIGN = 68 f+2 - TYPE B FOR ONE DIRECTION OF TRAFFIC W20-1 QUANTITY INCLUDED WITH APPROPRIATE TYPICAL FOR SEQUENCE SIGNING

**MDOT**  
Michigan Department of Transportation  
TRAFFIC AND SAFETY  
MAINTAINING TRAFFIC  
TYPICAL

TYPICAL ADVANCE SIGNING TREATMENT FOR LONG, INTERMEDIATE AND SHORT TERM STATIONARY WORK ZONE OPERATIONS OF LESS THAN TWO MILES IN LENGTH WHERE TRAFFIC CONTROL DEVICES MAY REMAIN AT END OF WORK DAY ON AN UNDIVIDED TWO-WAY ROADWAY

DRAWN BY: CON:AE:djf  
CHECKED BY: BMM:CRB

OCTOBER 2011  
PLAN DATE:

M0040a

SHEET  
1 OF 2

NOT TO SCALE


FILE: PW-RD/TS/Typicals/Signs/MT NON FWY/M0040a.dgn REV. 10/13/2011

## NOTES

30. THE APPROPRIATE ADVANCE SIGNING SEQUENCE(S), (M0030a THROUGH M0080a) SHALL BE USED ON ALL PROJECTS.
32. THESE SIGNS SHALL BE LEFT IN PLACE AT THEIR PRESCRIBED LOCATIONS FOR THE DURATION OF THE PROJECT AND UNTIL ALL TEMPORARY TRAFFIC CONTROL HAS BEEN REMOVED.
35. THESE SIGNS ARE INTENDED TO BE USED WITHIN THE LIMITS OF THE TEMPORARY SEQUENCE SIGNING AS IS SHOWN ON 1 OF 2. THESE SIGNS ARE NOT TO BE INTERMINGLED WITH ANY OTHER TEMPORARY SEQUENCE SIGNING EXCEPT AS SHOWN.

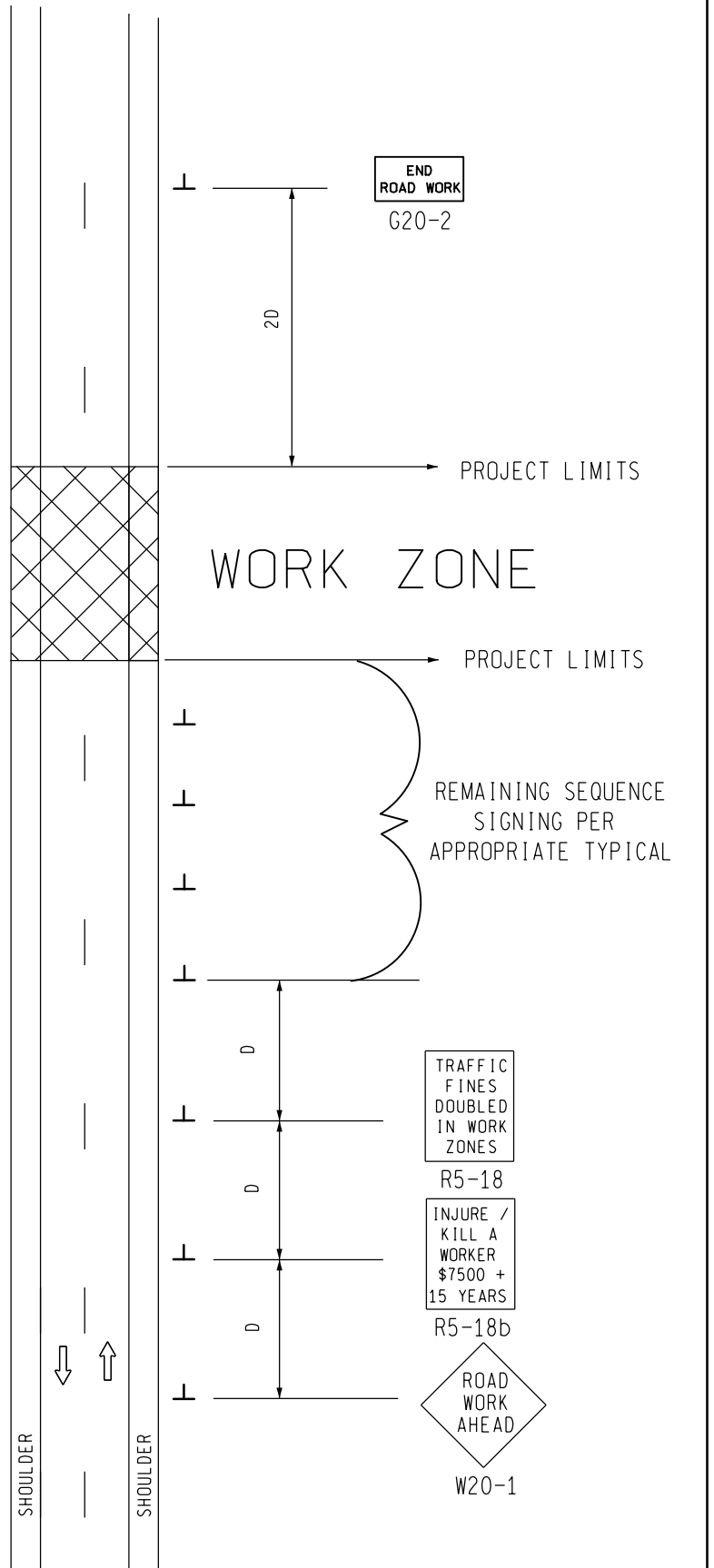

## SIGN SIZES

G20-2	-	48" x 24"
R5-18a	-	96" x 60"
R5-18b	-	48" x 60"
W20-1	-	48" x 48"

 TRAFFIC AND SAFETY MAINTAINING TRAFFIC TYPICAL	TYPICAL ADVANCE SIGNING TREATMENT FOR LONG, INTERMEDIATE AND SHORT TERM STATIONARY WORK ZONE OPERATIONS OF LESS THAN TWO MILES IN LENGTH WHERE TRAFFIC CONTROL DEVICES MAY REMAIN AT END OF WORK DAY ON AN UNDIVIDED TWO-WAY ROADWAY		
	DRAWN BY: CON:AE:djf	OCTOBER 2011	M0040a
CHECKED BY: BMM:CRB	PLAN DATE:	2 OF 2	
FILE: PW-RD/TS/Typicals/Signs/MT NON FWY/M0040a.dgn REV. 10/13/2011			

NOT TO SCALE

SIGN PLACEMENT  
IS THE SAME FOR  
BOTH DIRECTIONS



SIGN = 48 f+2 - TYPE B  
FOR ONE DIRECTION OF TRAFFIC  
W20-1 QUANTITY INCLUDED WITH  
APPROPRIATE TYPICAL FOR  
SEQUENCE SIGNING

<p>TRAFFIC AND SAFETY MAINTAINING TRAFFIC TYPICAL</p>	<p>TYPICAL ADVANCE SIGNING TREATMENT FOR INTERMEDIATE AND SHORT TERM STATIONARY WORK ZONE OPERATIONS WHERE ALL TRAFFIC CONTROL DEVICES ARE REMOVED AT END OF EACH WORK DAY ON AN UNDIVIDED TWO-WAY ROADWAY</p>	
	<p>DRAWN BY: CON:AE:djf CHECKED BY: BMM:CRB</p>	<p>OCTOBER 2011 PLAN DATE:</p>

FILE: PW/PB/TS/Typicals/Signs/MT NON FWY/M0050a.dgn REV. 10/13/2011


NOT TO SCALE

## NOTES

30. THE APPROPRIATE ADVANCE SIGNING SEQUENCE(S), (M0030a THROUGH M0080a) SHALL BE USED ON ALL PROJECTS.
35. THESE SIGNS ARE INTENDED TO BE USED WITHIN THE LIMITS OF THE TEMPORARY SEQUENCE SIGNING AS IS SHOWN ON 1 OF 2. THESE SIGNS ARE NOT TO BE INTERMINGLED WITH ANY OTHER TEMPORARY SEQUENCE SIGNING EXCEPT AS SHOWN.

### SIGN SIZES

G20-2	-	48" x 24"
R5-18	-	48" x 60"
R5-18b	-	48" x 60"
W20-1	-	48" x 48"

 <b>MDOT</b> Michigan Department of Transportation TRAFFIC AND SAFETY MAINTAINING TRAFFIC TYPICAL	TYPICAL ADVANCE SIGNING TREATMENT FOR INTERMEDIATE AND SHORT TERM STATIONARY WORK ZONE OPERATIONS WHERE ALL TRAFFIC CONTROL DEVICES ARE REMOVED AT END OF EACH WORK DAY ON AN UNDIVIDED TWO-WAY ROADWAY		
	DRAWN BY: CON:AE:djf	OCTOBER 2011	SHEET
CHECKED BY: BMM:CRB	PLAN DATE:	M0050a	2 OF 2
FILE: PW-RD/TS/Typicals/Signs/MT NON FWY/M0050a.dgn REV. 10/13/2011			

NOT TO SCALE








PLACE THROUGHOUT WORK AREA AS INDICATED AND AFTER ALL MAJOR CROSSROADS IF PERMANENT SIGNS ARE NOT IN PLACE.

PLACE THIS SIGN ALONG WITH THE ADVANCE WORK ZONE SIGNING AS DEPICTED ON THE APPROPRIATE TYPICAL M0030a-M0080a.

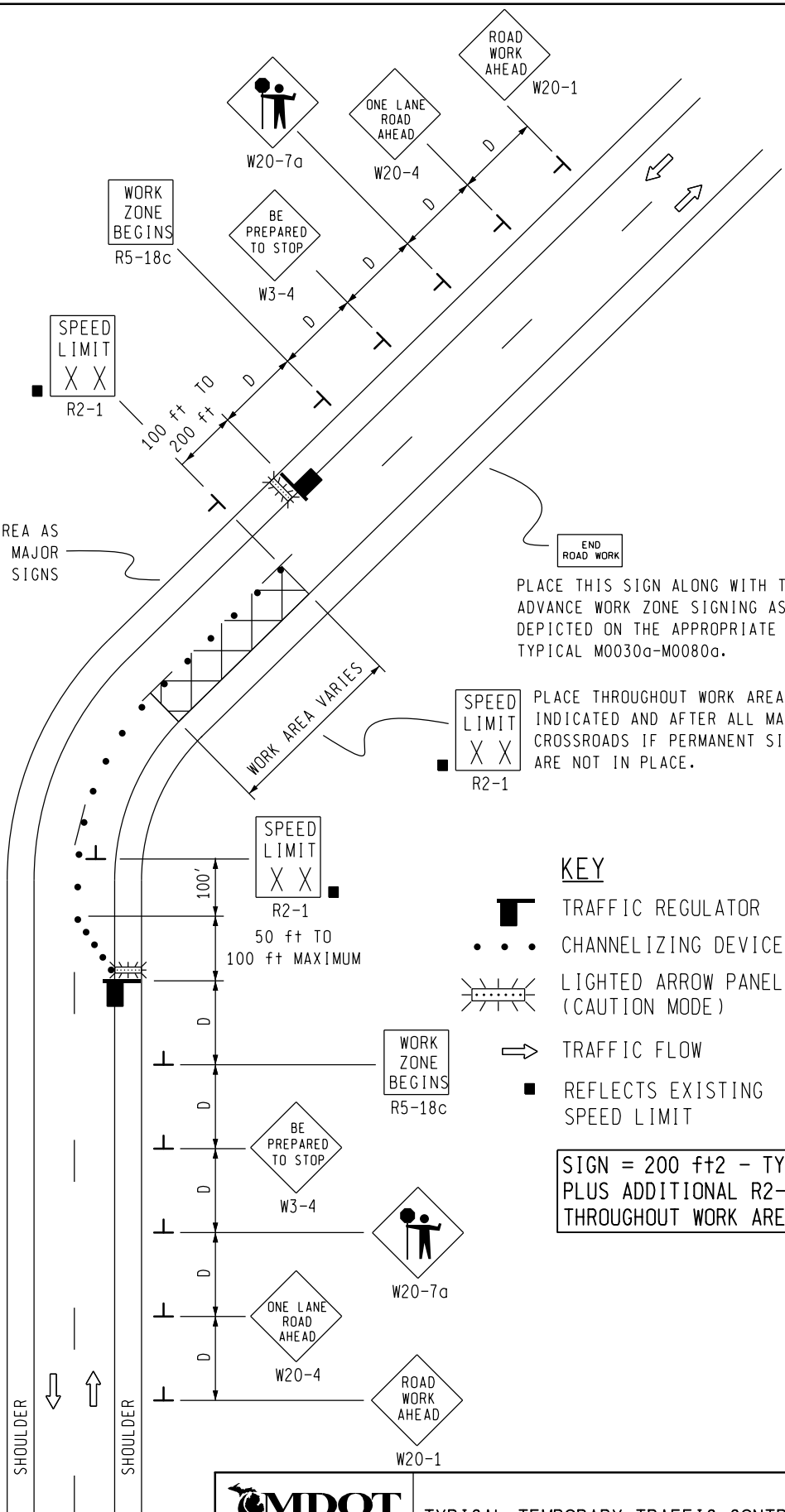
PLACE THROUGHOUT WORK AREA AS INDICATED AND AFTER ALL MAJOR CROSSROADS IF PERMANENT SIGNS ARE NOT IN PLACE.

PLACE THIS SIGN ALONG WITH THE ADVANCE WORK ZONE SIGNING AS DEPICTED ON THE APPROPRIATE TYPICAL M0030a-M0080a.

**KEY**

-  TRAFFIC REGULATOR
-  CHANNELIZING DEVICES
-  LIGHTED ARROW PANEL (CAUTION MODE)
-  TRAFFIC FLOW
-  REFLECTS EXISTING SPEED LIMIT

SIGN = 200 ft± - TYPE B PLUS ADDITIONAL R2-1's THROUGHOUT WORK AREA



**MDOT**  
Michigan Department of Transportation  
TRAFFIC AND SAFETY  
MAINTAINING TRAFFIC  
TYPICAL

TYPICAL TEMPORARY TRAFFIC CONTROL FOR A TWO-LANE TWO-WAY ROADWAY WHERE ONE LANE IS CLOSED UTILIZING TRAFFIC REGULATORS, NO SPEED REDUCTION

DRAWN BY: CON:AE:djf  
CHECKED BY: BMM:CRB

OCTOBER 2011  
PLAN DATE:

M0140a

SHEET  
1 OF 2

NOT TO SCALE


## NOTES

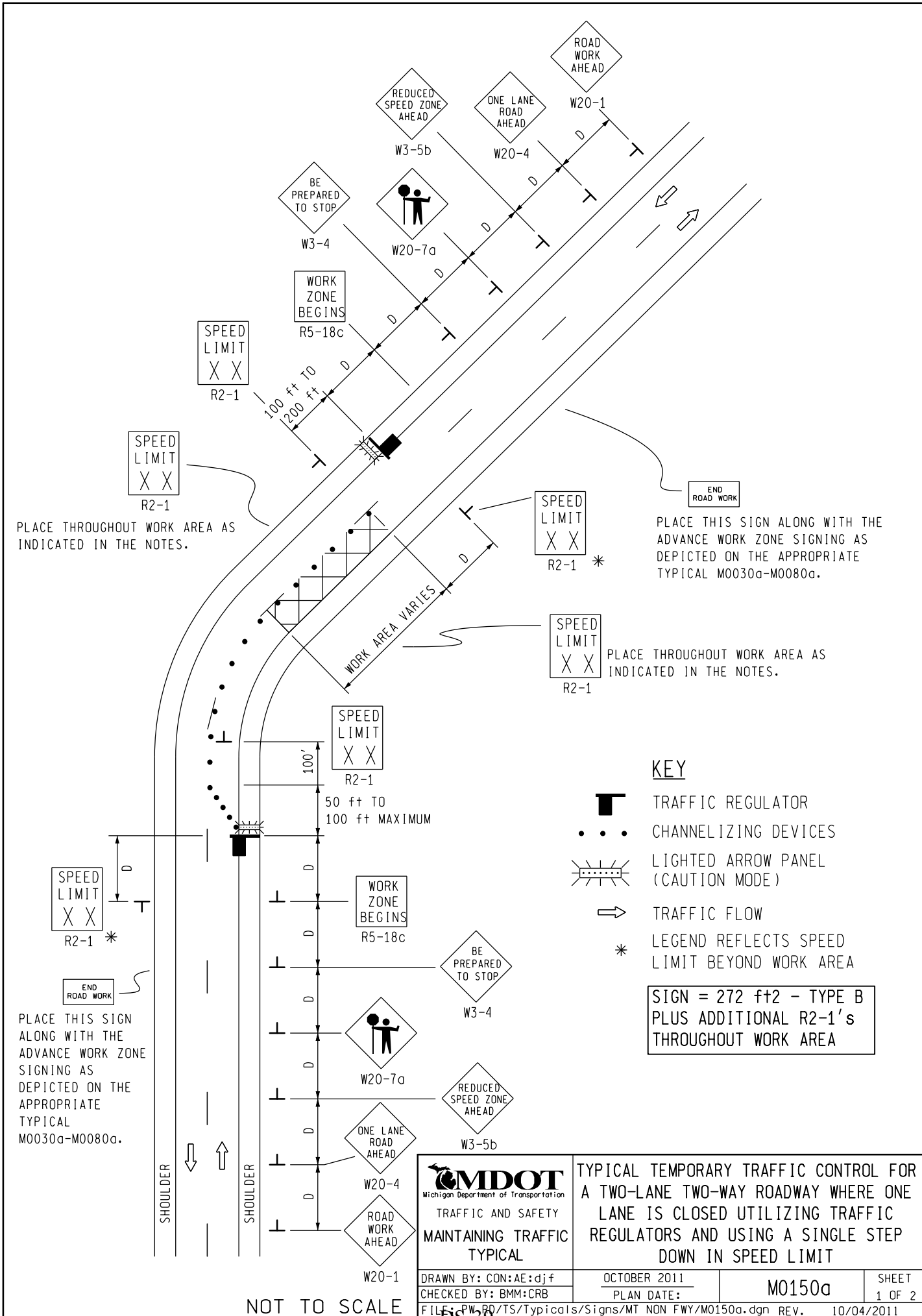
- 1H. D = DISTANCE BETWEEN TRAFFIC CONTROL DEVICES AND LENGTH OF LONGITUDINAL BUFFERS  
SEE **M0020a** FOR "D" VALUES.
2. ALL NON-APPLICABLE SIGNING WITHIN THE CIA SHALL BE MODIFIED TO FIT CONDITIONS, COVERED OR REMOVED.
3. DISTANCES BETWEEN SIGNS, THE VALUES FOR WHICH ARE SHOWN IN TABLE D, ARE APPROXIMATE AND MAY NEED ADJUSTING AS DIRECTED BY THE ENGINEER.
- 3A. THE "WORK ZONE BEGINS" (R5-18c) SIGN SHALL BE USED ONLY IN THE INITIAL SIGNING SEQUENCE IN THE WORK ZONE. SUBSEQUENT SEQUENCES IN THE SAME WORK ZONE SHALL OMIT THIS SIGN AND THE QUANTITIES SHALL BE ADJUSTED APPROPRIATELY.
- 4A. THE MAXIMUM RECOMMENDED DISTANCE(S) BETWEEN CHANNELIZING DEVICES IN THE TAPER AREA(S) SHOULD BE 15 FEET AND SHOULD BE EQUAL IN FEET TO TWICE THE POSTED SPEED IN MILES PER HOUR IN THE PARALLEL AREA(S).
5. FOR OVERNIGHT CLOSURES, TYPE III BARRICADES SHALL BE LIGHTED.
6. WHEN CALLED FOR IN THE FHWA ACCEPTANCE LETTER FOR THE SIGN SYSTEM SELECTED, THE TYPE A WARNING FLASHER, SHOWN ON THE WARNING SIGNS, SHALL BE POSITIONED ON THE SIDE OF THE SIGN NEAREST THE ROADWAY.
7. ALL TEMPORARY SIGNS, TYPE III BARRICADES, THEIR SUPPORT SYSTEMS AND LIGHTING REQUIREMENTS SHALL MEET NCHRP 350 CRASHWORTHLY REQUIREMENTS STIPULATED IN THE CURRENT EDITION OF THE MICHIGAN MANUAL ON UNIFORM TRAFFIC CONTROL DEVICES, THE CURRENT EDITION OF THE STANDARD SPECIFICATIONS FOR CONSTRUCTION, THE STANDARD PLANS AND APPLICABLE SPECIAL PROVISIONS. ONLY DESIGNS AND MATERIALS APPROVED BY MDOT WILL BE ALLOWED.
9. ALL TRAFFIC REGULATORS SHALL BE PROPERLY TRAINED AND SUPERVISED.
- 9A. IN ANY OPERATION INVOLVING MORE THAN ONE TRAFFIC REGULATOR, ONE PERSON SHOULD BE DESIGNATED AS HEAD TRAFFIC REGULATOR.
10. ALL TRAFFIC REGULATORS' CONDUCT, THEIR EQUIPMENT, AND TRAFFIC REGULATING PROCEDURES SHALL CONFORM TO THE CURRENT EDITION OF THE MICHIGAN MANUAL OF UNIFORM TRAFFIC CONTROL DEVICES (MMUTCD) AND THE CURRENT EDITION OF THE MDOT HANDBOOK ENTITLED "TRAFFIC REGULATORS INSTRUCTION MANUAL."
11. WHEN TRAFFIC REGULATING IS ALLOWED DURING THE HOURS OF DARKNESS, APPROPRIATE LIGHTING SHALL BE PROVIDED TO SUFFICIENTLY ILLUMINATE THE TRAFFIC REGULATOR'S STATIONS.
- 12E. THE MAXIMUM DISTANCE BETWEEN THE TRAFFIC REGULATORS SHALL BE NO MORE THAN 2 MILES IN LENGTH UNLESS RESTRICTED FURTHER IN THE SPECIAL PROVISIONS FOR MAINTAINING TRAFFIC. ALL SEQUENCES OF MORE THAN 2 MILES IN LENGTH WILL REQUIRE WRITTEN PERMISSION FROM THE ENGINEER BEFORE PROCEEDING.
13. WHEN INTERSECTING ROADS OR SIGNIFICANT TRAFFIC GENERATORS (SHOPPING CENTERS, MOBILE HOME PARKS, ETC.) OCCUR WITHIN THE ONE-LANE TWO-WAY OPERATION, INTERMEDIATE TRAFFIC REGULATORS AND APPROPRIATE SIGNING SHALL BE PLACED AT THESE LOCATIONS.
14. ADDITIONAL SIGNING AND/OR ELONGATED SIGNING SEQUENCES SHOULD BE USED WHEN TRAFFIC VOLUMES ARE SIGNIFICANT ENOUGH TO CREATE BACKUPS BEYOND THE W3-4 SIGNS.
15. THE HAND HELD (PADDLE) SIGNS REQUIRED BY THE MMUTCD TO CONTROL TRAFFIC WILL BE PAID FOR AS PART OF FLAG CONTROL.
- 28E. THE TRAFFIC REGULATORS SHOULD BE POSITIONED AT OR NEAR THE SIDE OF THE ROAD SO THAT THEY ARE SEEN CLEARLY AT A MINIMUM DISTANCE OF 500 FEET. THIS MAY REQUIRE EXTENDING THE BEGINNING OF THE LANE CLOSURE TO OVERCOME VIEWING PROBLEMS CAUSED BY HILLS AND CURVES.

### SIGN SIZES

DIAMOND WARNING - 48" x 48"  
 R2-1 REGULATORY - 48" x 60"  
 R5-18c REGULATORY - 48" x 48"

NOT TO SCALE

 TRAFFIC AND SAFETY <b>MAINTAINING TRAFFIC          TYPICAL</b>	<b>TYPICAL TEMPORARY TRAFFIC CONTROL FOR          A TWO-LANE TWO-WAY ROADWAY WHERE ONE          LANE IS CLOSED UTILIZING TRAFFIC          REGULATORS, NO SPEED REDUCTION</b>		
DRAWN BY: CON:AE:djf	OCTOBER 2011	<b>M0140a</b>	
CHECKED BY: BMM:CRB	PLAN DATE:		
FILE: PW-RD/TS/Typicals/Signs/MT NON FWY/M0140a.dgn REV. 10/04/2011			








PLACE THROUGHOUT WORK AREA AS INDICATED IN THE NOTES.

PLACE THIS SIGN ALONG WITH THE ADVANCE WORK ZONE SIGNING AS DEPICTED ON THE APPROPRIATE TYPICAL M0030a-M0080a.

PLACE THROUGHOUT WORK AREA AS INDICATED IN THE NOTES.

**KEY**

-  TRAFFIC REGULATOR
-  CHANNELIZING DEVICES
-  LIGHTED ARROW PANEL (CAUTION MODE)
-  TRAFFIC FLOW
-  \* LEGEND REFLECTS SPEED LIMIT BEYOND WORK AREA

SIGN = 272 ft ± 2 - TYPE B PLUS ADDITIONAL R2-1's THROUGHOUT WORK AREA

**MDOT**  
Michigan Department of Transportation  
TRAFFIC AND SAFETY  
MAINTAINING TRAFFIC  
TYPICAL

DRAWN BY: CON:AE:djf	OCTOBER 2011	M0150a	SHEET 1 OF 2
CHECKED BY: BMM:CRB	PLAN DATE:		

FILE: PW-RO/TS/Typicals/Signs/MT NON FWY/M0150a.dgn REV. 10/04/2011

TYPICAL TEMPORARY TRAFFIC CONTROL FOR A TWO-LANE TWO-WAY ROADWAY WHERE ONE LANE IS CLOSED UTILIZING TRAFFIC REGULATORS AND USING A SINGLE STEP DOWN IN SPEED LIMIT

NOT TO SCALE


## NOTES

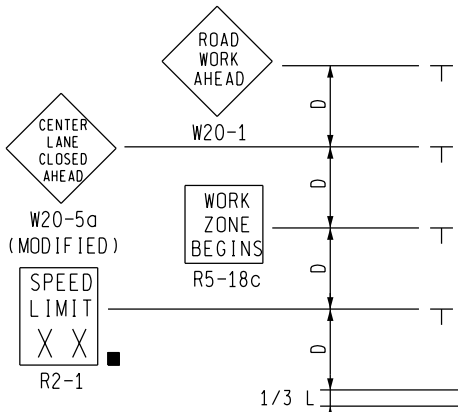
- 1H. D = DISTANCE BETWEEN TRAFFIC CONTROL DEVICES AND LENGTH OF LONGITUDINAL BUFFERS  
SEE M0020a FOR "D" VALUES.
2. ALL NON-APPLICABLE SIGNING WITHIN THE CIA SHALL BE MODIFIED TO FIT CONDITIONS, COVERED OR REMOVED.
3. DISTANCES BETWEEN SIGNS, THE VALUES FOR WHICH ARE SHOWN IN TABLE D, ARE APPROXIMATE AND MAY NEED ADJUSTING AS DIRECTED BY THE ENGINEER.
- 3A. THE "WORK ZONE BEGINS" (R5-18c) SIGN SHALL BE USED ONLY IN THE INITIAL SIGNING SEQUENCE IN THE WORK ZONE. SUBSEQUENT SEQUENCES IN THE SAME WORK ZONE SHALL OMIT THIS SIGN AND THE QUANTITIES SHALL BE ADJUSTED APPROPRIATELY.
- 4A. THE MAXIMUM RECOMMENDED DISTANCE(S) BETWEEN CHANNELIZING DEVICES IN THE TAPER AREA(S) SHOULD BE 15 FEET AND SHOULD BE EQUAL IN FEET TO TWICE THE POSTED SPEED IN MILES PER HOUR IN THE PARALLEL AREA(S).
5. FOR OVERNIGHT CLOSURES, TYPE III BARRICADES SHALL BE LIGHTED.
6. WHEN CALLED FOR IN THE FHWA ACCEPTANCE LETTER FOR THE SIGN SYSTEM SELECTED, THE TYPE A WARNING FLASHER, SHOWN ON THE WARNING SIGNS, SHALL BE POSITIONED ON THE SIDE OF THE SIGN NEAREST THE ROADWAY.
7. ALL TEMPORARY SIGNS, TYPE III BARRICADES, THEIR SUPPORT SYSTEMS AND LIGHTING REQUIREMENTS SHALL MEET NCHRP 350 CRASHWORTHY REQUIREMENTS STIPULATED IN THE CURRENT EDITION OF THE MICHIGAN MANUAL ON UNIFORM TRAFFIC CONTROL DEVICES, THE CURRENT EDITION OF THE STANDARD SPECIFICATIONS FOR CONSTRUCTION, THE STANDARD PLANS AND APPLICABLE SPECIAL PROVISIONS. ONLY DESIGNS AND MATERIALS APPROVED BY MDOT WILL BE ALLOWED.
9. ALL TRAFFIC REGULATORS SHALL BE PROPERLY TRAINED AND SUPERVISED.
- 9A. IN ANY OPERATION INVOLVING MORE THAN ONE TRAFFIC REGULATOR, ONE PERSON SHOULD BE DESIGNATED AS HEAD TRAFFIC REGULATOR.
10. ALL TRAFFIC REGULATORS' CONDUCT, THEIR EQUIPMENT, AND TRAFFIC REGULATING PROCEDURES SHALL CONFORM TO THE CURRENT EDITION OF THE MICHIGAN MANUAL OF UNIFORM TRAFFIC CONTROL DEVICES (MMUTCD) AND THE CURRENT EDITION OF THE MDOT HANDBOOK ENTITLED "TRAFFIC REGULATORS INSTRUCTION MANUAL."
11. WHEN TRAFFIC REGULATING IS ALLOWED DURING THE HOURS OF DARKNESS, APPROPRIATE LIGHTING SHALL BE PROVIDED TO SUFFICIENTLY ILLUMINATE THE TRAFFIC REGULATOR'S STATIONS.
- 12E. THE MAXIMUM DISTANCE BETWEEN THE TRAFFIC REGULATORS SHALL BE NO MORE THAN 2 MILES IN LENGTH UNLESS RESTRICTED FURTHER IN THE SPECIAL PROVISIONS FOR MAINTAINING TRAFFIC. ALL SEQUENCES OF MORE THAN 2 MILES IN LENGTH WILL REQUIRE WRITTEN PERMISSION FROM THE ENGINEER BEFORE PROCEEDING.
13. WHEN INTERSECTING ROADS OR SIGNIFICANT TRAFFIC GENERATORS (SHOPPING CENTERS, MOBILE HOME PARKS, ETC.) OCCUR WITHIN THE ONE-LANE TWO-WAY OPERATION, INTERMEDIATE TRAFFIC REGULATORS AND APPROPRIATE SIGNING SHALL BE PLACED AT THESE LOCATIONS.
14. ADDITIONAL SIGNING AND/OR ELONGATED SIGNING SEQUENCES SHOULD BE USED WHEN TRAFFIC VOLUMES ARE SIGNIFICANT ENOUGH TO CREATE BACKUPS BEYOND THE W3-4 SIGNS.
15. THE HAND HELD (PADDLE) SIGNS REQUIRED BY THE MMUTCD TO CONTROL TRAFFIC WILL BE PAID FOR AS PART OF FLAG CONTROL.
- 16A. ADDITIONAL SPEED LIMIT SIGNS REFLECTING THE REDUCED SPEED SHALL BE PLACED AFTER EACH MAJOR CROSSROAD THAT INTERSECTS THE WORK AREA WHERE THE REDUCED SPEED IS IN EFFECT, AND AT INTERVALS ALONG THE ROADWAY SUCH THAT NO SPEED LIMIT SIGNS REFLECTING THE REDUCED SPEED ARE MORE THAN TWO MILES APART.
- 16B. WHEN REDUCED SPEED LIMITS ARE UTILIZED IN THE WORK AREA, ADDITIONAL SPEED LIMIT SIGNS RETURNING TRAFFIC TO ITS NORMAL SPEED SHALL BE PLACED BEYOND THE LIMITS OF THE REDUCED SPEED AS INDICATED.
- 16E. WHEN EXISTING SPEED LIMITS ARE REDUCED MORE THAN 10 MPH, THE SPEED LIMIT SHALL BE STEPPED DOWN IN NO MORE THAN 10 MPH INCREMENTS.
- 28E. THE TRAFFIC REGULATORS SHOULD BE POSITIONED AT OR NEAR THE SIDE OF THE ROAD SO THAT THEY ARE SEEN CLEARLY AT A MINIMUM DISTANCE OF 500 FEET. THIS MAY REQUIRE EXTENDING THE BEGINNING OF THE LANE CLOSURE TO OVERCOME VIEWING PROBLEMS CAUSED BY HILLS AND CURVES.

### SIGN SIZES

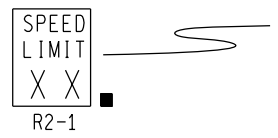
DIAMOND WARNING	- 48" x 48"
RECTANGULAR REGULATORY	- 48" x 60"
R5-18c REGULATORY	- 48" x 48"

NOT TO SCALE

 Michigan Department of Transportation TRAFFIC AND SAFETY <b>MAINTAINING TRAFFIC TYPICAL</b>	TYPICAL TEMPORARY TRAFFIC CONTROL FOR A TWO-LANE TWO-WAY ROADWAY WHERE ONE LANE IS CLOSED UTILIZING TRAFFIC REGULATORS AND USING A SINGLE STEP DOWN IN SPEED LIMIT		
DRAWN BY: CON:AE:djf	OCTOBER 2011	<b>M0150a</b>	SHEET
CHECKED BY: BMM:CRB	PLAN DATE:		2 OF 2
FILE: PW 00/TS/Typicals/Signs/MT NON FWY/M0150a.dgn REV. 10/04/2011			



NO SPEED REDUCTION THIS DIRECTION



PLACE THROUGHOUT WORK AREA AS INDICATED AND AFTER ALL MAJOR CROSSROADS IF PERMANENT SIGNS ARE NOT IN PLACE.

1/2 L

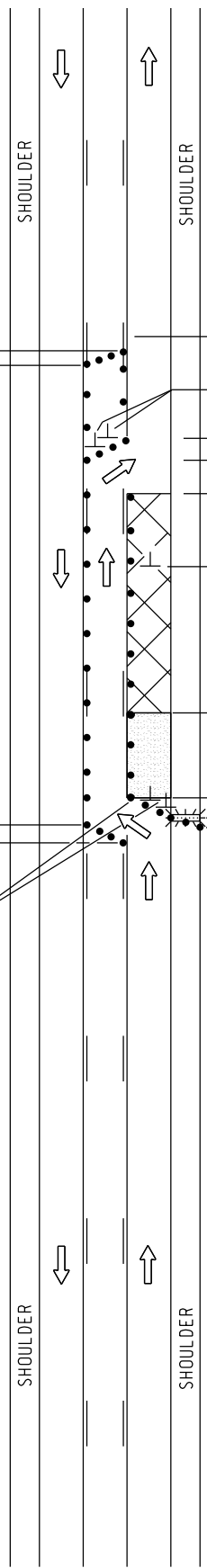


PLACE THIS SIGN ALONG WITH THE ADVANCE WORK ZONE SIGNING AS DEPICTED ON THE APPROPRIATE TYPICAL M0030a-M0050a.

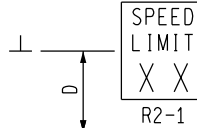
**KEY**

- • • CHANNELIZING DEVICES
- ⚡ LIGHTED ARROW PANEL (CAUTION MODE)
- ➡ TRAFFIC FLOW
- REFLECTS EXISTING SPEED LIMIT

SIGN = 200 ft ± 2 - TYPE B PLUS ADDITIONAL R2-1's THROUGHOUT WORK AREA




PLACE THIS SIGN ALONG WITH THE ADVANCE WORK ZONE SIGNING AS DEPICTED ON THE APPROPRIATE TYPICAL M0030a-M0050a.



LEGEND REFLECTS SPEED LIMIT BEYOND WORK AREA



1/2 L  
1/2 D



WORK AREA VARIES



PLACE THROUGHOUT WORK AREA AS INDICATED IN THE NOTES.

1/2 L  
1/3 L



↑ MAXIMUM 10MPH SPEED REDUCTION THIS DIRECTION

NOT TO SCALE

**MDOT**  
Michigan Department of Transportation  
TRAFFIC AND SAFETY  
MAINTAINING TRAFFIC  
TYPICAL

TYPICAL TEMPORARY TRAFFIC CONTROL FOR CLOSING ONE LANE OF A THREE LANE ROADWAY WITH CLFLTO AND SHIFTING ONE THROUGH LANE INTO THE CLFLTO USING A SINGLE STEP DOWN IN SPEED LIMIT IN ONE DIRECTION ONLY

DRAWN BY: CON:AE:DJF  
CHECKED BY: BMM:CRB

OCTOBER 2011  
PLAN DATE:

M0232a

SHEET  
1 OF 2


## NOTES

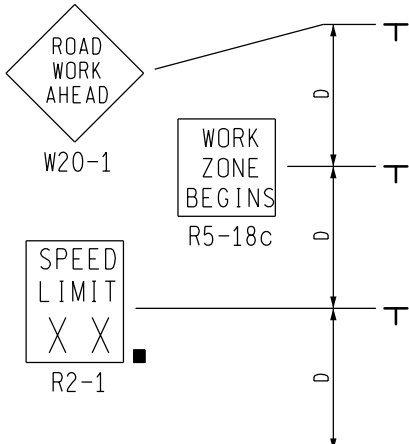
- 1F. D = DISTANCE BETWEEN TRAFFIC CONTROL DEVICES  
 $1/2 L$ , AND  $1/3 L$  = MINIMUM LENGTH OF TAPER  
 B = LENGTH OF LONGITUDINAL BUFFER  
 SEE M0020a FOR "D," "L," AND "B" VALUES
2. ALL NON-APPLICABLE SIGNING WITHIN THE CIA SHALL BE MODIFIED TO FIT CONDITIONS, COVERED OR REMOVED.
3. DISTANCES BETWEEN SIGNS, THE VALUES FOR WHICH ARE SHOWN IN TABLE D, ARE APPROXIMATE AND MAY NEED ADJUSTING AS DIRECTED BY THE ENGINEER.
- 3A. THE "WORK ZONE BEGINS" (R5-18c) SIGN SHALL BE USED ONLY IN THE INITIAL SIGNING SEQUENCE IN THE WORK ZONE. SUBSEQUENT SEQUENCES IN THE SAME WORK ZONE SHALL OMIT THIS SIGN AND THE QUANTITIES SHALL BE ADJUSTED APPROPRIATELY.
- 4E. THE MAXIMUM RECOMMENDED DISTANCE(S) BETWEEN CHANNELIZING DEVICES SHOULD BE EQUAL IN FEET TO THE POSTED SPEED IN MILES PER HOUR ON TAPER(S) AND TWICE THE POSTED SPEED IN THE PARALLEL AREA(S).
5. FOR OVERNIGHT CLOSURES, TYPE III BARRICADES SHALL BE LIGHTED.
6. THE TYPE A WARNING FLASHER SHOWN ON THE WARNING SIGNS SHALL BE POSITIONED ON THE SIDE OF THE SIGN NEAREST THE ROADWAY.
7. ALL TEMPORARY SIGNS, TYPE III BARRICADES, THEIR SUPPORT SYSTEMS AND LIGHTING REQUIREMENTS SHALL MEET NCHRP 350 CRASHWORTHY REQUIREMENTS STIPULATED IN THE CURRENT EDITION OF THE MICHIGAN MANUAL ON UNIFORM TRAFFIC CONTROL DEVICES, THE CURRENT EDITION OF THE STANDARD SPECIFICATIONS FOR CONSTRUCTION, THE STANDARD PLANS AND APPLICABLE SPECIAL PROVISIONS. ONLY DESIGNS AND MATERIALS APPROVED BY MDOT WILL BE ALLOWED.
8. WHEN BUFFER AREAS ARE ESTABLISHED, THERE SHALL BE NO EQUIPMENT OR MATERIALS STORED OR WORK CONDUCTED IN THE BUFFER AREA.
- 16A. ADDITIONAL SPEED LIMIT SIGNS REFLECTING THE REDUCED SPEED SHALL BE PLACED AFTER EACH MAJOR CROSSROAD THAT INTERSECTS THE WORK AREA WHERE THE REDUCED SPEED IS IN EFFECT, AND AT INTERVALS ALONG THE ROADWAY SUCH THAT NO SPEED LIMIT SIGNS REFLECTING THE REDUCED SPEED ARE MORE THAN TWO MILES APART.
- 16B. WHEN REDUCED SPEED LIMITS ARE UTILIZED IN THE WORK AREA, ADDITIONAL SPEED LIMIT SIGNS RETURNING TRAFFIC TO ITS NORMAL SPEED SHALL BE PLACED BEYOND THE LIMITS OF THE REDUCED SPEED AS INDICATED.
- 16E. WHEN EXISTING SPEED LIMITS ARE REDUCED MORE THAN 10 MPH, THE SPEED LIMIT SHALL BE STEPPED DOWN IN NO MORE THAN 10 MPH INCREMENTS.
21. ALL EXISTING PAVEMENT MARKINGS WHICH ARE IN CONFLICT WITH EITHER PROPOSED CHANGES IN TRAFFIC PATTERNS OR PROPOSED TEMPORARY TRAFFIC MARKINGS, SHALL BE REMOVED BEFORE ANY CHANGE IS MADE IN THE TRAFFIC PATTERN. EXCEPTION WILL BE MADE FOR DAYTIME-ONLY TRAFFIC PATTERNS THAT ARE ADEQUATELY DELINEATED BY OTHER TRAFFIC CONTROL DEVICES.

### SIGN SIZES


DIAMOND WARNING	- 48" x 48"
W1-6 WARNING	- 48" x 24"
RECTANGULAR REGULATORY	- 48" x 60"
R5-18c REGULATORY	- 48" x 48"

NOT TO SCALE

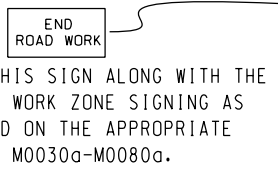
 TRAFFIC AND SAFETY <b>MAINTAINING TRAFFIC TYPICAL</b>		TYPICAL TEMPORARY TRAFFIC CONTROL FOR CLOSING ONE LANE OF A THREE LANE ROADWAY WITH CLFLTO AND SHIFTING ONE THROUGH LANE INTO THE CLFLTO USING A SINGLE STEP DOWN IN SPEED LIMIT IN ONE DIRECTION ONLY	
DRAWN BY: CON:AE:DJF	OCTOBER 2011	<b>M0232a</b>	SHEET
CHECKED BY: BMM:CRB	PLAN DATE:		2 OF 2
FILE: PW: RD/T&S/Typicals/Signs/MT/MT NonFwy/M0232a REV. 10/18/2011			



NO SPEED REDUCTION THIS DIRECTION



PLACE THROUGHOUT WORK AREA AS INDICATED AND AFTER ALL MAJOR CROSSROADS IF PERMANENT SIGNS ARE NOT IN PLACE.

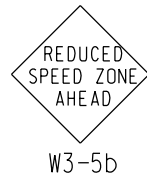
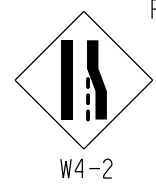
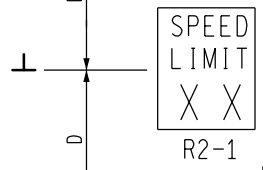
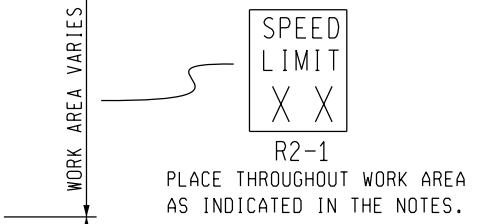
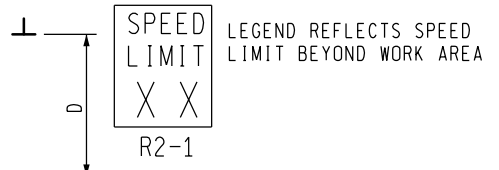
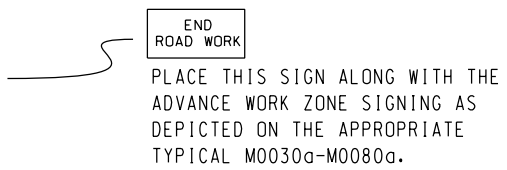
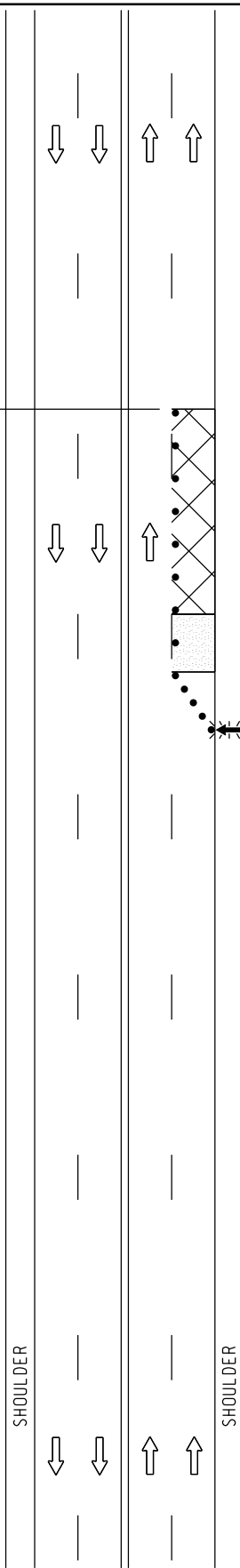


PLACE THIS SIGN ALONG WITH THE ADVANCE WORK ZONE SIGNING AS DEPICTED ON THE APPROPRIATE TYPICAL M0030a-M0080a.

**KEY**

- • • CHANNELIZING DEVICES
- ← LIGHTED ARROW PANEL
- TRAFFIC FLOW
- REFLECTS EXISTING SPEED LIMIT

SIGN = 172 f+2 - TYPE B PLUS ADDITIONAL R2-1's THROUGHOUT WORK AREA



↑ MAXIMUM 10MPH SPEED REDUCTION THIS DIRECTION

**MDOT**  
Michigan Department of Transportation  
TRAFFIC AND SAFETY  
MAINTAINING TRAFFIC  
TYPICAL

TYPICAL TEMPORARY TRAFFIC CONTROL FOR A ONE-LANE CLOSURE ON AN UNDIVIDED MULTI-LANE ROADWAY USING A SINGLE STEP DOWN IN SPEED LIMIT IN ONE DIRECTION ONLY

DRAWN BY: CON:AE:djf  
CHECKED BY: BMM:CRB

OCTOBER 2011  
PLAN DATE:

M0250a

SHEET  
1 OF 2

NOT TO SCALE


## NOTES

- 1B. D = DISTANCE BETWEEN TRAFFIC CONTROL DEVICES  
L = MINIMUM LENGTH OF TAPER  
B = LENGTH OF LONGITUDINAL BUFFER  
SEE M0020a FOR "D," "L," AND "B" VALUES
- 2. ALL NON-APPLICABLE SIGNING WITHIN THE CIA SHALL BE MODIFIED TO FIT CONDITIONS, COVERED OR REMOVED.
- 3. DISTANCES BETWEEN SIGNS, THE VALUES FOR WHICH ARE SHOWN IN TABLE D, ARE APPROXIMATE AND MAY NEED ADJUSTING AS DIRECTED BY THE ENGINEER.
- 3A. THE "WORK ZONE BEGINS" (R5-18c) SIGN SHALL BE USED ONLY IN THE INITIAL SIGNING SEQUENCE IN THE WORK ZONE. SUBSEQUENT SEQUENCES IN THE SAME WORK ZONE SHALL OMIT THIS SIGN AND THE QUANTITIES SHALL BE ADJUSTED APPROPRIATELY.
- 4E. THE MAXIMUM RECOMMENDED DISTANCE(S) BETWEEN CHANNELIZING DEVICES SHOULD BE EQUAL IN FEET TO THE POSTED SPEED IN MILES PER HOUR ON TAPER(S) AND TWICE THE POSTED SPEED IN THE PARALLEL AREA(S).
- 5. FOR OVERNIGHT CLOSURES, TYPE III BARRICADES SHALL BE LIGHTED.
- 6. WHEN CALLED FOR IN THE FHWA ACCEPTANCE LETTER FOR THE SIGN SYSTEM SELECTED, THE TYPE A WARNING FLASHER, SHOWN ON THE WARNING SIGNS, SHALL BE POSITIONED ON THE SIDE OF THE SIGN NEAREST THE ROADWAY.
- 7. ALL TEMPORARY SIGNS, TYPE III BARRICADES, THEIR SUPPORT SYSTEMS AND LIGHTING REQUIREMENTS SHALL MEET NCHRP 350 CRASHWORTHY REQUIREMENTS STIPULATED IN THE CURRENT EDITION OF THE MICHIGAN MANUAL ON UNIFORM TRAFFIC CONTROL DEVICES, THE CURRENT EDITION OF THE STANDARD SPECIFICATIONS FOR CONSTRUCTION, THE STANDARD PLANS AND APPLICABLE SPECIAL PROVISIONS. ONLY DESIGNS AND MATERIALS APPROVED BY MDOT WILL BE ALLOWED.
- 8. WHEN BUFFER AREAS ARE ESTABLISHED, THERE SHALL BE NO EQUIPMENT OR MATERIALS STORED OR WORK CONDUCTED IN THE BUFFER AREA.
- 16A. ADDITIONAL SPEED LIMIT SIGNS REFLECTING THE REDUCED SPEED SHALL BE PLACED AFTER EACH MAJOR CROSSROAD THAT INTERSECTS THE WORK AREA WHERE THE REDUCED SPEED IS IN EFFECT, AND AT INTERVALS ALONG THE ROADWAY SUCH THAT NO SPEED LIMIT SIGNS REFLECTING THE REDUCED SPEED ARE MORE THAN TWO MILES APART.
- 16B. WHEN REDUCED SPEED LIMITS ARE UTILIZED IN THE WORK AREA, ADDITIONAL SPEED LIMIT SIGNS RETURNING TRAFFIC TO ITS NORMAL SPEED SHALL BE PLACED BEYOND THE LIMITS OF THE REDUCED SPEED AS INDICATED.
- 16E. WHEN EXISTING SPEED LIMITS ARE REDUCED MORE THAN 10 MPH, THE SPEED LIMIT SHALL BE STEPPED DOWN IN NO MORE THAN 10 MPH INCREMENTS.
- 21. ALL EXISTING PAVEMENT MARKINGS WHICH ARE IN CONFLICT WITH EITHER PROPOSED CHANGES IN TRAFFIC PATTERNS OR PROPOSED TEMPORARY TRAFFIC MARKINGS, SHALL BE REMOVED BEFORE ANY CHANGE IS MADE IN THE TRAFFIC PATTERN. EXCEPTION WILL BE MADE FOR DAYTIME-ONLY TRAFFIC PATTERNS THAT ARE ADEQUATELY DELINEATED BY OTHER TRAFFIC CONTROL DEVICES.
- 26. THE LIGHTED ARROW PANEL SHALL BE LOCATED AT THE BEGINNING OF THE TAPER AS SHOWN. WHEN PHYSICAL LIMITATIONS RESTRICT ITS PLACEMENT AS INDICATED, THEN IT SHALL BE PLACED AS CLOSE TO THE BEGINNING OF THE TAPER AS POSSIBLE.

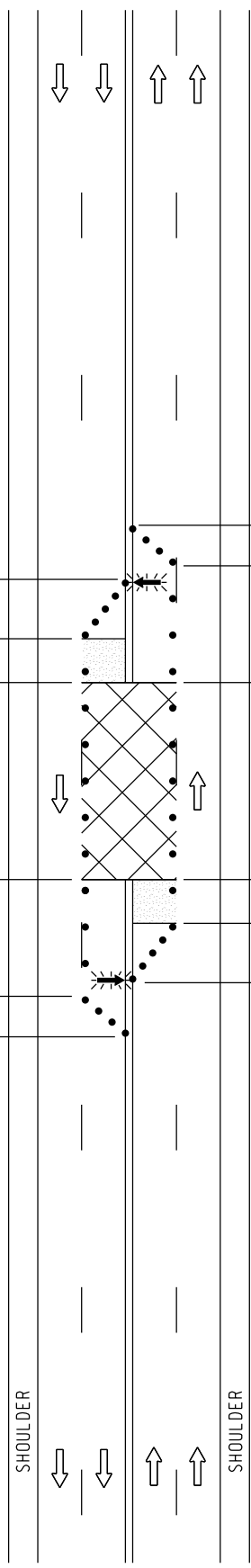
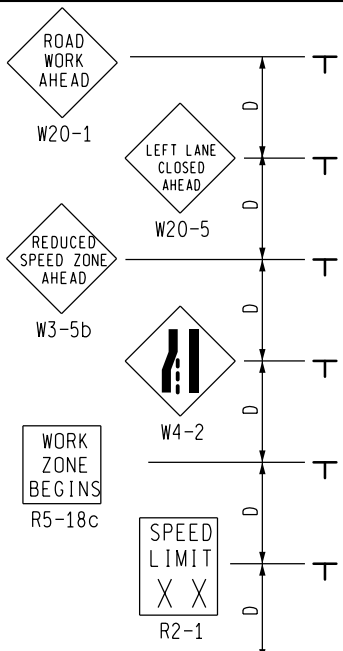
### SIGN SIZES

DIAMOND WARNING - 48" x 48"  
 RECTANGULAR REGULATORY - 48" x 60"  
 R5-18c REGULATORY - 48" x 48"

NOT TO SCALE

 TRAFFIC AND SAFETY MAINTAINING TRAFFIC TYPICAL	TYPICAL TEMPORARY TRAFFIC CONTROL FOR A ONE-LANE CLOSURE ON AN UNDIVIDED MULTI-LANE ROADWAY USING A SINGLE STEP DOWN IN SPEED LIMIT IN ONE DIRECTION ONLY		
DRAWN BY: CON:AE:djf	OCTOBER 2011	M0250a	SHEET
CHECKED BY: BMM:CRB	PLAN DATE:		2 OF 2
FILE: PW RD/TS/Typicals/Signs/MT NON FWY/M0250a.dgn REV. 10/11/2011			





PLACE THIS SIGN ALONG WITH THE ADVANCE WORK ZONE SIGNING AS DEPICTED ON THE APPROPRIATE TYPICAL M0030a-M0080a.

END ROAD WORK

SPEED LIMIT XX R2-1

PLACE THROUGHOUT WORK AREA AS INDICATED IN THE NOTES.

100 ft MINIMUM

SPEED LIMIT XX R2-1

PLACE THROUGHOUT WORK AREA AS INDICATED IN THE NOTES.

SPEED LIMIT XX R2-1

PLACE THROUGHOUT WORK AREA AS INDICATED IN THE NOTES.

LEGEND REFLECTS SPEED LIMIT BEYOND WORK AREA

SPEED LIMIT XX R2-1

END ROAD WORK

PLACE THIS SIGN ALONG WITH THE ADVANCE WORK ZONE SIGNING AS DEPICTED ON THE APPROPRIATE TYPICAL M0030a-M0080a.

**KEY**

- • • CHANNELIZING DEVICES
- ← LIGHTED ARROW PANEL
- ⇒ TRAFFIC FLOW

SIGN = 240 ft±2 - TYPE B PLUS ADDITIONAL R2-1's THROUGHOUT WORK AREA

**MDOT**  
Michigan Department of Transportation  
TRAFFIC AND SAFETY  
MAINTAINING TRAFFIC  
TYPICAL

TYPICAL TEMPORARY TRAFFIC CONTROL FOR CLOSING THE CENTER TWO LANES OF A MULTI-LANE UNDIVIDED ROADWAY, (NO CLFLT0) USING A SINGLE STEP DOWN IN SPEED LIMIT

DRAWN BY: CON:AE:djf	OCTOBER 2011	M0280a	SHEET 1 OF 2
CHECKED BY: BMM:CRB	PLAN DATE:		
FILE: PW/PB/TS/Typicals/Signs/MT NON FWY/M0280a.dgn REV. 10/12/2011			

NOT TO SCALE


## NOTES

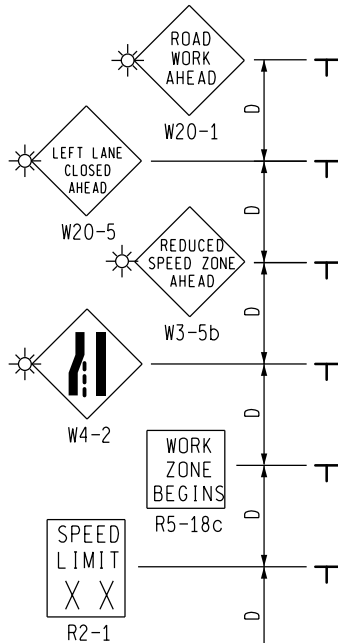
- 1B. D = DISTANCE BETWEEN TRAFFIC CONTROL DEVICES  
 L = MINIMUM LENGTH OF TAPER  
 B = LENGTH OF LONGITUDINAL BUFFER  
 SEE M0020a FOR "D," "L," AND "B" VALUES
2. ALL NON-APPLICABLE SIGNING WITHIN THE CIA SHALL BE MODIFIED TO FIT CONDITIONS, COVERED OR REMOVED.
3. DISTANCES BETWEEN SIGNS, THE VALUES FOR WHICH ARE SHOWN IN TABLE D, ARE APPROXIMATE AND MAY NEED ADJUSTING AS DIRECTED BY THE ENGINEER.
- 3A. THE "WORK ZONE BEGINS" (R5-18c) SIGN SHALL BE USED ONLY IN THE INITIAL SIGNING SEQUENCE IN THE WORK ZONE. SUBSEQUENT SEQUENCES IN THE SAME WORK ZONE SHALL OMIT THIS SIGN AND THE QUANTITIES SHALL BE ADJUSTED APPROPRIATELY.
- 4B. THE MAXIMUM RECOMMENDED DISTANCE(S) BETWEEN CHANNELIZING DEVICES SHOULD BE EQUAL IN FEET TO THE POSTED SPEED IN MILES PER HOUR ON MERGING TAPER(S), TWICE THE POSTED SPEED IN THE PARALLEL AREA(S), AND 25 FEET IN THE DOWNSTREAM TAPER AREA(S).
5. FOR OVERNIGHT CLOSURES, TYPE III BARRICADES SHALL BE LIGHTED.
6. WHEN CALLED FOR IN THE FHWA ACCEPTANCE LETTER FOR THE SIGN SYSTEM SELECTED, THE TYPE A WARNING FLASHER, SHOWN ON THE WARNING SIGNS, SHALL BE POSITIONED ON THE SIDE OF THE SIGN NEAREST THE ROADWAY.
7. ALL TEMPORARY SIGNS, TYPE III BARRICADES, THEIR SUPPORT SYSTEMS AND LIGHTING REQUIREMENTS SHALL MEET NCHRP 350 CRASHWORTHLY REQUIREMENTS STIPULATED IN THE CURRENT EDITION OF THE MICHIGAN MANUAL ON UNIFORM TRAFFIC CONTROL DEVICES, THE CURRENT EDITION OF THE STANDARD SPECIFICATIONS FOR CONSTRUCTION, THE STANDARD PLANS AND APPLICABLE SPECIAL PROVISIONS. ONLY DESIGNS AND MATERIALS APPROVED BY MDOT WILL BE ALLOWED.
8. WHEN BUFFER AREAS ARE ESTABLISHED, THERE SHALL BE NO EQUIPMENT OR MATERIALS STORED OR WORK CONDUCTED IN THE BUFFER AREA.
- 16A. ADDITIONAL SPEED LIMIT SIGNS REFLECTING THE REDUCED SPEED SHALL BE PLACED AFTER EACH MAJOR CROSSROAD THAT INTERSECTS THE WORK AREA WHERE THE REDUCED SPEED IS IN EFFECT, AND AT INTERVALS ALONG THE ROADWAY SUCH THAT NO SPEED LIMIT SIGNS REFLECTING THE REDUCED SPEED ARE MORE THAN TWO MILES APART.
- 16B. WHEN REDUCED SPEED LIMITS ARE UTILIZED IN THE WORK AREA, ADDITIONAL SPEED LIMIT SIGNS RETURNING TRAFFIC TO ITS NORMAL SPEED SHALL BE PLACED BEYOND THE LIMITS OF THE REDUCED SPEED AS INDICATED.
- 16E. WHEN EXISTING SPEED LIMITS ARE REDUCED MORE THAN 10 MPH, THE SPEED LIMIT SHALL BE STEPPED DOWN IN NO MORE THAN 10 MPH INCREMENTS.
21. ALL EXISTING PAVEMENT MARKINGS WHICH ARE IN CONFLICT WITH EITHER PROPOSED CHANGES IN TRAFFIC PATTERNS OR PROPOSED TEMPORARY TRAFFIC MARKINGS, SHALL BE REMOVED BEFORE ANY CHANGE IS MADE IN THE TRAFFIC PATTERN. EXCEPTION WILL BE MADE FOR DAYTIME-ONLY TRAFFIC PATTERNS THAT ARE ADEQUATELY DELINEATED BY OTHER TRAFFIC CONTROL DEVICES.
- 26C. THE LIGHTED ARROW PANEL SHALL BE LOCATED AT THE BEGINNING OF THE MERGING TAPER AS SHOWN. WHEN PHYSICAL LIMITATIONS RESTRICT ITS PLACEMENT AS INDICATED, THEN IT SHALL BE PLACED AS CLOSE TO THE BEGINNING OF THE MERGING TAPER AS POSSIBLE.

### SIGN SIZES

DIAMOND WARNING - 48" x 48"  
 RECTANGULAR REGULATORY - 48" x 60"  
 R5-18c REGULATORY - 48" x 48"

NOT TO SCALE

 TRAFFIC AND SAFETY <b>MAINTAINING TRAFFIC TYPICAL</b>	<b>TYPICAL TEMPORARY TRAFFIC CONTROL FOR CLOSING THE CENTER TWO LANES OF A MULTI-LANE UNDIVIDED ROADWAY, (NO CLFLT0) USING A SINGLE STEP DOWN IN SPEED LIMIT</b>		
DRAWN BY: CON:AE:djf	OCTOBER 2011	M0280a	SHEET
CHECKED BY: BMM:CRB	PLAN DATE:		2 OF 2
FILE: PW/PD/TS/Typicals/Signs/MT NON FWY/M0280a.dgn REV. 10/12/2011			



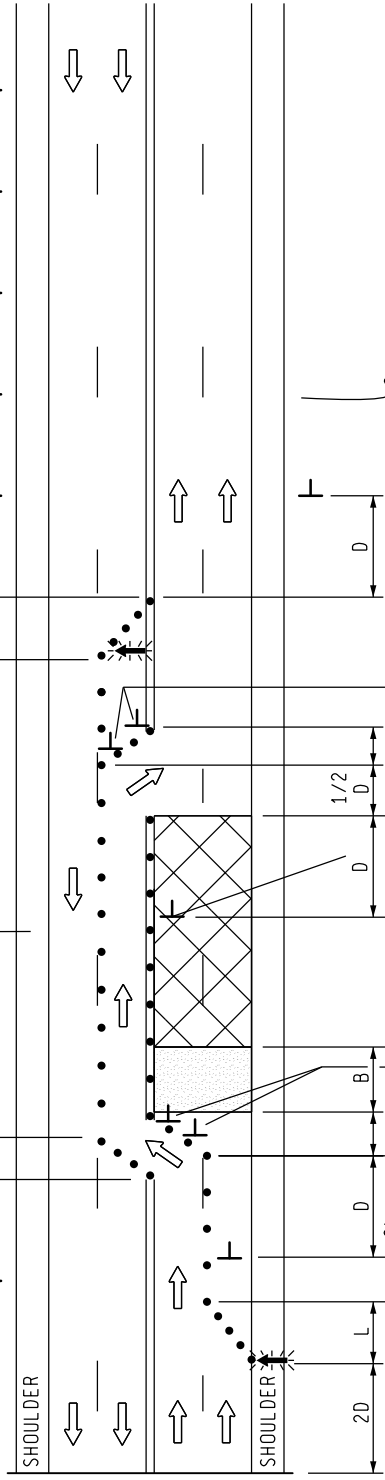
**KEY**

- • • CHANNELIZING DEVICES
- ← LIGHTED ARROW PANEL
- ☀ TYPE A WARNING FLASHER (REQUIRED)
- ⇒ TRAFFIC FLOW

SIGN = 304 f+2 - TYPE B PLUS ADDITIONAL R2-1's THROUGHOUT WORK AREA

PLACE THIS SIGN ALONG WITH THE ADVANCE WORK ZONE SIGNING AS DEPICTED ON THE APPROPRIATE TYPICAL M0030a-M0080a.

LEGEND REFLECTS SPEED LIMIT BEYOND WORK AREA



PLACE THROUGHOUT WORK AREA AS INDICATED IN THE NOTES.

PLACE THROUGHOUT WORK AREA AS INDICATED IN THE NOTES.

LEGEND REFLECTS SPEED LIMIT BEYOND WORK AREA

A MATCH A

**MDOT**  
Michigan Department of Transportation  
TRAFFIC AND SAFETY  
MAINTAINING TRAFFIC  
TYPICAL

TYPICAL TEMPORARY TRAFFIC CONTROL  
FOR CLOSING ONE-HALF OF A FOUR-LANE  
UNDIVIDED ROADWAY USING A SINGLE  
STEP DOWN IN SPEED LIMIT

DRAWN BY: CON:AE:djf  
CHECKED BY: BMM:CRB

OCTOBER 2011  
PLAN DATE:

M0310a

SHEET  
1 OF 3

NOT TO SCALE

FILE: k:\DGN-TSR-STD5-ENGLISH-MNTTRF-M0310a.dgn

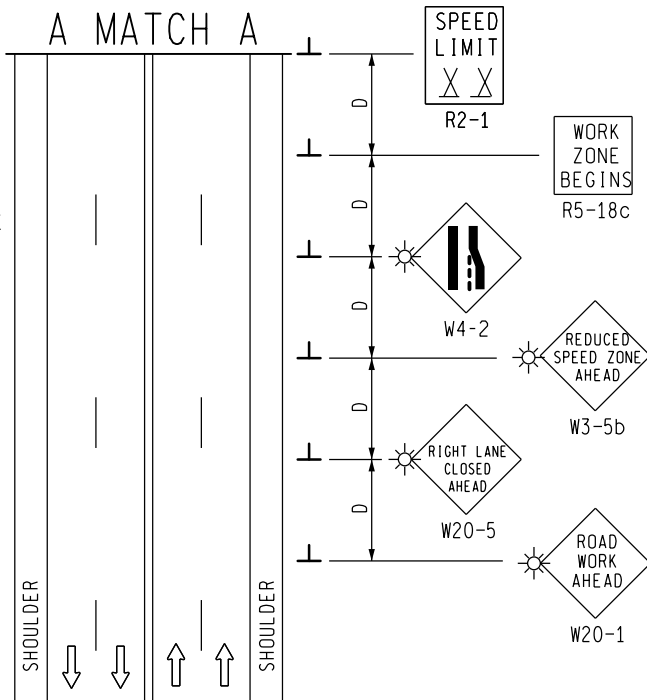
REV. 10/18/2011

DS-47

# A MATCH A

PLACE THIS SIGN ALONG WITH THE ADVANCE WORK ZONE SIGNING AS DEPICTED ON THE APPROPRIATE TYPICAL M0030a-M0080a.

END ROAD WORK



<p>TRAFFIC AND SAFETY MAINTAINING TRAFFIC TYPICAL</p>	<p>TYPICAL TEMPORARY TRAFFIC CONTROL FOR CLOSING ONE-HALF OF A FOUR-LANE UNDIVIDED ROADWAY USING A SINGLE STEP DOWN IN SPEED LIMIT</p>	
	<p>DRAWN BY: CON:AE:djf CHECKED BY: BMM:CRB</p>	<p>OCTOBER 2011 PLAN DATE:</p>
<p>FILE: K:\DGN-TSR-STDS-ENGLISH-MNTTRF-M0310a.dgn REV. 10/18/2011</p>		

NOT TO SCALE

DS-48


## NOTES

- 1C. D = DISTANCE BETWEEN TRAFFIC CONTROL DEVICES  
L & 1/2 L = MINIMUM LENGTH OF TAPER  
B = LENGTH OF LONGITUDINAL BUFFER  
SEE **M0020a** FOR "D," "L," AND "B" VALUES
2. ALL NON-APPLICABLE SIGNING WITHIN THE CIA SHALL BE MODIFIED TO FIT CONDITIONS, COVERED OR REMOVED.
3. DISTANCES BETWEEN SIGNS, THE VALUES FOR WHICH ARE SHOWN IN TABLE D, ARE APPROXIMATE AND MAY NEED ADJUSTING AS DIRECTED BY THE ENGINEER.
- 3A. THE "WORK ZONE BEGINS" (R5-18c) SIGN SHALL BE USED ONLY IN THE INITIAL SIGNING SEQUENCE IN THE WORK ZONE. SUBSEQUENT SEQUENCES IN THE SAME WORK ZONE SHALL OMIT THIS SIGN AND THE QUANTITIES SHALL BE ADJUSTED APPROPRIATELY.
- 4E. THE MAXIMUM RECOMMENDED DISTANCE(S) BETWEEN CHANNELIZING DEVICES SHOULD BE EQUAL IN FEET TO THE POSTED SPEED IN MILES PER HOUR ON TAPER(S) AND TWICE THE POSTED SPEED IN THE PARALLEL AREA(S).
5. FOR OVERNIGHT CLOSURES, TYPE III BARRICADES SHALL BE LIGHTED.
6. THE TYPE A WARNING FLASHER SHOWN ON THE WARNING SIGNS SHALL BE POSITIONED ON THE SIDE OF THE SIGN NEAREST THE ROADWAY.
7. ALL TEMPORARY SIGNS, TYPE III BARRICADES, THEIR SUPPORT SYSTEMS AND LIGHTING REQUIREMENTS SHALL MEET NCHRP 350 CRASHWORTHY REQUIREMENTS STIPULATED IN THE CURRENT EDITION OF THE MICHIGAN MANUAL ON UNIFORM TRAFFIC CONTROL DEVICES, THE CURRENT EDITION OF THE STANDARD SPECIFICATIONS FOR CONSTRUCTION, THE STANDARD PLANS AND APPLICABLE SPECIAL PROVISIONS. ONLY DESIGNS AND MATERIALS APPROVED BY MDOT WILL BE ALLOWED.
8. WHEN BUFFER AREAS ARE ESTABLISHED, THERE SHALL BE NO EQUIPMENT OR MATERIALS STORED OR WORK CONDUCTED IN THE BUFFER AREA.
- 16A. ADDITIONAL SPEED LIMIT SIGNS REFLECTING THE REDUCED SPEED SHALL BE PLACED AFTER EACH MAJOR CROSSROAD THAT INTERSECTS THE WORK AREA WHERE THE REDUCED SPEED IS IN EFFECT, AND AT INTERVALS ALONG THE ROADWAY SUCH THAT NO SPEED LIMIT SIGNS REFLECTING THE REDUCED SPEED ARE MORE THAN TWO MILES APART.
- 16B. WHEN REDUCED SPEED LIMITS ARE UTILIZED IN THE WORK AREA, ADDITIONAL SPEED LIMIT SIGNS RETURNING TRAFFIC TO ITS NORMAL SPEED SHALL BE PLACED BEYOND THE LIMITS OF THE REDUCED SPEED AS INDICATED.
- 16E. WHEN EXISTING SPEED LIMITS ARE REDUCED MORE THAN 10 MPH, THE SPEED LIMIT SHALL BE STEPPED DOWN IN NO MORE THAN 10 MPH INCREMENTS.
21. ALL EXISTING PAVEMENT MARKINGS WHICH ARE IN CONFLICT WITH EITHER PROPOSED CHANGES IN TRAFFIC PATTERNS OR PROPOSED TEMPORARY TRAFFIC MARKINGS, SHALL BE REMOVED BEFORE ANY CHANGE IS MADE IN THE TRAFFIC PATTERN. EXCEPTION WILL BE MADE FOR DAYTIME-ONLY TRAFFIC PATTERNS THAT ARE ADEQUATELY DELINEATED BY OTHER TRAFFIC CONTROL DEVICES.
26. THE LIGHTED ARROW PANEL SHALL BE LOCATED AT THE BEGINNING OF THE TAPER AS SHOWN. WHEN PHYSICAL LIMITATIONS RESTRICT ITS PLACEMENT AS INDICATED, THEN IT SHALL BE PLACED AS CLOSE TO THE BEGINNING OF THE TAPER AS POSSIBLE.

### SIGN SIZES

DIAMOND WARNING	- 48" x 48"
W1-6 WARNING	- 48" x 24"
RECTANGULAR REGULATORY	- 48" x 60"
R5-18c REGULATORY	- 48" x 48"

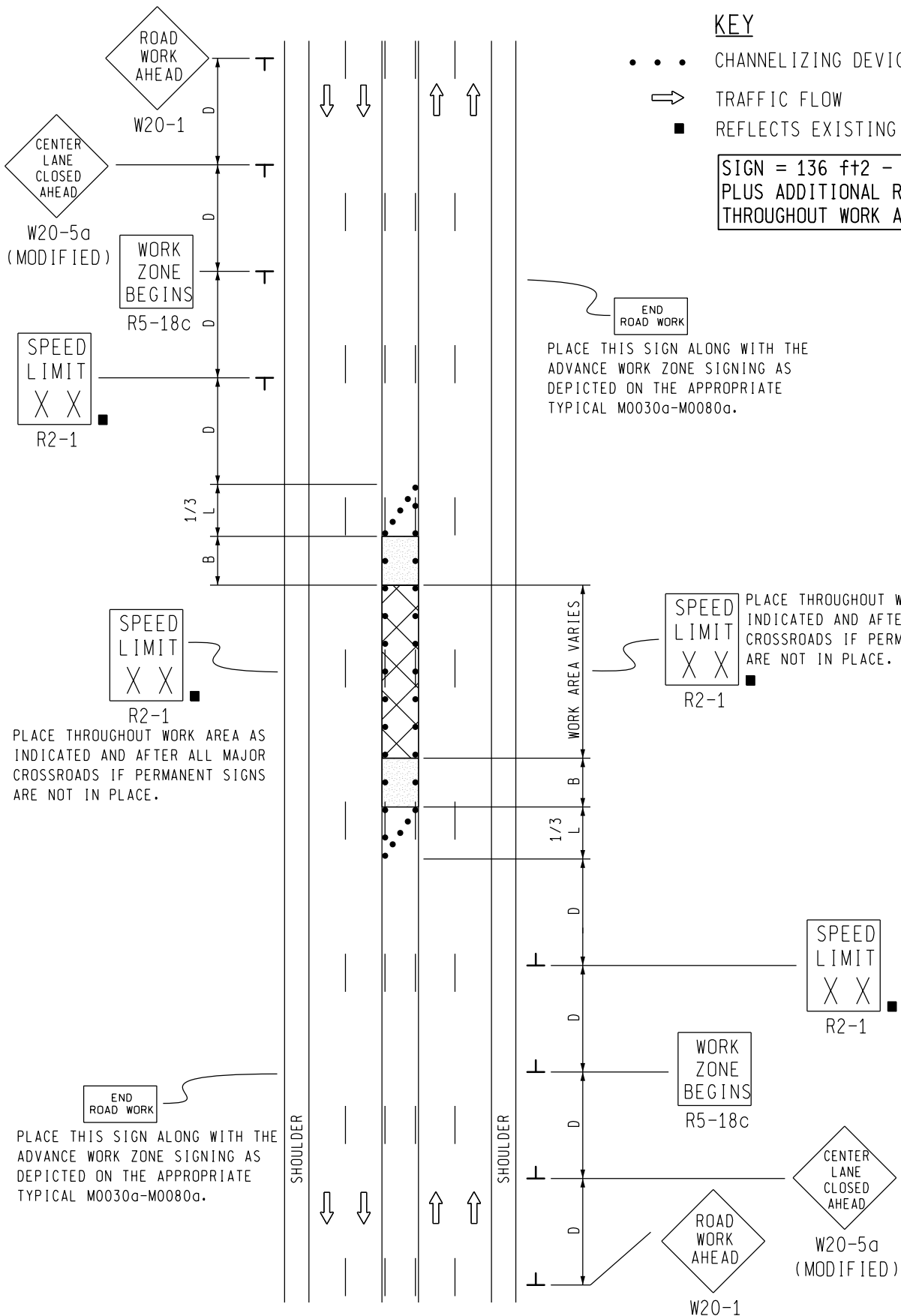
NOT TO SCALE

 TRAFFIC AND SAFETY <b>MAINTAINING TRAFFIC TYPICAL</b>	<b>TYPICAL TEMPORARY TRAFFIC CONTROL FOR CLOSING ONE-HALF OF A FOUR-LANE UNDIVIDED ROADWAY USING A SINGLE STEP DOWN IN SPEED LIMIT</b>	
	DRAWN BY: CON:AE:djf CHECKED BY: BMM:CRB	OCTOBER 2011 PLAN DATE:
FILE: K:\OSN-TSR-STD5-ENGLISH-MNTTRF-M0310a.dgn      REV. 10/18/2011		

**KEY**

- • • CHANNELIZING DEVICES
- ⇒ TRAFFIC FLOW
- REFLECTS EXISTING SPEED LIMIT

SIGN = 136 f+2 - TYPE B PLUS ADDITIONAL R2-1's THROUGHOUT WORK AREA



END ROAD WORK  
PLACE THIS SIGN ALONG WITH THE ADVANCE WORK ZONE SIGNING AS DEPICTED ON THE APPROPRIATE TYPICAL M0030a-M0080a.

SPEED LIMIT XX R2-1  
PLACE THROUGHOUT WORK AREA AS INDICATED AND AFTER ALL MAJOR CROSSROADS IF PERMANENT SIGNS ARE NOT IN PLACE.

SPEED LIMIT XX R2-1  
PLACE THROUGHOUT WORK AREA AS INDICATED AND AFTER ALL MAJOR CROSSROADS IF PERMANENT SIGNS ARE NOT IN PLACE.

END ROAD WORK  
PLACE THIS SIGN ALONG WITH THE ADVANCE WORK ZONE SIGNING AS DEPICTED ON THE APPROPRIATE TYPICAL M0030a-M0080a.

<p>TRAFFIC AND SAFETY MAINTAINING TRAFFIC TYPICAL</p>		<p>TYPICAL TEMPORARY TRAFFIC CONTROL FOR A CENTER-LANE FOR LEFT TURN ONLY CLOSURE ON A MULTI-LANE UNDIVIDED ROADWAY, WORKERS NOT PRESENT NO SPEED REDUCTION</p>	
		<p>DRAWN BY: CON:AE:djf CHECKED BY: BMM:CRB</p>	<p>OCTOBER 2011 PLAN DATE:</p>
<p>FILE: PW-RR/TS/Typicals/Signs/MT NON FWY/M0330a.dgn REV. 10/18/2011</p>			

NOT TO SCALE


## NOTES

1. D = DISTANCE BETWEEN TRAFFIC CONTROL DEVICES  
 $1/3 L$  = MINIMUM LENGTH OF TAPER  
 B = LENGTH OF LONGITUDINAL BUFFER  
 SEE M0020a FOR "D," "L," AND "B" VALUES
2. ALL NON-APPLICABLE SIGNING WITHIN THE CIA SHALL BE MODIFIED TO FIT CONDITIONS, COVERED OR REMOVED.
3. DISTANCES BETWEEN SIGNS, THE VALUES FOR WHICH ARE SHOWN IN TABLE D, ARE APPROXIMATE AND MAY NEED ADJUSTING AS DIRECTED BY THE ENGINEER.
- 3A. THE "WORK ZONE BEGINS" (R5-18c) SIGN SHALL BE USED ONLY IN THE INITIAL SIGNING SEQUENCE IN THE WORK ZONE. SUBSEQUENT SEQUENCES IN THE SAME WORK ZONE SHALL OMIT THIS SIGN AND THE QUANTITIES SHALL BE ADJUSTED APPROPRIATELY.
- 4E. THE MAXIMUM RECOMMENDED DISTANCE(S) BETWEEN CHANNELIZING DEVICES SHOULD BE EQUAL IN FEET TO THE POSTED SPEED IN MILES PER HOUR ON TAPER(S) AND TWICE THE POSTED SPEED IN THE PARALLEL AREA(S).
5. FOR OVERNIGHT CLOSURES, TYPE III BARRICADES SHALL BE LIGHTED.
6. WHEN CALLED FOR IN THE FHWA ACCEPTANCE LETTER FOR THE SIGN SYSTEM SELECTED, THE TYPE A WARNING FLASHER, SHOWN ON THE WARNING SIGNS, SHALL BE POSITIONED ON THE SIDE OF THE SIGN NEAREST THE ROADWAY.
7. ALL TEMPORARY SIGNS, TYPE III BARRICADES, THEIR SUPPORT SYSTEMS AND LIGHTING REQUIREMENTS SHALL MEET NCHRP 350 CRASHWORTHLY REQUIREMENTS STIPULATED IN THE CURRENT EDITION OF THE MICHIGAN MANUAL ON UNIFORM TRAFFIC CONTROL DEVICES, THE CURRENT EDITION OF THE STANDARD SPECIFICATIONS FOR CONSTRUCTION, THE STANDARD PLANS AND APPLICABLE SPECIAL PROVISIONS. ONLY DESIGNS AND MATERIALS APPROVED BY MDOT WILL BE ALLOWED.
8. WHEN BUFFER AREAS ARE ESTABLISHED, THERE SHALL BE NO EQUIPMENT OR MATERIALS STORED OR WORK CONDUCTED IN THE BUFFER AREA.
- 25A. THIS SEQUENCE SHOULD ONLY BE USED WHEN WORKERS ARE NOT PRESENT, E.G., FOR CURING CONCRETE OVERNIGHT, ETC. WHEN WORK IS BEING CONDUCTED IN THE CENTER LANE, AN ADJACENT LANE (IN ONE OR BOTH DIRECTIONS) SHOULD ALSO BE CLOSED UTILIZING THE APPROPRIATE TYPICAL SIGNING SEQUENCE.

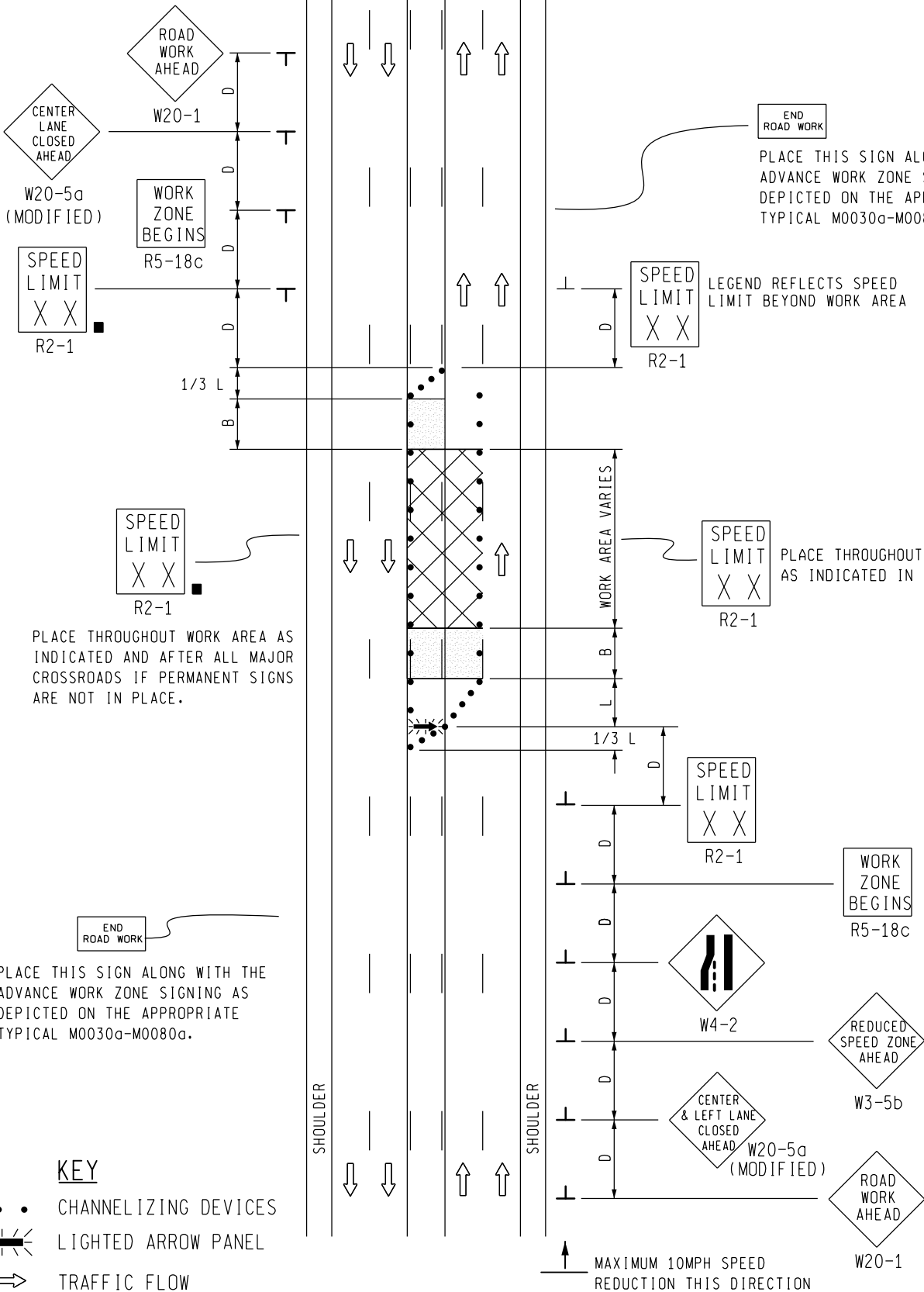
### SIGN SIZES

DIAMOND WARNING - 48" x 48"  
 R2-1 REGULATORY - 48" x 60"  
 R5-18c REGULATORY - 48" x 48"

NOT TO SCALE

 TRAFFIC AND SAFETY MAINTAINING TRAFFIC TYPICAL	TYPICAL TEMPORARY TRAFFIC CONTROL FOR A CENTER-LANE FOR LEFT TURN ONLY CLOSURE ON A MULTI-LANE UNDIVIDED ROADWAY, WORKERS NOT PRESENT NO SPEED REDUCTION		
DRAWN BY: CON:AE:djf CHECKED BY: BMM:CRB	OCTOBER 2011 PLAN DATE:	M0330a	SHEET 2 OF 2
FILE: PW_RD/TS/Typicals/Signs/MT NON FWY/M0330a.dgn REV. 10/18/2011			

NO SPEED REDUCTION  
THIS DIRECTION



**END ROAD WORK**  
PLACE THIS SIGN ALONG WITH THE  
ADVANCE WORK ZONE SIGNING AS  
DEPICTED ON THE APPROPRIATE  
TYPICAL M0030a-M0080a.

**SPEED LIMIT**  
X X  
R2-1  
LEGEND REFLECTS SPEED  
LIMIT BEYOND WORK AREA

**SPEED LIMIT**  
X X  
R2-1  
PLACE THROUGHOUT WORK AREA  
AS INDICATED IN THE NOTES.

PLACE THROUGHOUT WORK AREA AS  
INDICATED AND AFTER ALL MAJOR  
CROSSROADS IF PERMANENT SIGNS  
ARE NOT IN PLACE.

**END ROAD WORK**  
PLACE THIS SIGN ALONG WITH THE  
ADVANCE WORK ZONE SIGNING AS  
DEPICTED ON THE APPROPRIATE  
TYPICAL M0030a-M0080a.

**KEY**  
 . . . CHANNELIZING DEVICES  
 ← LIGHTED ARROW PANEL  
 → TRAFFIC FLOW  
 ■ REFLECTS EXISTING SPEED LIMIT  
 SIGN = 188 ft2 - TYPE B  
 PLUS ADDITIONAL R2-1's  
 THROUGHOUT WORK AREA

NOT TO SCALE

		<b>TYPICAL TEMPORARY TRAFFIC CONTROL FOR CLOSING A CENTER-LANE FOR LEFT TURN ONLY AND AN ADJACENT THROUGH LANE ON A MULTI-LANE UNDIVIDED ROADWAY USING A SINGLE STEP DOWN IN SPEED LIMIT IN ONE DIRECTION ONLY</b>	
TRAFFIC AND SAFETY MAINTAINING TRAFFIC TYPICAL		OCTOBER 2011 PLAN DATE:	M0350a SHEET 1 OF 2
DRAWN BY: CON:AE:djf CHECKED BY: BMM:CRB	FILE: PW_R0/TS/Typicals/Signs/MT NON HWY/M0350a.dgn	REV.	10/18/2011




## NOTES

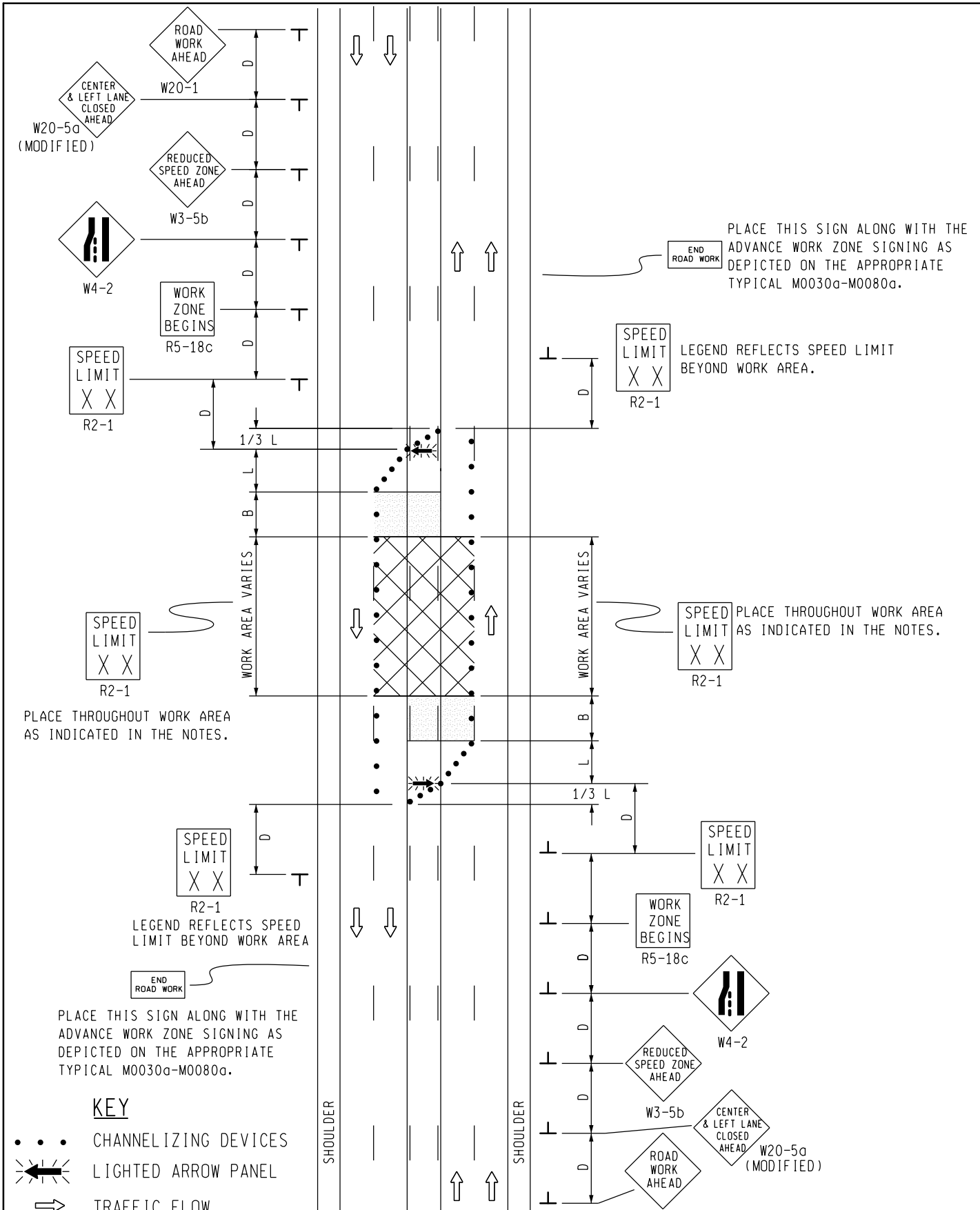
- 1D. D = DISTANCE BETWEEN TRAFFIC CONTROL DEVICES  
L & 1/3 L = MINIMUM LENGTH OF TAPER  
B = LENGTH OF LONGITUDINAL BUFFER  
SEE **M0020a** FOR "D," "L," AND "B" VALUES
2. ALL NON-APPLICABLE SIGNING WITHIN THE CIA SHALL BE MODIFIED TO FIT CONDITIONS, COVERED OR REMOVED.
3. DISTANCES BETWEEN SIGNS, THE VALUES FOR WHICH ARE SHOWN IN TABLE D, ARE APPROXIMATE AND MAY NEED ADJUSTING AS DIRECTED BY THE ENGINEER.
- 3A. THE "WORK ZONE BEGINS" (R5-18c) SIGN SHALL BE USED ONLY IN THE INITIAL SIGNING SEQUENCE IN THE WORK ZONE. SUBSEQUENT SEQUENCES IN THE SAME WORK ZONE SHALL OMIT THIS SIGN AND THE QUANTITIES SHALL BE ADJUSTED APPROPRIATELY.
- 4E. THE MAXIMUM RECOMMENDED DISTANCE(S) BETWEEN CHANNELIZING DEVICES SHOULD BE EQUAL IN FEET TO THE POSTED SPEED IN MILES PER HOUR ON TAPER(S) AND TWICE THE POSTED SPEED IN THE PARALLEL AREA(S).
5. FOR OVERNIGHT CLOSURES, TYPE III BARRICADES SHALL BE LIGHTED.
6. WHEN CALLED FOR IN THE FHWA ACCEPTANCE LETTER FOR THE SIGN SYSTEM SELECTED, THE TYPE A WARNING FLASHER, SHOWN ON THE WARNING SIGNS, SHALL BE POSITIONED ON THE SIDE OF THE SIGN NEAREST THE ROADWAY.
7. ALL TEMPORARY SIGNS, TYPE III BARRICADES, THEIR SUPPORT SYSTEMS AND LIGHTING REQUIREMENTS SHALL MEET NCHRP 350 CRASHWORTHY REQUIREMENTS STIPULATED IN THE CURRENT EDITION OF THE MICHIGAN MANUAL ON UNIFORM TRAFFIC CONTROL DEVICES, THE CURRENT EDITION OF THE STANDARD SPECIFICATIONS FOR CONSTRUCTION, THE STANDARD PLANS AND APPLICABLE SPECIAL PROVISIONS. ONLY DESIGNS AND MATERIALS APPROVED BY MDOT WILL BE ALLOWED.
8. WHEN BUFFER AREAS ARE ESTABLISHED, THERE SHALL BE NO EQUIPMENT OR MATERIALS STORED OR WORK CONDUCTED IN THE BUFFER AREA.
- 16A. ADDITIONAL SPEED LIMIT SIGNS REFLECTING THE REDUCED SPEED SHALL BE PLACED AFTER EACH MAJOR CROSSROAD THAT INTERSECTS THE WORK AREA WHERE THE REDUCED SPEED IS IN EFFECT, AND AT INTERVALS ALONG THE ROADWAY SUCH THAT NO SPEED LIMIT SIGNS REFLECTING THE REDUCED SPEED ARE MORE THAN TWO MILES APART.
- 16B. WHEN REDUCED SPEED LIMITS ARE UTILIZED IN THE WORK AREA, ADDITIONAL SPEED LIMIT SIGNS RETURNING TRAFFIC TO ITS NORMAL SPEED SHALL BE PLACED BEYOND THE LIMITS OF THE REDUCED SPEED AS INDICATED.
- 16E. WHEN EXISTING SPEED LIMITS ARE REDUCED MORE THAN 10 MPH, THE SPEED LIMIT SHALL BE STEPPED DOWN IN NO MORE THAN 10 MPH INCREMENTS.
21. ALL EXISTING PAVEMENT MARKINGS WHICH ARE IN CONFLICT WITH EITHER PROPOSED CHANGES IN TRAFFIC PATTERNS OR PROPOSED TEMPORARY TRAFFIC MARKINGS, SHALL BE REMOVED BEFORE ANY CHANGE IS MADE IN THE TRAFFIC PATTERN. EXCEPTION WILL BE MADE FOR DAYTIME-ONLY TRAFFIC PATTERNS THAT ARE ADEQUATELY DELINEATED BY OTHER TRAFFIC CONTROL DEVICES.
- 26C. THE LIGHTED ARROW PANEL SHALL BE LOCATED AT THE BEGINNING OF THE MERGING TAPER AS SHOWN. WHEN PHYSICAL LIMITATIONS RESTRICT ITS PLACEMENT AS INDICATED, THEN IT SHALL BE PLACED AS CLOSE TO THE BEGINNING OF THE MERGING TAPER AS POSSIBLE.

### SIGN SIZES

DIAMOND WARNING	- 48" x 48"
RECTANGULAR REGULATORY	- 48" x 60"
R5-18c REGULATORY	- 48" x 48"

NOT TO SCALE

 TRAFFIC AND SAFETY <b>MAINTAINING TRAFFIC TYPICAL</b>	<b>TYPICAL TEMPORARY TRAFFIC CONTROL FOR CLOSING A CENTER-LANE FOR LEFT TURN ONLY AND AN ADJACENT THROUGH LANE ON A MULTI-LANE UNDIVIDED ROADWAY USING A SINGLE STEP DOWN IN SPEED LIMIT IN ONE DIRECTION ONLY</b>		
DRAWN BY: CON:AE:djf	OCTOBER 2011	<b>M0350a</b>	SHEET
CHECKED BY: BMM:CRB	PLAN DATE:		2 OF 2
FILE: PW_RD/TS/Typicals/Signs/MT NON HWY/M0350a.dgn REV. 10/18/2011			



PLACE THIS SIGN ALONG WITH THE ADVANCE WORK ZONE SIGNING AS DEPICTED ON THE APPROPRIATE TYPICAL M0030a-M0080a.

LEGEND REFLECTS SPEED LIMIT BEYOND WORK AREA.

PLACE THROUGHOUT WORK AREA AS INDICATED IN THE NOTES.

PLACE THROUGHOUT WORK AREA AS INDICATED IN THE NOTES.

LEGEND REFLECTS SPEED LIMIT BEYOND WORK AREA

PLACE THIS SIGN ALONG WITH THE ADVANCE WORK ZONE SIGNING AS DEPICTED ON THE APPROPRIATE TYPICAL M0030a-M0080a.

**KEY**

- • • CHANNELIZING DEVICES
- ← LIGHTED ARROW PANEL
- TRAFFIC FLOW

SIGN = 240 ft x 2 - TYPE B PLUS ADDITIONAL R2-1's THROUGHOUT WORK AREA

<p>Michigan Department of Transportation</p> <p>TRAFFIC AND SAFETY</p> <p>MAINTAINING TRAFFIC</p> <p>TYPICAL</p>		<p>TYPICAL TEMPORARY TRAFFIC CONTROL FOR CLOSING A CENTER-LANE FOR LEFT TURN ONLY AND AN ADJACENT THROUGH LANE IN EACH DIRECTION ON A MULTI-LANE UNDIVIDED ROADWAY USING A SINGLE STEP DOWN IN SPEED LIMIT</p>	
<p>DRAWN BY: CON:AE:djf</p> <p>CHECKED BY: BMM:CRB</p>	<p>OCTOBER 2011</p> <p>PLAN DATE:</p>	<p>M0380a</p>	<p>SHEET</p> <p>1 OF 2</p>
<p>FILE: PW-RT/TS/Typicals/Signs/MT NON FWY/M0380a.dgn REV. 10/18/2011</p>			

NOT TO SCALE

DS-54


## NOTES

- 1D. D = DISTANCE BETWEEN TRAFFIC CONTROL DEVICES  
L & 1/3 L = MINIMUM LENGTH OF TAPER  
B = LENGTH OF LONGITUDINAL BUFFER  
SEE **M0020a** FOR "D," "L," AND "B" VALUES
2. ALL NON-APPLICABLE SIGNING WITHIN THE CIA SHALL BE MODIFIED TO FIT CONDITIONS, COVERED OR REMOVED.
3. DISTANCES BETWEEN SIGNS, THE VALUES FOR WHICH ARE SHOWN IN TABLE D, ARE APPROXIMATE AND MAY NEED ADJUSTING AS DIRECTED BY THE ENGINEER.
- 3A. THE "WORK ZONE BEGINS" (R5-18c) SIGN SHALL BE USED ONLY IN THE INITIAL SIGNING SEQUENCE IN THE WORK ZONE. SUBSEQUENT SEQUENCES IN THE SAME WORK ZONE SHALL OMIT THIS SIGN AND THE QUANTITIES SHALL BE ADJUSTED APPROPRIATELY.
- 4E. THE MAXIMUM RECOMMENDED DISTANCE(S) BETWEEN CHANNELIZING DEVICES SHOULD BE EQUAL IN FEET TO THE POSTED SPEED IN MILES PER HOUR ON TAPER(S) AND TWICE THE POSTED SPEED IN THE PARALLEL AREA(S).
5. FOR OVERNIGHT CLOSURES, TYPE III BARRICADES SHALL BE LIGHTED.
6. WHEN CALLED FOR IN THE FHWA ACCEPTANCE LETTER FOR THE SIGN SYSTEM SELECTED, THE TYPE A WARNING FLASHER, SHOWN ON THE WARNING SIGNS, SHALL BE POSITIONED ON THE SIDE OF THE SIGN NEAREST THE ROADWAY.
7. ALL TEMPORARY SIGNS, TYPE III BARRICADES, THEIR SUPPORT SYSTEMS AND LIGHTING REQUIREMENTS SHALL MEET NCHRP 350 CRASHWORTHLY REQUIREMENTS STIPULATED IN THE CURRENT EDITION OF THE MICHIGAN MANUAL ON UNIFORM TRAFFIC CONTROL DEVICES, THE CURRENT EDITION OF THE STANDARD SPECIFICATIONS FOR CONSTRUCTION, THE STANDARD PLANS AND APPLICABLE SPECIAL PROVISIONS. ONLY DESIGNS AND MATERIALS APPROVED BY MDOT WILL BE ALLOWED.
8. WHEN BUFFER AREAS ARE ESTABLISHED, THERE SHALL BE NO EQUIPMENT OR MATERIALS STORED OR WORK CONDUCTED IN THE BUFFER AREA.
- 16A. ADDITIONAL SPEED LIMIT SIGNS REFLECTING THE REDUCED SPEED SHALL BE PLACED AFTER EACH MAJOR CROSSROAD THAT INTERSECTS THE WORK AREA WHERE THE REDUCED SPEED IS IN EFFECT, AND AT INTERVALS ALONG THE ROADWAY SUCH THAT NO SPEED LIMIT SIGNS REFLECTING THE REDUCED SPEED ARE MORE THAN TWO MILES APART.
- 16B. WHEN REDUCED SPEED LIMITS ARE UTILIZED IN THE WORK AREA, ADDITIONAL SPEED LIMIT SIGNS RETURNING TRAFFIC TO ITS NORMAL SPEED SHALL BE PLACED BEYOND THE LIMITS OF THE REDUCED SPEED AS INDICATED.
- 16E. WHEN EXISTING SPEED LIMITS ARE REDUCED MORE THAN 10 MPH, THE SPEED LIMIT SHALL BE STEPPED DOWN IN NO MORE THAN 10 MPH INCREMENTS.
21. ALL EXISTING PAVEMENT MARKINGS WHICH ARE IN CONFLICT WITH EITHER PROPOSED CHANGES IN TRAFFIC PATTERNS OR PROPOSED TEMPORARY TRAFFIC MARKINGS, SHALL BE REMOVED BEFORE ANY CHANGE IS MADE IN THE TRAFFIC PATTERN. EXCEPTION WILL BE MADE FOR DAYTIME-ONLY TRAFFIC PATTERNS THAT ARE ADEQUATELY DELINEATED BY OTHER TRAFFIC CONTROL DEVICES.
- 26C. THE LIGHTED ARROW PANEL SHALL BE LOCATED AT THE BEGINNING OF THE MERGING TAPER AS SHOWN. WHEN PHYSICAL LIMITATIONS RESTRICT ITS PLACEMENT AS INDICATED, THEN IT SHALL BE PLACED AS CLOSE TO THE BEGINNING OF THE MERGING TAPER AS POSSIBLE.

### SIGN SIZES

DIAMOND WARNING - 48" x 48"  
 RECTANGULAR REGULATORY - 48" x 60"  
 R5-18c REGULATORY - 48" x 48"

NOT TO SCALE

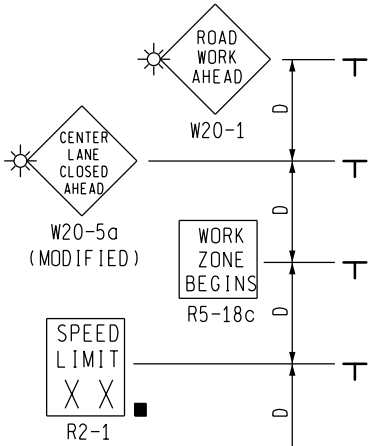
 TRAFFIC AND SAFETY <b>MAINTAINING TRAFFIC          TYPICAL</b>	<b>TYPICAL TEMPORARY TRAFFIC CONTROL FOR          CLOSING A CENTER-LANE FOR LEFT TURN          ONLY AND AN ADJACENT THROUGH LANE IN          EACH DIRECTION ON A MULTI-LANE          UNDIVIDED ROADWAY USING A SINGLE          STEP DOWN IN SPEED LIMIT</b>	
	DRAWN BY: CON:AE:djf	OCTOBER 2011
CHECKED BY: BMM:CRB	PLAN DATE:	SHEET 2 OF 2
FILE: PW-RB/TS/Typicals/Signs/MT NON FWY/M0380a.dgn REV. 10/18/2011		

**KEY**

- • • CHANNELIZING DEVICES
- ☀ TYPE A WARNING FLASHER (REQUIRED)
- ➡ TRAFFIC FLOW
- REFLECTS EXISTING SPEED LIMIT

SIGN = 184 ft± - TYPE B PLUS ADDITIONAL R2-1's THROUGHOUT WORK AREA

PLACE THIS SIGN ALONG WITH THE ADVANCE WORK ZONE SIGNING AS DEPICTED ON THE APPROPRIATE TYPICAL M0030a-M0080a.



1/3 L

TEMPORARY PAVEMENT MARKINGS

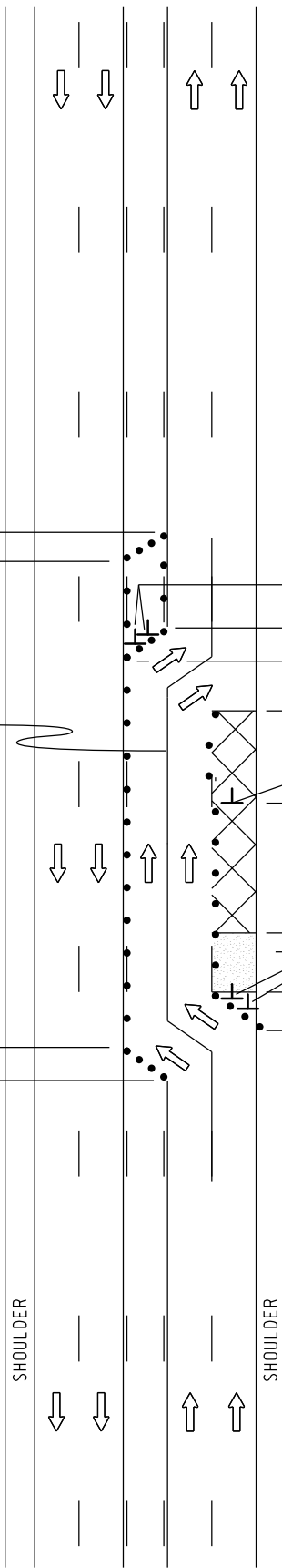


PLACE THROUGHOUT WORK AREA AS INDICATED AND AFTER ALL MAJOR CROSSROADS IF PERMANENT SIGNS ARE NOT IN PLACE.

1/2 L



PLACE THIS SIGN ALONG WITH THE ADVANCE WORK ZONE SIGNING AS DEPICTED ON THE APPROPRIATE TYPICAL M0030a-M0080a.



1/2 L

1/2 D

D

1/2 L

1/2 D

D

1/2 L

2D

D

D

D

D

D

D

D

D

D

D

D

D

D

D

D

D

D

D

D

D

D

D

D

D



R2-1



R5-18c



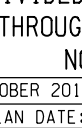
W1-4b



W20-1



W1-4b



R2-1



R2-1



W1-6

1/2 L

1/2 D

D

1/2 L

1/2 D

D

1/2 L

2D

D

D

D

D

D

D

D

D

D

D

D

D

D

D

D

D

D

D

D

D

D

D

D



TRAFFIC AND SAFETY  
MAINTAINING TRAFFIC  
TYPICAL

DRAWN BY: CON:AE:djf  
CHECKED BY: BMM:CRB

TYPICAL TEMPORARY TRAFFIC CONTROL FOR CLOSING ONE LANE OF A FIVE-LANE UNDIVIDED ROADWAY AND MAINTAINING TWO THROUGH LANES IN EACH DIRECTION, NO SPEED REDUCTION

OCTOBER 2011  
PLAN DATE:

M0400a

SHEET 1 OF 2

NOT TO SCALE

FILE: K:\OGN-TSR-STD5-ENGLISH-MNTTRF-M0400a.dgn

REV. 10/19/2011


## NOTES

- 1F. D = DISTANCE BETWEEN TRAFFIC CONTROL DEVICES  
 $1/2 L$ , AND  $1/3 L$  = MINIMUM LENGTH OF TAPER  
 B = LENGTH OF LONGITUDINAL BUFFER  
 SEE M0020a FOR "D," "L," AND "B" VALUES
2. ALL NON-APPLICABLE SIGNING WITHIN THE CIA SHALL BE MODIFIED TO FIT CONDITIONS, COVERED OR REMOVED.
3. DISTANCES BETWEEN SIGNS, THE VALUES FOR WHICH ARE SHOWN IN TABLE D, ARE APPROXIMATE AND MAY NEED ADJUSTING AS DIRECTED BY THE ENGINEER.
- 3A. THE "WORK ZONE BEGINS" (R5-18c) SIGN SHALL BE USED ONLY IN THE INITIAL SIGNING SEQUENCE IN THE WORK ZONE. SUBSEQUENT SEQUENCES IN THE SAME WORK ZONE SHALL OMIT THIS SIGN AND THE QUANTITIES SHALL BE ADJUSTED APPROPRIATELY.
- 4E. THE MAXIMUM RECOMMENDED DISTANCE(S) BETWEEN CHANNELIZING DEVICES SHOULD BE EQUAL IN FEET TO THE POSTED SPEED IN MILES PER HOUR ON TAPER(S) AND TWICE THE POSTED SPEED IN THE PARALLEL AREA(S).
5. FOR OVERNIGHT CLOSURES, TYPE III BARRICADES SHALL BE LIGHTED.
6. THE TYPE A WARNING FLASHER SHOWN ON THE WARNING SIGNS SHALL BE POSITIONED ON THE SIDE OF THE SIGN NEAREST THE ROADWAY.
7. ALL TEMPORARY SIGNS, TYPE III BARRICADES, THEIR SUPPORT SYSTEMS AND LIGHTING REQUIREMENTS SHALL MEET NCHRP 350 CRASHWORTHLY REQUIREMENTS STIPULATED IN THE CURRENT EDITION OF THE MICHIGAN MANUAL ON UNIFORM TRAFFIC CONTROL DEVICES, THE CURRENT EDITION OF THE STANDARD SPECIFICATIONS FOR CONSTRUCTION, THE STANDARD PLANS AND APPLICABLE SPECIAL PROVISIONS. ONLY DESIGNS AND MATERIALS APPROVED BY MDOT WILL BE ALLOWED.
8. WHEN BUFFER AREAS ARE ESTABLISHED, THERE SHALL BE NO EQUIPMENT OR MATERIALS STORED OR WORK CONDUCTED IN THE BUFFER AREA.
21. ALL EXISTING PAVEMENT MARKINGS WHICH ARE IN CONFLICT WITH EITHER PROPOSED CHANGES IN TRAFFIC PATTERNS OR PROPOSED TEMPORARY TRAFFIC MARKINGS, SHALL BE REMOVED BEFORE ANY CHANGE IS MADE IN THE TRAFFIC PATTERN. EXCEPTION WILL BE MADE FOR DAYTIME-ONLY TRAFFIC PATTERNS THAT ARE ADEQUATELY DELINEATED BY OTHER TRAFFIC CONTROL DEVICES.

### SIGN SIZES

DIAMOND WARNING	- 48" x 48"
W1-6 WARNING	- 48" x 24"
R2-1 REGULATORY	- 48" x 60"
R5-18c REGULATORY	- 48" x 48"

NOT TO SCALE

 <b>MDOT</b> Michigan Department of Transportation TRAFFIC AND SAFETY <b>MAINTAINING TRAFFIC TYPICAL</b>	<b>TYPICAL TEMPORARY TRAFFIC CONTROL FOR CLOSING ONE LANE OF A FIVE-LANE UNDIVIDED ROADWAY AND MAINTAINING TWO THROUGH LANES IN EACH DIRECTION, NO SPEED REDUCTION</b>	
	DRAWN BY: CON:AE:djf CHECKED BY: BMM:CRB	OCTOBER 2011 PLAN DATE:
FILE: K:\DGN-TSR-STD5-ENGLISH-MNTTRF-M0400a.dgn      REV. 10/19/2011		

## SIGN MATERIAL SELECTION TABLE

SIGN SIZE	SIGN MATERIAL TYPE		
	TYPE I	TYPE II	TYPE III
≤ 36" X 36"		X	X
>36" X 36" < 96" TO WIDE		X	
> 96" WIDE TO 144" WIDE	X	X	
> 144" WIDE	X		


TYPE I            ALUMINUM EXTRUSION  
 TYPE II          PLYWOOD  
 TYPE III         ALUMINUM SHEET

ROUNDING OF CORNERS IS NOT REQUIRED FOR TYPE I OR II SIGNS.  
 VERTICAL JOINTS ARE NOT PERMITTED.  
 HORIZONTAL JOINTS THROUGH SIGN LEGEND OR SYMBOLS ARE NOT PERMITTED.

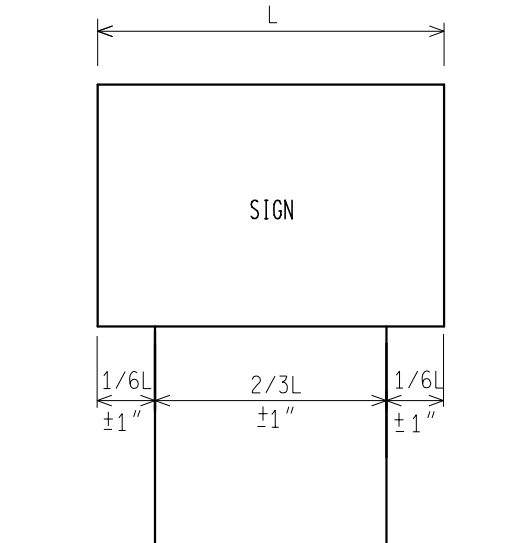
## POST SIZE REQUIREMENTS TABLE

SIGN AREA (ft <sup>2</sup> )	POST TYPE		
	U-CHANNEL STEEL	SQUARE TUBULAR STEEL	WOOD
≤9	1 - 3 lb/ft*	1 - 2" 12 or 14 GA*	N/A
9 ≤ 20	2 - 3 lb/ft	2 - 2" 12 or 14 GA	1 - 4" X 6"*
> 20 ≤ 30	N/A	N/A	2 - 4" X 6"
> 30 ≤ 60	N/A	N/A	2 - 6" X 8"
> 60 ≤ 84	N/A	N/A	3 - 6" X 8"

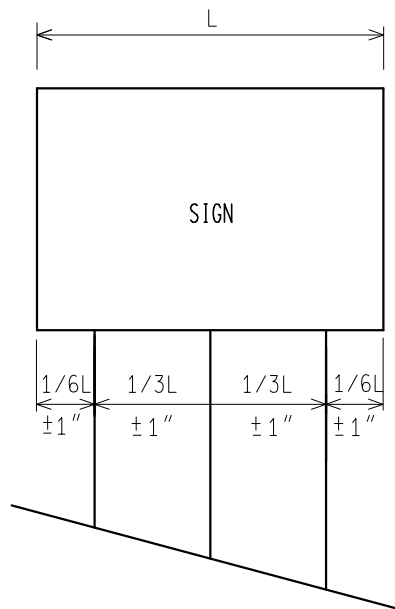
\*SIGNS 4 FEET AND GREATER IN WIDTH REQUIRE 2 POSTS.  
 SIGNS GREATER THAN 8 FEET IN WIDTH REQUIRE 2 OR 3 WOOD  
 POSTS DEPENDING ON AREA OF SIGN.  
 A MAXIMUM OF 2 POSTS WITHIN A 7' PATH IS PERMITTED.

 PREPARED BY OPERATIONS FIELD SERVICES	DEPARTMENT DIRECTOR Kirk T. Steudle  APPROVED BY: _____ DIRECTOR, BUREAU OF FIELD SERVICES	MICHIGAN DEPARTMENT OF TRANSPORTATION BUREAU OF FIELD SERVICES SPECIAL DETAIL FOR  <b>GROUND DRIVEN SIGN          SUPPORTS FOR TEMP SIGNS</b>		
	DRAWN BY: <u>CON/ECH</u> CHECKED BY: <u>AUG</u>	APPROVED BY: _____ DIRECTOR, BUREAU OF HIGHWAY DEVELOPMENT	_____ F.H.W.A. APPROVAL	<u>7/20/2016</u> PLAN DATE

## 2 POST SIGN SUPPORT SPACING



## 3 POST SIGN SUPPORT SPACING



\* FOR ALL 11' AND 12' LONG SIGNS ON 3 WOOD SUPPORTS, SPREAD POSTS SO AS TO HAVE A 8'MIN. TO 9'MAX. DISTANCE BETWEEN OUTSIDE POSTS.

NOT TO SCALE

MICHIGAN DEPARTMENT OF TRANSPORTATION  
BUREAU OF FIELD SERVICES SPECIAL DETAIL

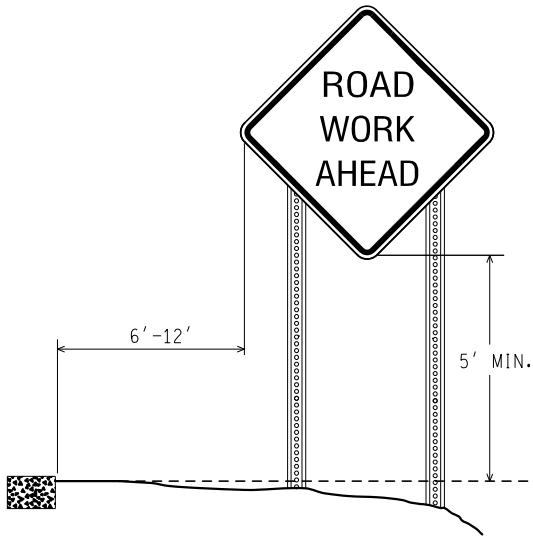
F.H.W.A. APPROVAL

7/20/2016  
PLAN DATE

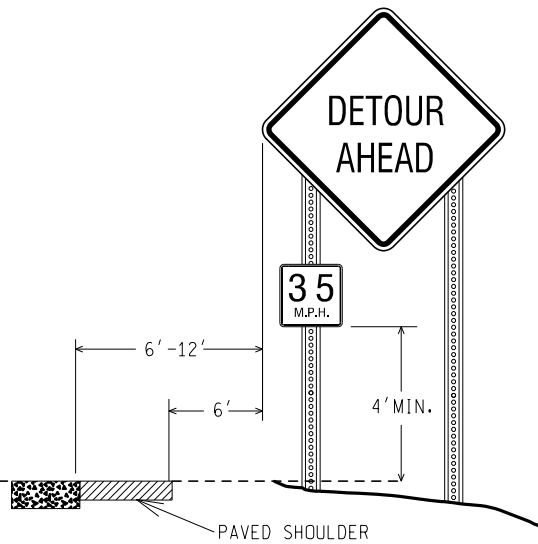
WZD-100-A

SHEET  
2 OF 11

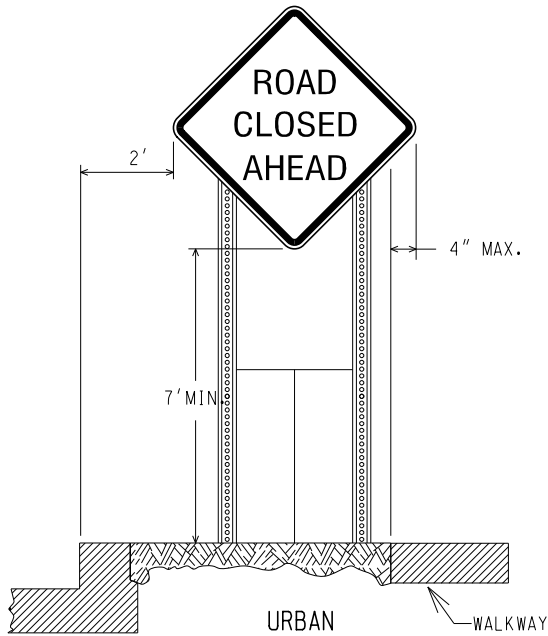
NOTE: THE ORIGINAL SIGNED COPY IS KEPT ON FILE AT THE MICHIGAN DEPARTMENT OF TRANSPORTATION.



RURAL

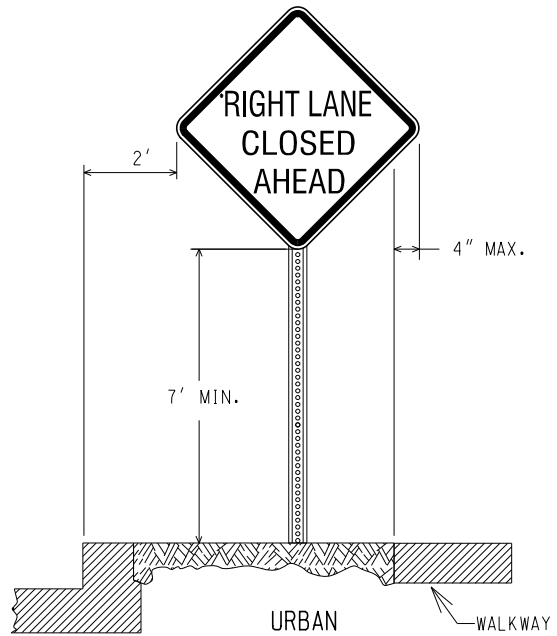


RURAL WITH ADVISORY SPEED PLATE



URBAN

(CURBED AREAS OR WHERE WALKWAYS ARE PRESENT)



URBAN

(CURBED AREAS OR WHERE WALKWAYS ARE PRESENT)

BOTTOM HEIGHT AND OFFSET

NOT TO SCALE

MICHIGAN DEPARTMENT OF TRANSPORTATION  
BUREAU OF FIELD SERVICES SPECIAL DETAIL

F.H.W.A. APPROVAL

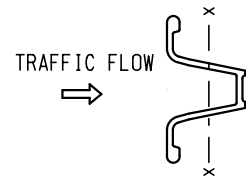
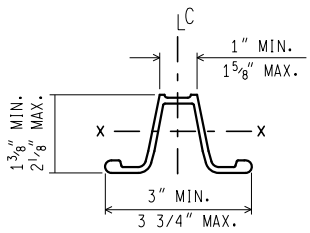
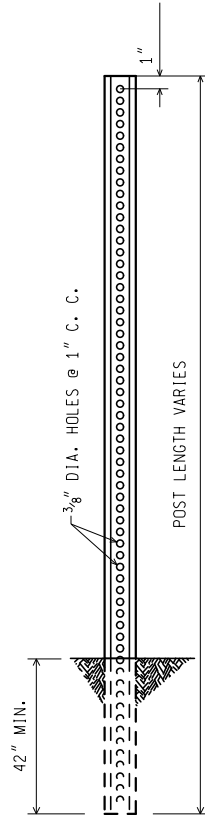
7/20/2016  
PLAN DATE

WZD-100-A

SHEET  
3 OF 11

NOTE: THE ORIGINAL SIGNED COPY IS KEPT ON FILE AT THE MICHIGAN DEPARTMENT OF TRANSPORTATION.





WEIGHT = 3 lbs/ft  
 SECT. MOD. X.-X. = 0.31 CUBIC INCHES MIN.

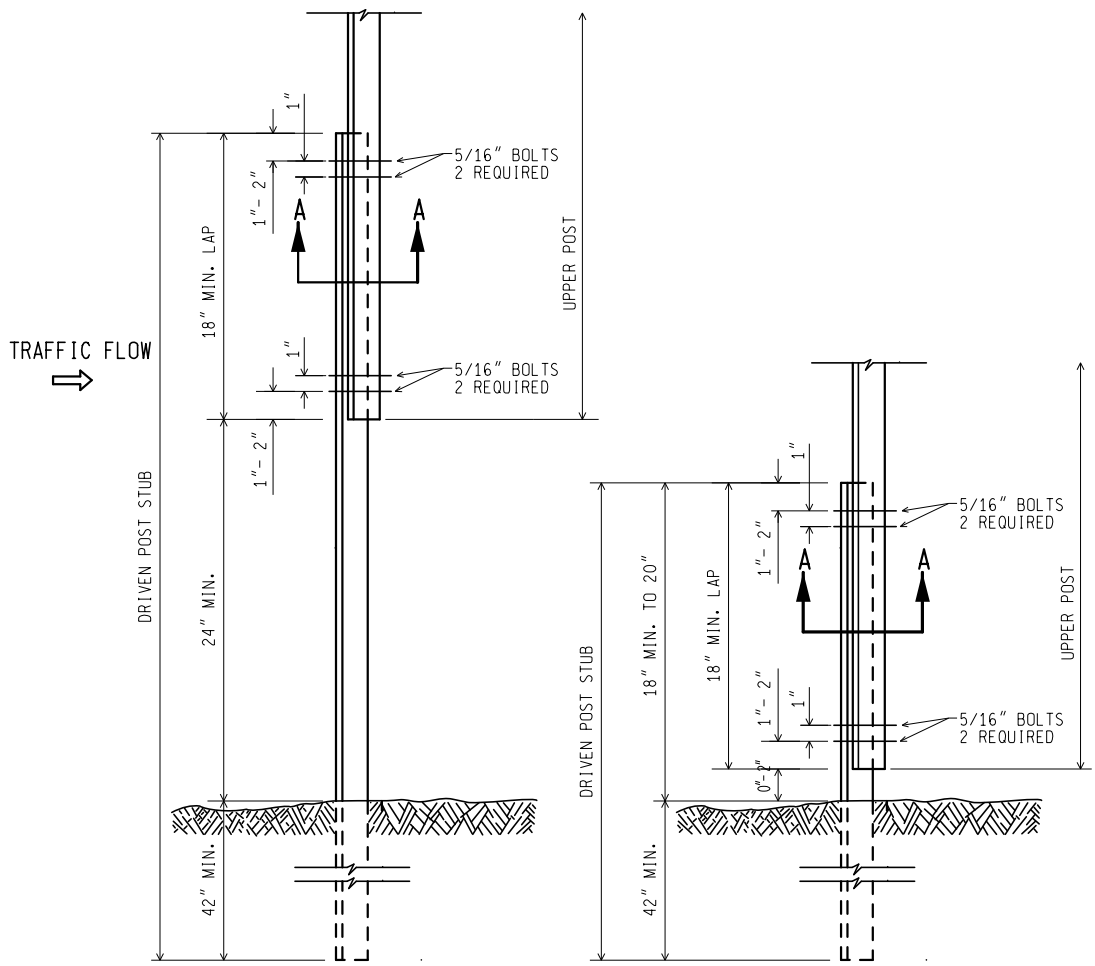
**3 lb. U - CHANNEL STEEL POST**  
 (NO SPLICE)

MOUNT SIGN ON OPEN FACE OF  
 U - CHANNEL STEEL POST

NOT TO SCALE

MICHIGAN DEPARTMENT OF TRANSPORTATION BUREAU OF FIELD SERVICES SPECIAL DETAIL	F.H.W.A. APPROVAL	7/20/2016 PLAN DATE	WZD-100-A	SHEET 4 OF 11
--	-------------------	------------------------	-----------	------------------

NOTE: THE ORIGINAL SIGNED COPY IS KEPT ON FILE AT THE MICHIGAN DEPARTMENT OF TRANSPORTATION.



UPPER SPLICE

LOWER SPLICE

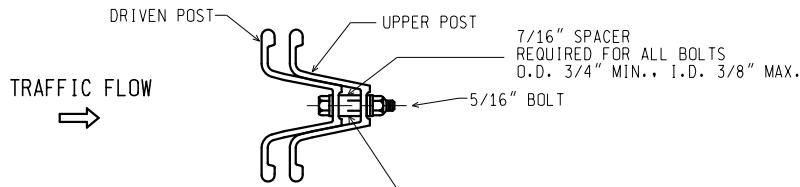
3 lb. U - CHANNEL STEEL POST  
(WITH SPLICE)

MOUNT SIGN ON OPEN FACE OF  
UPPER U - CHANNEL STEEL POST

NOT TO SCALE

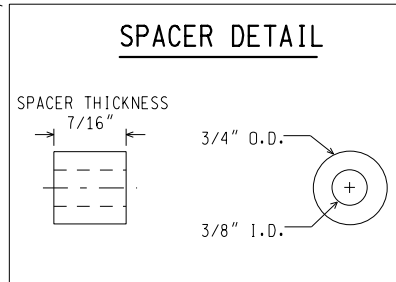
MICHIGAN DEPARTMENT OF TRANSPORTATION BUREAU OF FIELD SERVICES SPECIAL DETAIL	F.H.W.A. APPROVAL	7/20/2016 PLAN DATE	WZD-100-A	SHEET 5 OF 11
--	-------------------	------------------------	-----------	------------------

NOTE: THE ORIGINAL SIGNED COPY IS KEPT ON FILE AT THE MICHIGAN DEPARTMENT OF TRANSPORTATION.



SECTION A-A

7/16" SPACER  
 REQUIRED FOR ALL BOLTS  
 O.D. 3/4" MIN., I.D. 3/8" MAX.



NOTES:

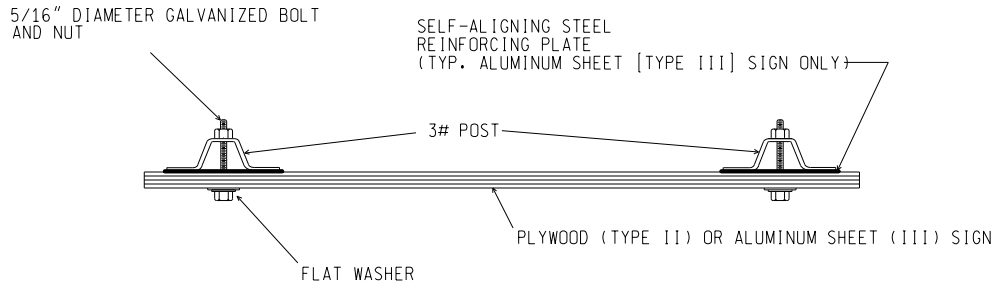
1. THE SPACER THICKNESS SHALL BE 1/16" LESS THAN THE GAP BETWEEN THE POST WHEN POSITIONED IN THE UNBOLTED CONFIGURATION.
2. THE EXTERIOR BOLT (CLOSEST TO LAP), SPACER, WASHER, AND NUT SHALL BE INSTALLED IN A PREPUNCHED HOLE 1" TO 2" FROM THE END OF THE LAP.
3. THE INTERIOR BOLT (FARTHEST FROM LAP), SPACER, WASHER, AND NUT SHALL BE INSTALLED IN THE NEXT PREPUNCHED HOLE.
4. THE DRIVEN POST SHALL ALWAYS BE MOUNTED IN FRONT OF THE UPPER POST WITH RESPECT TO THE ADJACENT ONCOMING TRAFFIC, REGARDLESS OF THE DIRECTION THE SIGN IS FACING.
5. THE SPLICE LAP SHALL BE FASTENED BY FOUR-5/16" DIA. GALVANIZED A449 BOLTS (SAE J429 GRADE 5) OR GALVANIZED A325 BOLTS.

3 lb. U - CHANNEL STEEL POST  
 (WITH SPLICE)

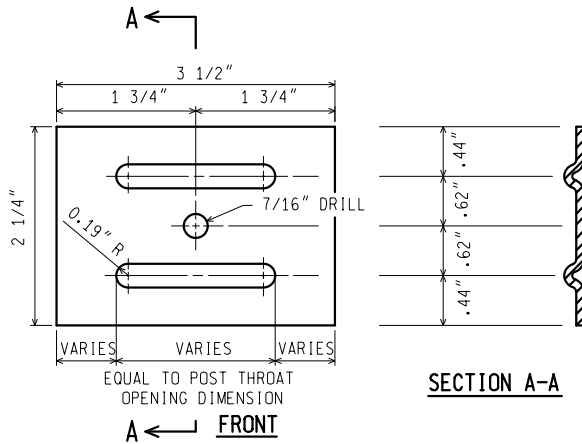
NOT TO SCALE

MICHIGAN DEPARTMENT OF TRANSPORTATION BUREAU OF FIELD SERVICES SPECIAL DETAIL	F.H.W.A. APPROVAL	7/20/2016 PLAN DATE	WZD-100-A	SHEET 6 OF 11
--	-------------------	------------------------	-----------	------------------

NOTE: THE ORIGINAL SIGNED COPY IS KEPT ON FILE AT THE MICHIGAN DEPARTMENT OF TRANSPORTATION.



SIGN TO 3 lb. POST CONNECTION



NOTES: (FOR STEEL SIGN REINF' PLATE)

1. MATERIAL: 12 GAUGE CARBON STEEL.
2. TOLERANCE ON ALL DIMENSIONS  $\pm 0.0625"$
3. FINISH-AFTER STAMPING AND PUNCHING, GALVANIZE ACCORDING TO CURRENT SPECIFICATIONS FOR ZINC (HOT GALVANIZE) COATINGS ON PRODUCTS FABRICATED FROM PLATES OR STRIPS

STEEL SIGN REINFORCING PLATE  
REQUIRED FOR TYPE III SIGNS ONLY

3 lb. U - CHANNEL STEEL POST SIGN CONNECTION

NOT TO SCALE

MICHIGAN DEPARTMENT OF TRANSPORTATION  
BUREAU OF FIELD SERVICES SPECIAL DETAIL

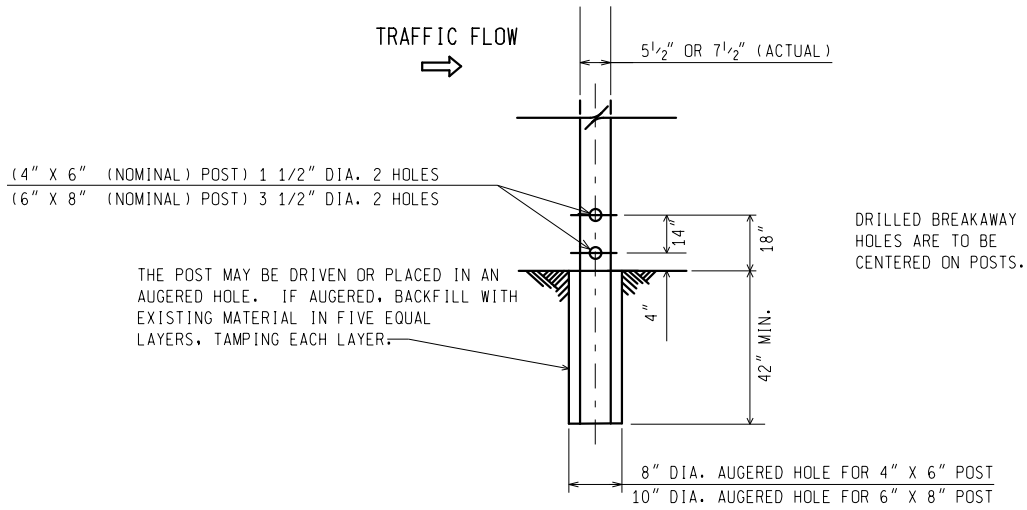
F.H.W.A. APPROVAL

7/20/2016  
PLAN DATE

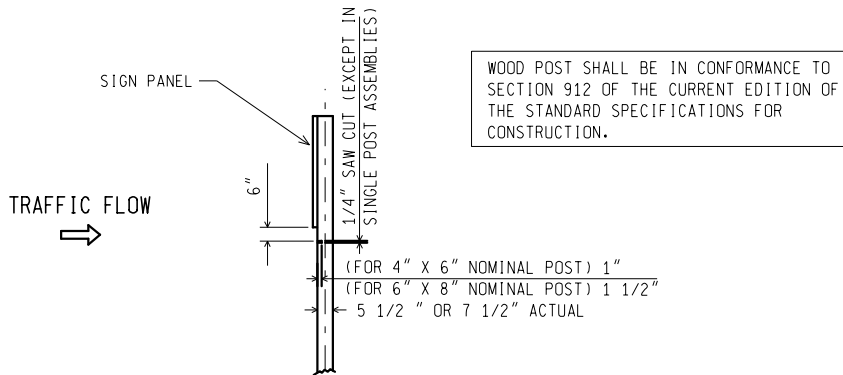
WZD-100-A

SHEET  
7 OF 11

NOTE: THE ORIGINAL SIGNED COPY IS KEPT ON FILE AT THE MICHIGAN DEPARTMENT OF TRANSPORTATION.



WOOD POST BREAKAWAY HOLES/  
DIRECT EMBEDMENT DETAILS



SAW CUT DETAIL  
(MULTIPLE POST INSTALLATIONS)

WOOD POST DETAILS

NOT TO SCALE

MICHIGAN DEPARTMENT OF TRANSPORTATION  
BUREAU OF FIELD SERVICES SPECIAL DETAIL

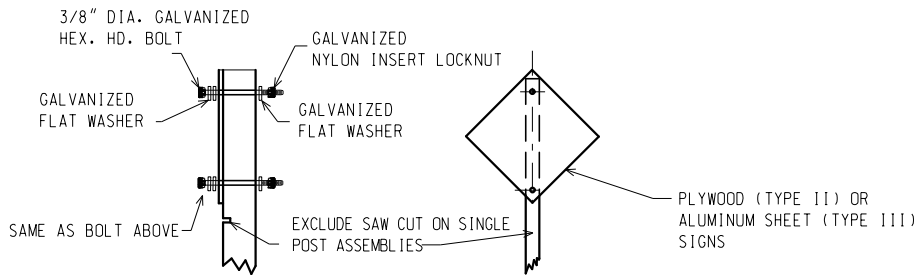
F.H.W.A. APPROVAL

7/20/2016  
PLAN DATE

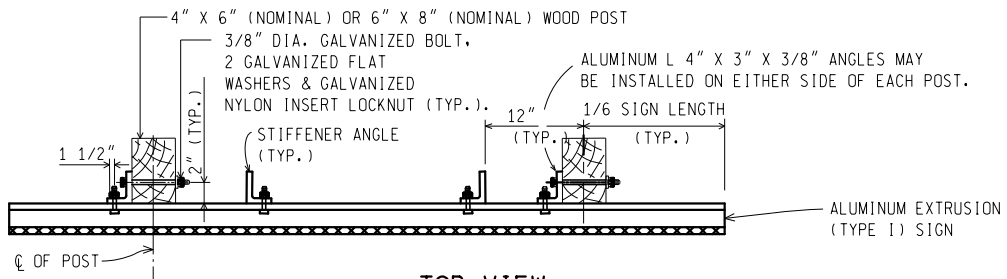
WZD-100-A

SHEET  
8 OF 11

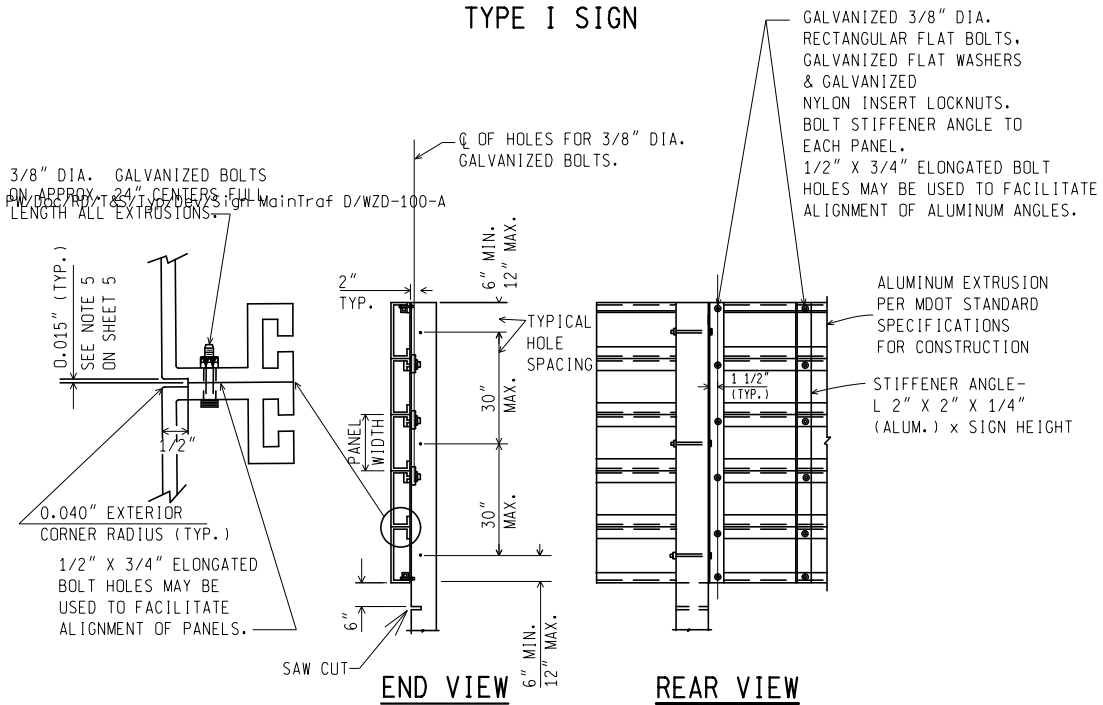
NOTE: THE ORIGINAL SIGNED COPY IS KEPT ON FILE AT THE MICHIGAN DEPARTMENT OF TRANSPORTATION.



**TYPE II AND TYPE III SIGNS**



**TOP VIEW  
TYPE I SIGN**



**TYPE I SIGN - ERECTION DETAILS**

**WOOD POST CONNECTIONS**

NOT TO SCALE

MICHIGAN DEPARTMENT OF TRANSPORTATION  
BUREAU OF FIELD SERVICES SPECIAL DETAIL

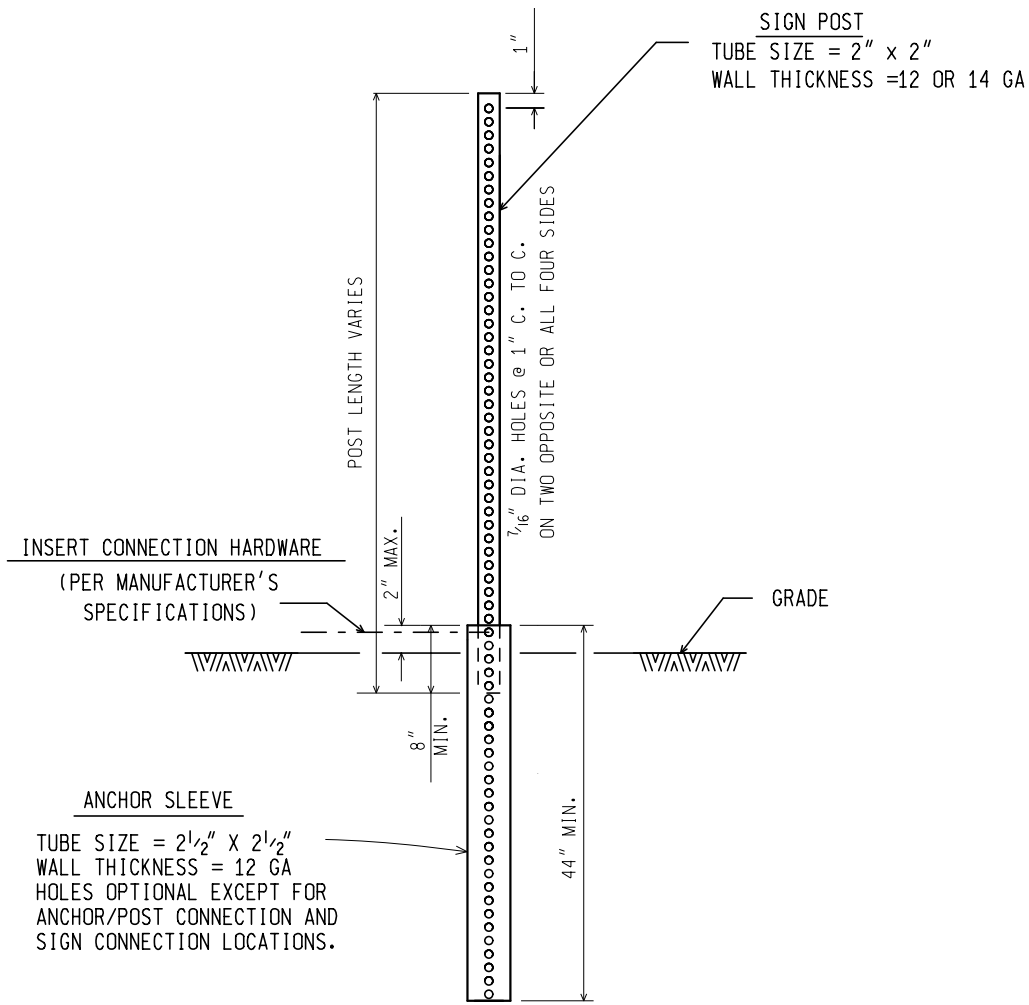
F.H.W.A. APPROVAL

7/20/2016  
PLAN DATE

WZD-100-A

SHEET  
9 OF 11

NOTE: THE ORIGINAL SIGNED COPY IS KEPT ON FILE AT THE MICHIGAN DEPARTMENT OF TRANSPORTATION.



SQUARE TUBULAR STEEL POST

NOT TO SCALE

MICHIGAN DEPARTMENT OF TRANSPORTATION BUREAU OF FIELD SERVICES SPECIAL DETAIL	F.H.W.A. APPROVAL	7/20/2016 PLAN DATE	WZD-100-A	SHEET 10 OF 11
--	-------------------	------------------------	-----------	-------------------

NOTE: THE ORIGINAL SIGNED COPY IS KEPT ON FILE AT THE MICHIGAN DEPARTMENT OF TRANSPORTATION.

GENERAL NOTES:

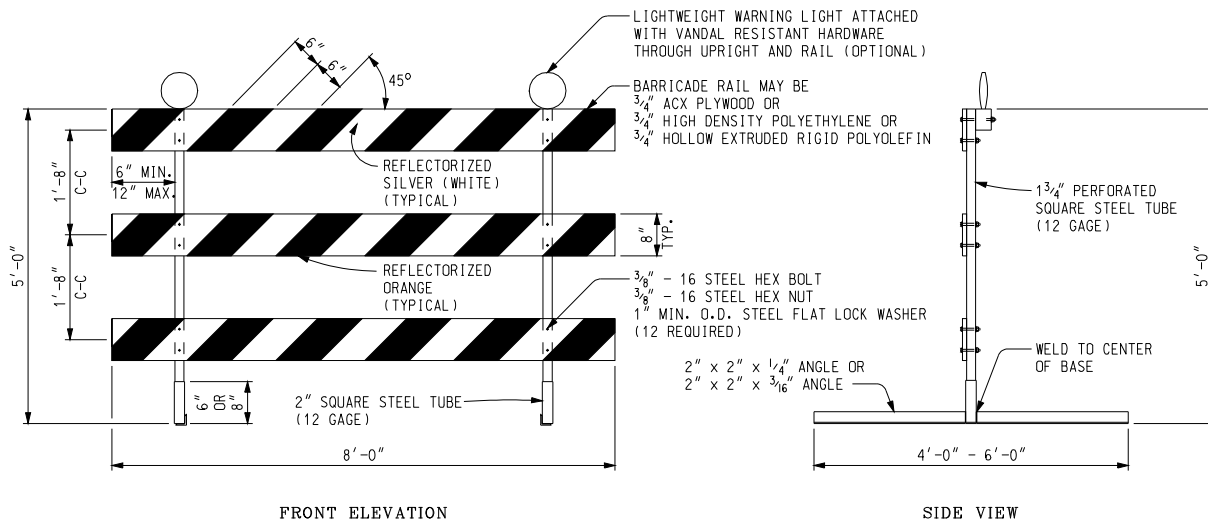
1. A MAXIMUM OF TWO POSTS WITHIN A 7 FOOT PATH IS PERMITTED.
2. ALL SIGN POSTS SHALL COMPLY WITH NCHRP 350.
3. ALL POSTS SHALL BE EMBEDDED A MINIMUM OF 42".
4. BRACING OF POST IS NOT PERMITTED.
5. SIGN SHALL BE LEVEL, AND UPRIGHT FOR THE DURATION OF INSTALLATION.
6. ERECT POSTS SO THE SIGN FACE AND SUPPORTS DO NOT VARY FROM PLUMB BY MORE THAN 3/16" IN 3'. PROVIDE A CENTER-TO-CENTER DISTANCE BETWEEN POSTS WITHIN 2 PERCENT OF PLAN DISTANCE.
7. NO MORE THAN ONE SPLICE PER POST, AS SHOWN, WILL BE PERMITTED.
8. POST TYPES SHALL NOT BE MIXED WITHIN A SIGN SUPPORT INSTALLATION.
9. NO VERTICAL JOINTS ARE PERMITTED IN SIGN. NO HORIZONTAL JOINTS THROUGH SIGN LEGEND OR SYMBOLS ARE PERMITTED IN SIGN
10. REMOVE SIGN POSTS AND/OR POST STUBS IN THEIR ENTIRETY WHEN NO LONGER REQUIRED.
11. ALL LABOR, MATERIALS, AND EQUIPMENT, INCLUDING TEMPORARY SUPPORTS REQUIRED TO INSTALL, MAINTAIN, RELOCATE, AND/OR REMOVE THE TEMPORARY SIGN, INCLUDING SUPPORTS, ARE CONSIDERED TO BE INCLUDED IN THE COST OF THE TEMPORARY SIGN.
12. SAW CUTS IN WOOD POSTS ARE TO BE PARALLEL TO THE BOTTOM OF THE SIGN.
13. POSTS SHALL NOT EXTEND MORE THAN 4" ABOVE TOP OF SIGN.
14. TEMPORARY WOOD SUPPORTS DO NOT REQUIRE PRESERVATIVE TREATMENT.

NOT TO SCALE

MICHIGAN DEPARTMENT OF TRANSPORTATION BUREAU OF FIELD SERVICES SPECIAL DETAIL	F.H.W.A. APPROVAL	7/20/2016 PLAN DATE	WZD-100-A	SHEET 11 OF 11
--	-------------------	------------------------	-----------	-------------------

NOTE: THE ORIGINAL SIGNED COPY IS KEPT ON FILE AT THE MICHIGAN DEPARTMENT OF TRANSPORTATION.

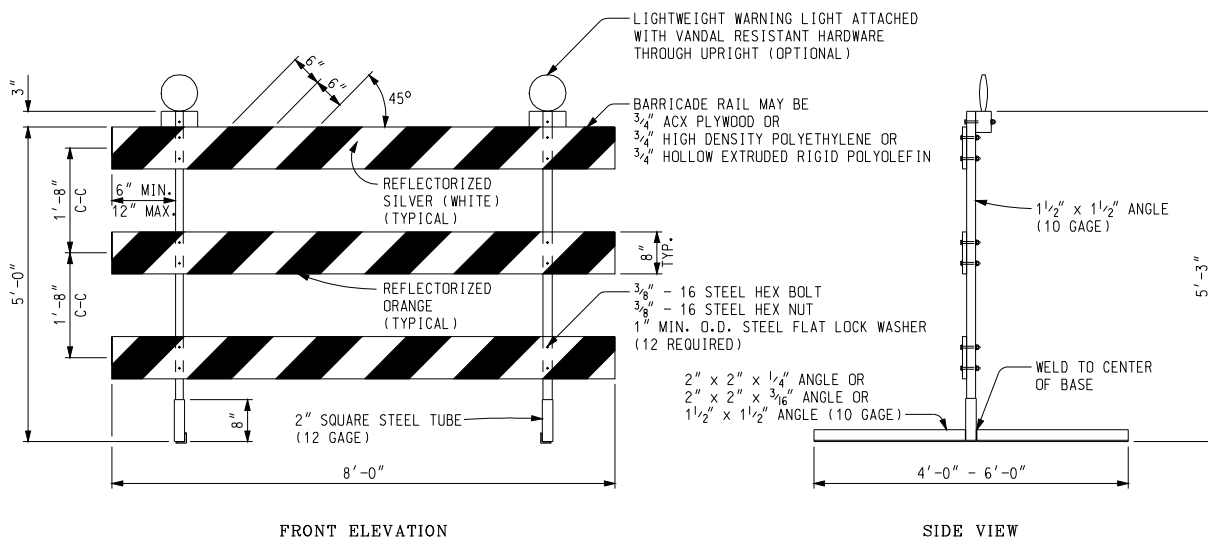




FRONT ELEVATION

SIDE VIEW

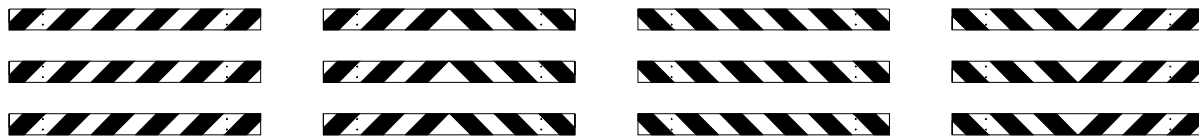
PERFORATED SQUARE STEEL TUBE OPTION



FRONT ELEVATION

SIDE VIEW

ANGLE IRON OPTION



LEFT DIRECTIONAL

BI-DIRECTIONAL

RIGHT DIRECTIONAL

CLOSURES

BARRICADE RAIL SHEETING OPTIONS  
TYPE III BARRICADES

Other Type III Barricades meeting current NCHRP crash worthy criteria can be found on the FHWA Safety website at [http://safety.fhwa.dot.gov/roadway\\_dept/road\\_hardware/wzd.htm](http://safety.fhwa.dot.gov/roadway_dept/road_hardware/wzd.htm)

NOT TO SCALE

File: T&S/Typ/Signs/WorkZones/wzd 125 d

Rev. 09/22/09 PJ



PREPARED BY  
TRAFFIC AND SAFETY

DRAWN BY: ECH

CHECKED BY: MWB

ENGINEER OF DELIVERY

ENGINEER OF DEVELOPMENT

(SPECIAL DETAIL)

FHWA APPROVAL DATE

MICHIGAN DEPARTMENT OF TRANSPORTATION  
BUREAU OF HIGHWAYS DELIVERY STANDARD PLAN FOR

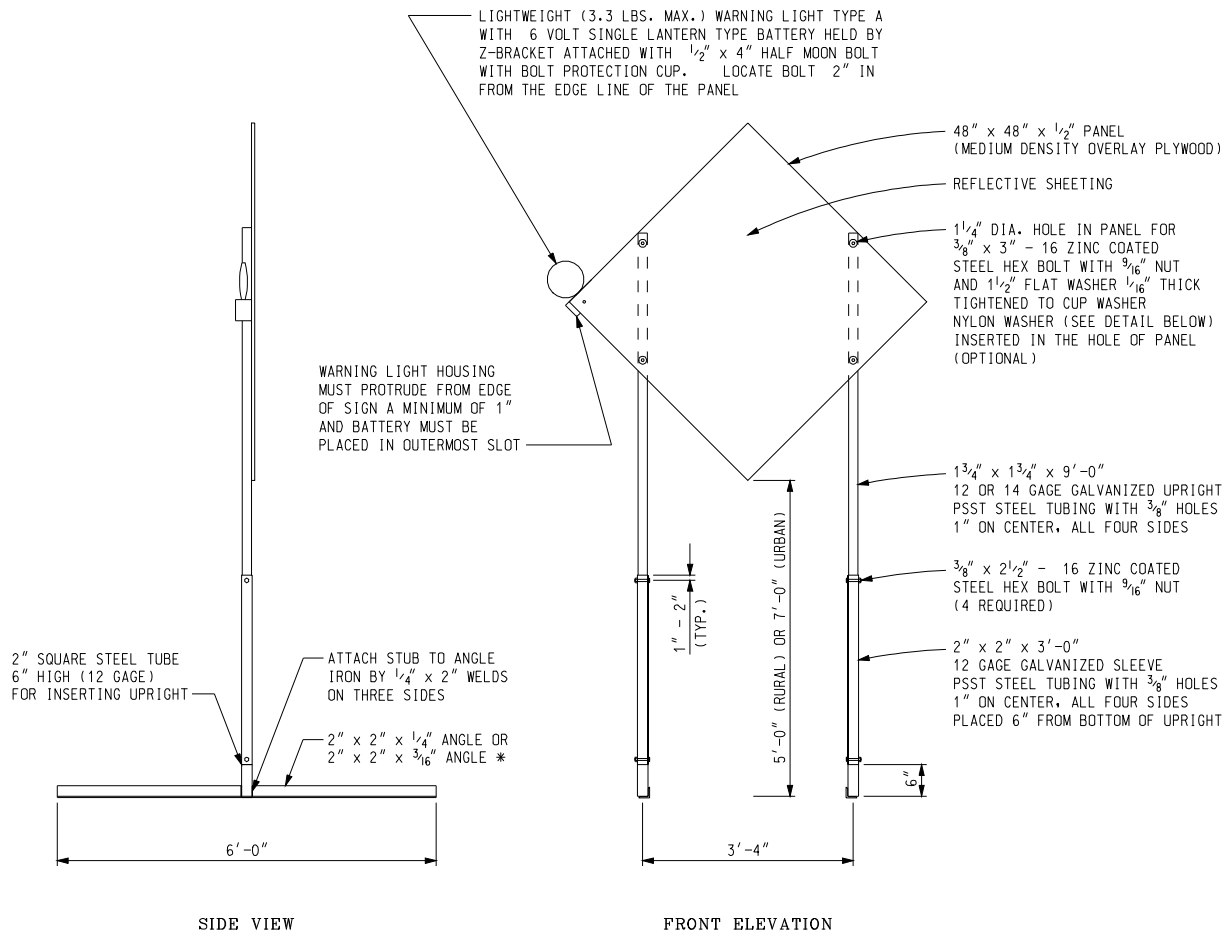
Temporary  
Traffic Control Devices

9/22/09  
PLAN DATE

WZD-125-E

SHEET  
1 of 3

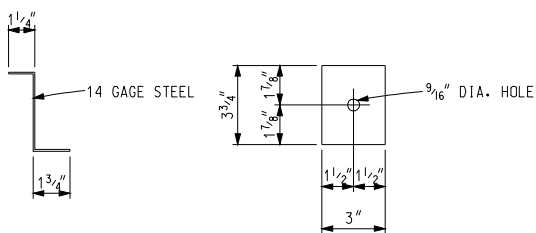
NOTE: THE ORIGINAL SIGNED COPY IS KEPT ON FILE AT THE MICHIGAN DEPARTMENT OF TRANSPORTATION.



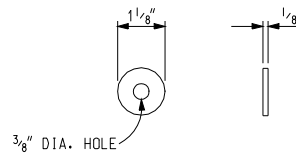
### TEMPORARY SIGN SUPPORT

(WARNING LIGHT PLACED ON SIDE CLOSEST TO TRAFFIC)

\* SIGN STAND IS BALLASTED WITH FOUR OR MORE 35 LB SANDBAGS. A MINIMUM OF ONE ON EACH END.  
 UPRIGHTS SHALL NOT EXTEND ABOVE THE SIGN PANEL.



Z-BRACKET DETAIL



OPTIONAL NYLON WASHER

Other temporary sign supports meeting current NCHRP crash worthy criteria can be found on the FHWA Safety website at [http://safety.fhwa.dot.gov/roadway\\_dept/road\\_hardware/wzd.htm](http://safety.fhwa.dot.gov/roadway_dept/road_hardware/wzd.htm)

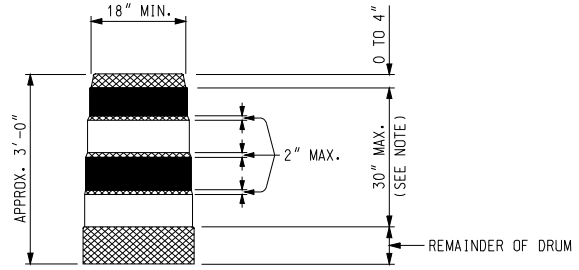
NOT TO SCALE

MICHIGAN DEPARTMENT OF TRANSPORTATION BUREAU OF HIGHWAYS DELIVERY STANDARD PLAN	(SPECIAL DETAIL) FHWA APPROVAL DATE	9/22/09	WZD-125-E	SHEET 2 of 3
File: T&S/Typ/Signs/WorkZones/wzd 125 d	Rev. 09/22/09 PJ	PLAN DATE		

NOTE: THE ORIGINAL SIGNED COPY IS KEPT ON FILE AT THE MICHIGAN DEPARTMENT OF TRANSPORTATION.

- PLASTIC DRUM
- ▲▲▲ PROPOSED TYPE III BARRICADE
- △△△ EXISTING TYPE III BARRICADE

SYMBOLS TO BE USED ON PLANS



- REFLECTORIZED ORANGE
- REFLECTORIZED WHITE
- ▨ NON REFLECTORIZED ORANGE

NOTE:  
 DRUMS SHALL HAVE AT LEAST 4 HORIZONTAL REFLECTORIZED STRIPES (2 ORANGE AND 2 WHITE) OF 6" UNIFORM WIDTH, ALTERNATING IN COLOR WITH THE TOPMOST REFLECTORIZED STRIPE BEING ORANGE. NON REFLECTORIZED SPACES BETWEEN THE HORIZONTAL REFLECTORIZED ORANGE AND WHITE STRIPES SHALL BE ORANGE IN COLOR AND EQUAL IN WIDTH.

PLASTIC DRUM

NOTES:

2" PERFORATED SQUARE STEEL TUBES MAY BE USED TO FABRICATE THE HORIZONTAL BASE OF THE TYPE III BARRICADE.

WARNING LIGHTS SHALL BE PLACED ACCORDING TO THE CURRENT STANDARD SPECIFICATIONS FOR CONSTRUCTION AND ALL OTHER PROVISIONS IN THE CONTRACT WHEN THEY ARE USED ON TYPE III BARRICADES.

SEE ROAD STANDARD PLANS R-113-SERIES FOR TEMPORARY CROSSTRAVERS FOR DIVIDED ROADWAY, AND R-126-SERIES FOR TYPICAL LOCATION AND SPACING OF PLASTIC DRUMS FOR PLACEMENT OF TEMPORARY CONCRETE BARRIER.

SIGNS, BARRICADES, AND PLASTIC DRUMS SHALL BE FACED WITH PRESSURE-SENSITIVE REFLECTIVE SHEETING ACCORDING TO THE CURRENT STANDARD SPECIFICATIONS FOR CONSTRUCTION.

SANDBAGS SHALL BE USED WHEN SUPPLEMENTAL WEIGHTS ARE REQUIRED TO ACHIEVE STABILITY OF THE BARRICADE. THE SANDBAGS SHALL BE PLACED SO THEY WILL NOT COVER OR OBSTRUCT ANY REFLECTIVE PORTION OF THE TRAFFIC CONTROL DEVICE.

NOT TO SCALE

MICHIGAN DEPARTMENT OF TRANSPORTATION BUREAU OF HIGHWAYS DELIVERY STANDARD PLAN	(SPECIAL DETAIL) FHWA APPROVAL DATE	9/22/09	WZD-125-E	SHEET 3 of 3
File: T&S/Typ/Signs/WorkZones/wzd 125 d	Rev. 09/22/09 PJ	PLAN DATE		

NOTE: THE ORIGINAL SIGNED COPY IS KEPT ON FILE AT THE MICHIGAN DEPARTMENT OF TRANSPORTATION.

CITY OF ANN ARBOR  
DETAILED SPECIFICATION  
FOR  
MINOR TRAFFIC CONTROL

AA:DAD

1 of 4

04/28/17

**a. Description.** This work shall consist of protecting and maintaining vehicular and pedestrian traffic, in accordance with the City of Ann Arbor Standard Specifications for Construction, subsection 104.11 and section 812 of the of the Michigan Department of Transportation (MDOT) 2012 Standard Specifications for Construction, Part 6 of the 2011 Edition of the Michigan Manual of Uniform Traffic Control Devices (MMUTCD), as directed by the Engineer, and as described herein.

The work shall include, but is not limited to the following:

1. The furnishing and operating of miscellaneous signs, warning devices, flags, and cones;
2. The operation of additional signs furnished by the City;
3. Furnishing and installing meter bags;
4. Coordinating with the City to have meter heads removed and reinstalled;
5. Maintaining pedestrian traffic;
6. Temporarily covering traffic controls;
7. Temporarily covering existing signs as directed;
8. Any and all other miscellaneous and/or incidental items which are necessary to properly perform the work.

**b. Materials.** Materials and equipment shall meet the requirements specified in section 812 of the MDOT 2012 Standard Specifications for Construction.

**c. Construction.** The Contractor shall maintain pedestrian traffic at all times. For maintaining normal pedestrian traffic while performing sidewalk and driveway repair, Plastic Drum, High Intensity, Lighted shall be placed by the Contractor as directed by the Engineer. The Contractor, when directed by the Engineer, shall place "Sidewalk Closed" and/or "Cross Here" signs and the cost shall be included in this pay item and will not be paid for separately.

All temporary traffic/pedestrian control devices furnished by the Contractor shall remain the property of the Contractor. The City shall not be responsible for stolen or damaged signs, barricades, barricade lights or other traffic maintenance items. The Contractor shall replace missing traffic control devices immediately, at no additional cost to the Contract or City. All existing signs, and signs erected by the City of Ann Arbor on this project shall be preserved, protected, and maintained by the Contractor. The City will repair any existing City owned signs, at the Contractor's expense, which are damaged by the Contractor during the work.

The Contractor shall temporarily cover conflicting traffic and/or parking signs when directed by the Engineer.

Parking violation citations issued to the Contractor, subcontractor, and material suppliers including each of their respective employees shall be enforced under appropriate City Code. The work shall include: furnishing and operating of miscellaneous signs and warning devices; furnishing cones; operating additional signs furnished by the City throughout the life of the Contract; furnishing and operating pedestrian traffic control devices; maintaining a safe trench during all non-working hours; maintaining access to all drives; covering conflicting existing signs and removal of these covers; and any and all other miscellaneous and/or incidental items which are necessary to properly perform the work.

Where there is metered parking, the Contractor shall either rent and install meter bags, or, with the Engineer's authorization, coordinate with the City Field Operation Services to have meter heads removed and reinstalled.

The Contractor shall maintain vehicular and pedestrian traffic during the work by the use of traffic regulators, channelizing devices and signs as necessary, as directed by the Engineer, and in accordance with 2011 Edition of the MMUTCD. Typical applications for maintaining pedestrian traffic in accordance with the 2011 Edition of the MMUTCD are included in this detailed specification.

In order to maintain areas of on-street parking available for residents, the Engineer may direct the contractor to cover and uncover temporary "No Parking" signs within the project limits multiple times throughout the course of the project. Such repeated covering and uncovering of signs shall be included in this item of work and shall not be paid for separately.

**d. Measurement and Payment.** The completed work, as described, will be measured and paid for at the contract unit price for the following pay item:

<u>Pay Item</u>	<u>Pay Unit</u>
Minor Traffic Control, Max \$_____	Lump Sum

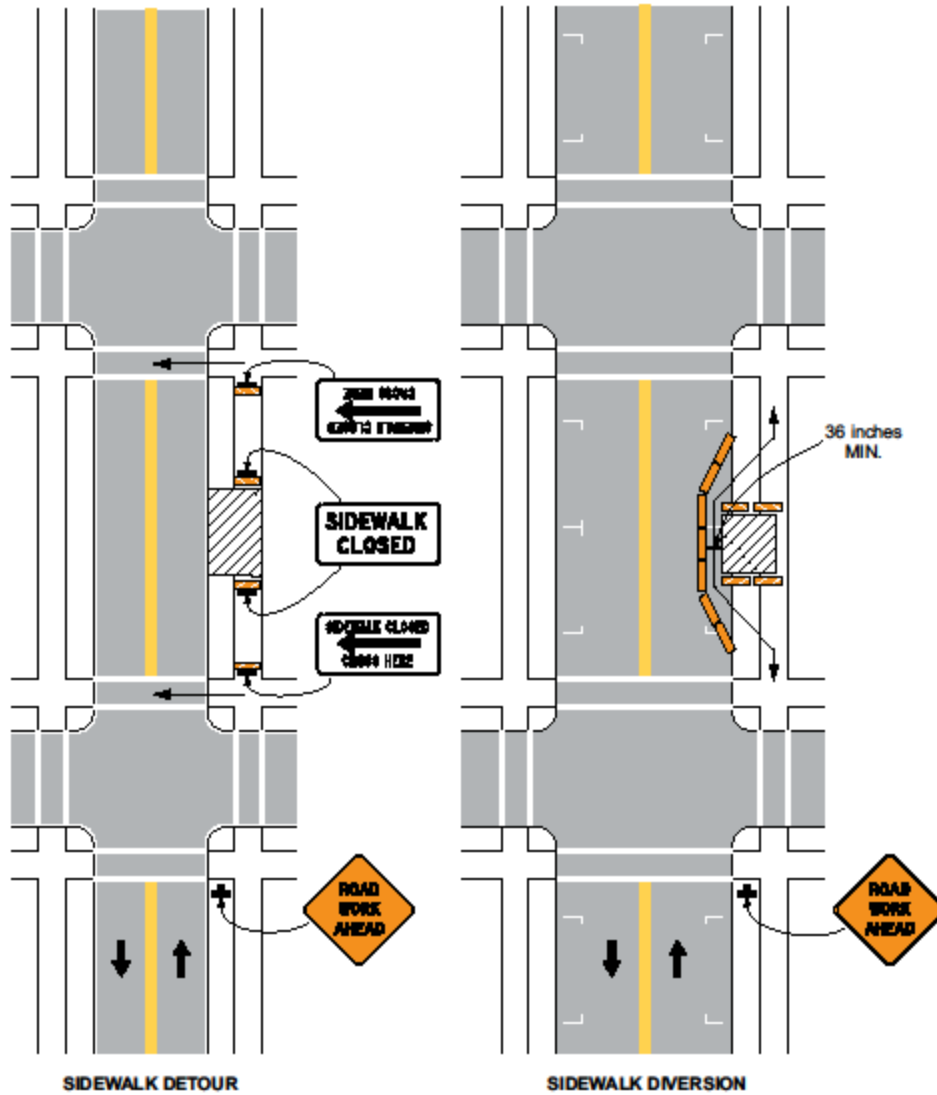
The unit price for this item of work shall include all labor, material, and equipment costs to perform all the work described by this Detailed Specification.

Costs for transporting barricades and other temporary traffic control devices shall be included in the bid prices for the individual items of work.

This item will be paid for on a pro rata basis with each progress payment. Measurement will be based on the ratio between work completed during the payment period and the total contract amount. When all of the work of this Contract has been completed, the measurement of this item shall be 1.0 Lump Sum minus any deductions incurred for inadequate performance as described herein. This amount will not be increased for any reason, including extensions of time, extras, and/or additional work.



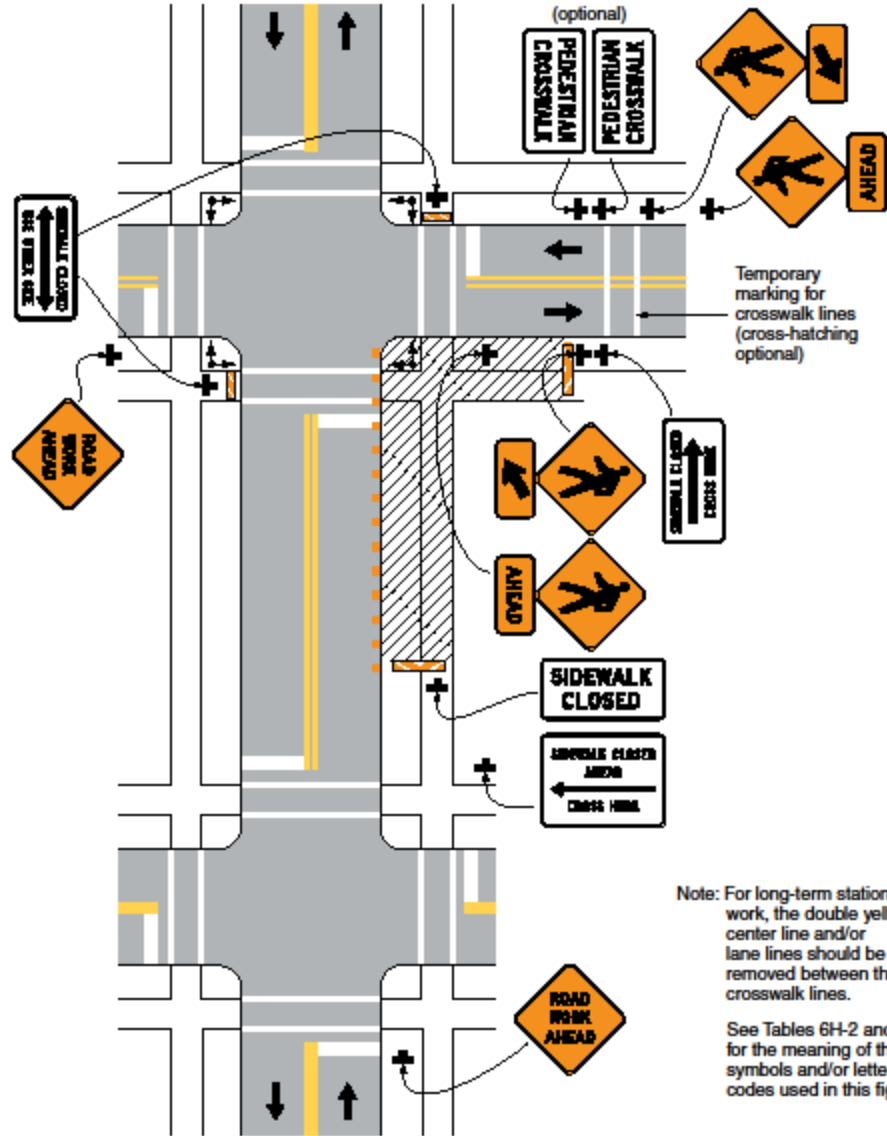
Figure 6H-28. Sidewalk Detour or Diversion (TA-28)



Typical Application 28

Note: See Tables 6H-2 and 6H-3 for the meaning of the symbols and/or letter codes used in this figure.

Figure 6H-29. Crosswalk Closures and Pedestrian Detours (TA-29)



Typical Application 29

CITY OF ANN ARBOR  
DETAILED SPECIFICATION  
FOR  
**NO PARKING SIGNS**

AA:DAD

1 of 1

04/05/15

**a. Description.** This work shall consist of installing, maintaining and removing of "No Parking" signs and posts as outlined herein and as referenced on the plans. "No Parking" signs shall be installed in accordance with the section 812 of the Michigan Department of Transportation (MDOT) 2012 Standard Specifications for Construction Standard Specifications and the 2011 Michigan Manual of Uniform Traffic Control Devices (MMUTCD).

**b. Materials.** The City will furnish "No Parking" signs to the Contractor at no cost. The Contractor shall furnish the sign support and mounting hardware materials, which materials shall be in accordance with those specified in section 919 of the MDOT 2012 Standard Specifications for Construction.

**c. Construction.** Prior to the commencement of any construction activity, the Contractor shall place "No Parking" signs as directed by the Engineer. The Contractor shall obtain a permit for "Temporary Permission of Reserve Parking Lane for Work Related Purposes" from the City's Project Management Services Unit. This permit shall be obtained a minimum of 5 business days prior to the posting of "No Parking" signs.

The Contractor shall securely bolt the signs to the sign supports as directed by the Engineer. The Contractor shall imbed the sign supports at least two feet into the ground, and there shall be a minimum of six feet and maximum of seven feet of clearance maintained between the bottom of the sign and the ground. The signs are to be placed at intervals no more than 75 feet, and as necessary to eliminate parking in the construction area.

The installation of "No Parking" signs shall be in accordance with the permit. "No Parking" signs shall be installed by the Contractor, as directed by the Engineer, at least 48 hours prior to the proposed start-of-work/enforcement date. "No Parking" signs shall be covered by the Contractor, thereby allowing on-street parking, until between 48 and 24 hours prior to the start of the work. "No Parking" signs shall be covered by the Contractor whenever there is no work being performed for a period of time longer than 72 hours. "No Parking" signs shall be returned to the City upon the completion of work. The cost of unreturned signs will be back charged to the Contractor.

**d. Measurement and Payment.** The completed work, as described, will be measured and paid for at the contract unit price for the following pay item:

<u>Pay Item</u>	<u>Pay Unit</u>
No Parking Sign .....	Each

The item **No Parking Sign** will be measured as the maximum number of signs installed on the project at any one time. The unit price includes the removal and return of "No Parking" signs to the City upon completion of the project. The Contractor shall be back charged for the replacement costs for damaged or unreturned signs.



CITY OF ANN ARBOR  
 DETAILED SPECIFICATION  
 FOR  
**POLYMERIZED EMULSION PAVEMENT REPAIR**

AA:DAD/SCCRC:WJH

1 of 3

04/27/17

**a. Description.** This work consists of furnishing, preparing and systematically applying a polymerized asphalt emulsion and aggregates to pavement fractures and imperfections as specified herein, and as directed by the Engineer. The applied material shall completely fill the entire cavity and provide an aggregate wearing surface.

**b. Materials.**

1. Asphalt Emulsion. Use the following materials to prepare a polymer modified asphalt emulsion with sufficient quantities of polymers and additive to provide a finished product having superior elastic and adhesive/bonding properties.

<b>Asphalt Emulsion</b>			
<b>Emulsion Property</b>	<b>Min</b>	<b>Max</b>	<b>Test Method</b>
VISCOSITY, 122°F (S.F. sec)	50	400	ASTM D244
DEMULSIBILITY (%)	40	-	ASTM D244
PERCENT SOLIDS (%) PARTICLE CHARGE	68	-	ASTM D244
SIEVE, #20 mesh (%)	-	0.1	ASTM D244
<b>Residue Property*</b>	<b>Min</b>	<b>Max</b>	<b>Test Method</b>
PENETRATION, 100g, 5 sec, 25°C (dmm)	80	120	ASTM D5
SOFTENING POINT (°C)	65	90	ASTM D36
DUCTILITY, 4°C (cm)	45	-	ASTM D113
ELASTIC RECOVERY, 4°C, 10 cm (%)**	70	-	ASTM D6084-04
FORCE DUCTILITY @ 4°C, 30 cm (lb/cm 2)***	-	6	ASTM D1131
ELONGATION, 4°C (%)	1000	-	ASTM D113
*By distillation.			
**The specimen is extended 10 cm. The extended area is severed in the middle using a pair of shears. After 1 hour, at the test temperature the severed ends are returned to contact and the ductilometer reading is made again. The sample must recover at least 75 percent of the original 10 cm distance or to a length of 2.5 cm or less.			
*** A standard ductility apparatus is modified by the addition of a load cell. The load cell is calibrated in pounds per square centimeter. The sample is extended to a length of 30 cm and the force required is recorded at 1 cm intervals. It should not exceed the stated limit of 6 lb/cm <sup>2</sup> over this range.			

2. **Aggregates.** Use aggregates in this process to provide a durable wearing surface and the proper blend to create emulsion mixtures sufficient for filling large joints and potholes. Select aggregates to achieve the proper design for the intended pavement.

All aggregates used shall be 100% crushed and meet the gradation parameters as outlined below and the quality requirements of the Michigan Department of Transportation.

	Sieve Size	% Passing
(Type A Gradation)	3/8	100
	#4	90-100
	#8	0-20
	#16	0-10

**c. Construction.**

1. **Equipment.** All equipment required for performance of the work shall be subject to approval of the Engineer and maintained in a satisfactory operating condition. In addition to equipment described herein, the Contractor shall furnish squeegees and other small tools, which may be essential to the satisfactory completion of the work.

2. **Surface Preparation.** Areas to be treated shall be free of all vegetation. Immediately prior to material placement, clean all areas to maximum size and depth using compressed, oil-free, air at a minimum of 125 cubic feet per minute, and 100 pounds per square inch. After cleaning there shall be no visible signs of standing moisture.

3. **Polymerized Asphalt Emulsion Application.** Pump the polymerized bituminous emulsion so not to cause excessive agitation prior to contact of pavement surface. Apply emulsion at a temperature range between 120° F - 170° F and never exceeding 212° F. Do not continuously reheat any load. Perform the application by placing a uniform ribbon, 4" in width ±, and a surface thickness of 1/8" to 3/16". Repeated applications as required to allow complete filling of pavement voids. Accomplish any repeated applications without increasing ribbon width or thickness. It may be necessary to allow adequate time for settlement depending on the cavity size and depth. The completed polymerized emulsion ribbon will show no signs of settlement into the pavement structure. The final application of emulsion shall show no signs of horizontal drainage prior to the application of cover aggregate.

If settling of emulsion in joints or cracks continues after three applications, then place aggregate in cavity to retard the settlement before the application of emulsion can continue.

4. **Pavement Repair Method.** This item shall consist of repairing pavement depressions, potholes, cold seam ravels and fractures in areas of the roadway identified by the Engineer.

A. Follow procedures outlined above for surface preparation.

B. Prime existing areas with the polymerized bituminous emulsion at an application rate of 0.10 to 0.25 gallons per square yard.

- C. Place the polymerized emulsion and the specified gradation of aggregate into primed area. Placement of materials shall be accomplished by injecting the emulsion and aggregate into the pavement area/cavity to be repaired. Coat at least 90% of the aggregate. No additional hand mixing shall be required.
- D. Strike off the placed repair mixture level with adjacent pavement surface.
- E. Apply emulsion to repaired area at an application rate of 0.20 to 0.30 gallons per square yard. Apply cover aggregate to emulsion using the preceding cover aggregate specification.

5. Aggregate Application. The aggregate delivery system shall be a continuous flow unit and shall be capable of accurately delivering the aggregate into the emulsion by air conveying. The air velocity shall permit a minimum conveying distance of 35 ft. The aggregate shall be discharged from a flexible hose uniformly and show no signs of intermittent discharge. The distance between discharge opening and surface will vary depending upon area to be covered.

The aggregate shall make contact to the emulsion in a vertical position and will show no signs of asphalt displacement. Contain the finished layer of aggregate within the repair area.

The emulsion shall show no signs of pre-breaking prior to the placement and attachment of aggregate material. Discharge equipment shall be capable of delivering from 0 to 150 pounds of aggregate per minute. Operator placing the aggregate shall be capable of starting or stopping the application as required reducing excess placement.

Provide material tickets on a daily basis.

6. Final Cleanup. Complete vacuum sweeping within three hours of material application. Initial sweeping shall remove all loose or unbound materials. Remove all debris from the job site.

7. Weather Limitations. Perform the pavement repair when the atmospheric temperature is at or above 40° F. Minimum pavement surface temperature shall be 40° F during material application. Do not place materials if impending weather conditions are such that it may impede or prevent proper curing.

**d. Measurement and Payment.** The completed work for polymerized emulsion pavement repair, as described, will be measured and paid for at the contract unit price for the following pay item:

<b>Pay Item</b>	<b>Pay Unit</b>
Polymerized Emulsion Pavement Repair .....	Gallon

**Polymerized Emulsion Pavement Repair** includes all materials, equipment, and labor to perform the described work. Payment also includes surface preparation; brooming/sweeping, corrective action and any traffic control related to it; any required materials sampling and testing; and documentation.

## APPENDIX

- Notices to Bidders
- Michigan Department of Transportation (MDOT) Special Provisions
  - MDOT Supplemental Specifications
  - Street Surface Treatments Project Listing of Streets
    - Street Surface Treatments Project Log
    - Street Surface Treatments Project Location Map

CITY OF ANN ARBOR

NOTICE TO BIDDERS

AA:DAD

1 of 2

03/04/17

Utilities Coordination

The Contractor shall cooperate and coordinate construction activities with the owners of utilities as stated in subsection 104.08 of the Standard Specifications for Construction. In addition, for the protection of underground utilities, the Contractor shall follow the requirements in subsection 107.12 of the Standard Specifications for Construction. Contractor delay claims resulting from a utility will be determined based upon subsection 108.09 of the Standard Specifications for Construction.

The following Utility Owners, together with others, may have facilities located within the Right-of-Way:

<u>Utility</u>	<u>Type of Service</u>
City of Ann Arbor W.R. Wheeler Service Center 4251 Stone School Road Ann Arbor, MI 48108 734 794-6351	Sanitary Sewer (Pat Maino - ext. 43817) Water (Daniel Wooden - ext. 43324) Storm Sewer (Kevin Ernst - ext. 43327) Communications/Signs/Signals/Street Lighting (Chuck Fojtik - ext. 43322)
AT&T 550 South Maple Ann Arbor, MI 48103 Attn: Debora Renner 734-996-5485 debora.a.renner@att.com	Telephone/Fiber Optic
Comcast 27800 Franklin Road Southfield, MI 48034 Attn: Ron Southerland 248-359-6544 ronald_southerland@cable.comcast.com	Cable/Fiber Optic
DTE Energy 2000 2 <sup>nd</sup> Ave, Room 518 S.B. Detroit, MI 48226 Attn: Julie Gottardi 734-884-0585 gottardij@dteenergy.com	Electric
DTE Energy (Michcon) 17150 Allen Road Melvindale, MI 48122 Attn: Laurie Forrester 313-389-7261 forresterl@dteenergy.com	Gas

UtilityType of Service

MCI/Verizon  
5688 W Grand River Avenue  
Lansing, MI 48906  
Attn: Rick Chalmers  
517-318-8064  
rick.chalmers@verizonbusiness.com

Telephone/Fiber Optic

For protection of underground utilities, the Contractor shall call "MISS DIG" toll free at 1-800-482-7171 or call 811 a minimum of three (3) working days prior to excavation within the project limits. The Contractor must also notify utility owners who may not be part of the "MISS DIG" system.

The Contractor shall notify the City of Ann Arbor a minimum of three (3) days prior to beginning construction.

The Owners of public or private utilities which will not interfere with the completed project and which do not present a hazard to the public or an extraordinary hazard to the Contractor's operations will not be required to move their facilities on or from the street right-of-way.

The Contractor shall verify the location and depth of all utilities through Miss Dig and coordinate with the utilities to ensure that all utilities are protected during the project.

Protection of existing utility facilities is necessary during the project. Protection may include: holding utility poles, supporting underground facilities, temporary sheeting, bracing, poles, cables, sand fill or other means to complete the work. The Contractor is responsible for furnishing all labor, equipment and materials required to protect existing facilities during construction. Costs associated with protecting existing utilities will not be paid for separately.

MICHIGAN  
DEPARTMENT OF TRANSPORTATION

SPECIAL PROVISION  
FOR  
**DEBRIS OR MATERIALS IN TRAFFIC LANES**

CFS:BRZ

1 of 1

APPR:EMB:DAJ:01-10-08  
FHWA:APPR:06-01-11

**Delete Subsection 104.07.B.2 on page 36 of the Standard Specifications for Construction, in its entirety and replace it with the following:**

- 2. Construction Safety Program.** Before beginning work on the project, the Contractor must submit a written "Construction Safety Program" that outlines the plan and procedures for preventing and mitigating accidents and fires on the project and meeting all health and safety requirements of the contract. Also in the program include provisions for meeting the requirements of subsection 812.03 and details for the materials and equipment that will be used to prevent construction related debris or materials from entering the open lanes of traffic and what actions, including traffic control measures, will be taken to immediately and safely remove the debris or material from the roadway. The Contractor must meet with the Engineer to discuss the "Construction Safety Program" and to develop mutual understandings to govern the administration and enforcement of the program.

**Replace the second sentence in the first paragraph of Subsection 104.07.C.3 on page 37 of the Standard Specifications for Construction with the following:**

The Contractor is responsible, at the Contractor's expense, to provide the necessary materials and equipment to prevent construction related debris or materials from entering the open lanes of traffic. This includes protection of traffic controls, removal of spilled materials or debris from the roadbed or drainage courses, and repair of damaged facilities necessary for public travel and safety.

MICHIGAN  
DEPARTMENT OF TRANSPORTATION

SPECIAL PROVISION  
FOR  
**HIGH VISIBILITY CLOTHING**

SSA:JDG

1 of 1

APPR:MWB:CRB:06-18-14  
FHWA:APPR:06-27-14

**Add the following, to the end, of subsection 104.07.B, Safety and Health Requirements, on page 36 of the Standard Specification for Construction:**

4. **Worker Visibility.** Effective November 24, 2008, all workers within the right-of-way who are exposed to traffic or to construction equipment within the work area, must wear high visibility clothing.

High visibility clothing or high visibility safety apparel is personal protective safety clothing that is intended to provide conspicuity during both daytime and nighttime usage. High Visibility safety apparel must meet the Performance Class 2 or 3 requirements of the American National Standards Institute/International Safety Equipment Association (ANSI/ISEA) 107-2004 for High-Visibility Safety Apparel and subsequent revisions thereof.

Costs incurred to comply with this requirement will be the responsibility of the Contractor.



MICHIGAN  
DEPARTMENT OF TRANSPORTATION

SPECIAL PROVISION  
FOR  
**CONSTRUCTION STAGING AREAS**

DES:LFS

1 of 1

APPR:JJG:KAS:10-06-11  
FHWA:APPR:10-11-11

**Add the following subsection to section 107, on page 70 of the 2012 Standard Specifications for Construction:**

**107.22 Construction Staging Areas.** The contractor must not use any public recreation area as a staging area, marshalling yard, storage facility, or for any other construction support unless it is defined in the contract.

Public recreation areas include: parks, trails, game areas, wildlife and waterfowl refuges, playgrounds, golf courses, athletic fields or similar areas which are publically owned by public school districts, local, state, or federal governments.

Any agreements negotiated between the Contractor and the owner of the public recreation area, before or after the award of the contract will not be considered valid by the Department.

If the Engineer determines the Contractor is in non-compliance with this subsection, penalties up to and including termination of the contract, in accordance with subsection 108.12, may be enacted as well as the immediate restoration of the public recreation area at the Contractor's cost.

MICHIGAN  
DEPARTMENT OF TRANSPORTATION

SPECIAL PROVISION  
FOR  
**EROSION CONTROL, INLET PROTECTION, FABRIC DROP**

CFS:DMG

1 of 2

APPR:TWK:CP:08-29-16  
FHWA:APPR:08-30-16

**a. Description.** This work consists of furnishing and installing acceptable alternatives to inlet protection devices (devices) listed in the *Soil Erosion and Sedimentation Control Manual* when the pay item Erosion Control, Inlet Protection, Fabric Drop is included in the contract.

This work consists of providing all labor, equipment and materials necessary to furnish, install, maintain, dispose of collected material and remove devices at the locations shown on the plans or as directed by the Engineer.

**b. Materials.** The following devices are approved for use as acceptable alternatives:

1. Siltsack Type B, Regular Flow, by ACF Environmental, Inc.
2. Inlet Pro Sediment Bag, Standard Flow, with optional foam deflector by Hanes Geo Components.
3. Dandy Curb Bag, Dandy Bag, Dandy Curb Sack, Dandy Sack, or Dandy Pop by Dandy Products, Inc.
4. Basin Bag, Regular Flow by CSI Geoturf.

Ensure provided devices are sized appropriately for the drainage structures in which they will be installed.

**c. Construction.** Install, maintain and remove the devices according to the manufacturer's guidelines. Remove material collected by the devices according to the manufacturer's guidelines or as directed by the Engineer.

Dispose of collected material in accordance with subsection 205.03.P of the Standard Specifications for Construction. Those devices that are no longer needed and have been removed may be reused elsewhere on the project as approved by the Engineer.

**d. Measurement and Payment.** The completed work, as described, will be measured and paid for at the contract unit price using the following pay item:

<b>Pay Item</b>	<b>Pay Unit</b>
Erosion Control, Inlet Protection, Fabric Drop.....	Each

**Erosion Control, Inlet Protection, Fabric Drop** will be paid for as one each for each time the alternate device listed herein is installed, maintained, and removed at a separate location within the project limits.

MICHIGAN  
DEPARTMENT OF TRANSPORTATION

SPECIAL PROVISION  
FOR  
**PAVEMENT MARKINGS ON CAPITAL PREVENTIVE MAINTENANCE PROJECTS -  
MICRO-SURFACING**

PMK:MKB

1 of 1

APPR:EMC:CRB:07-05-16

FHWA:APPR:07-13-16

**a. Description.** Ensure the completed work is in accordance with sections 811, 812 and 922 of the Standard Specifications for Construction and this special provision for the application of both temporary and permanent pavement markings on Capital Preventive Maintenance (CPM) Projects - Micro-surfacing only.

**b. Materials.** Use Pavt Mrkg, Wet Reflective, Type NR, Paint, 4 inch, (color), Temp on the leveling course only. Use Pavt Mrkg, Waterborne, \_\_ inch, (color) on the surface course before opening to traffic.

Do not use Type R tape for temporary markings on either the leveling or surface course on Micro-Surfacing Projects.

Apply Pavt Mrkg, Waterborne, 2nd application, \_\_ inch, (color), or a first application of Pavt Mrkg, Sprayable Thermopl, \_\_ inch, (color) after allowing the surface to wear for approximately 30 days or as determined by the Engineer.

**c. Construction.** Small self-propelled paint strippers may be used to apply temporary centerline and lane line markings on the leveling course only. Do not use these machines to apply an edge line. If striping an edge line on the leveling course, use certified equipment capable of placing markings as required in subsection 811.03 of the Standard Specifications for Construction.

Do not use small self-propelled paint strippers to mark the surface course. This equipment will not be certified by the Department. It is the Contractor's responsibility to assure their equipment applies a retro reflective uniform line on the leveling course that is clearly visible at night.

Leave these temporary markings in place for no more than 3 days. If the markings are in place for 3 days, on the 4th day the Contractor will either place the surface course or have the temporary markings on the leveling course retraced with Pavt Mrkg, Waterborne, \_\_ inch, (color), using certified equipment capable of placing markings as required in subsection 811.03 of the Standard Specifications for Construction.

**d. Measurement and Payment.** The completed work for **Pavt Mrkg, Wet Reflective, Type NR, Paint, 4 inch, (color), Temp** and/or **Pavt Mrkg, Waterborne, \_\_ inch, (color)** placed on the leveling course will not be paid for separately, but included in associated items.

**Pavt Mrkg, Waterborne, \_\_ inch, (color); Pavt Mrkg, Waterborne, 2nd application, \_\_ inch, (color),** or a first application of **Pavt Mrkg, Sprayable Thermopl, \_\_ inch, (color)** on the surface course only, will be paid for under the associated pay item.

MICHIGAN  
DEPARTMENT OF TRANSPORTATION

SPECIAL PROVISION  
FOR  
**WET REFLECTIVE LIQUID APPLIED PAVEMENT MARKINGS**

PMK:MKB

1 of 2

APPR:MWB:DBP:03-24-16

FHWA:APPR:03-24-16

**a. Description.** This work consists of furnishing and installing wet night retroreflective (WR) beads and/or elements and liquid applied pavement marking materials.

**b. Materials.**

1. Wet Night Retroreflective Beads and/or Elements. Select WR beads and/or elements from one of the following Manufacturers or a Department approved alternative that meets the requirements in Table 1:

3M Corporation  
Potter's Industries  
Swarco  
Flex-o-Lite

**Table 1: WR Markings**

Average Initial Retroreflectivity at 30 meter geometry in mcd/lux/m <sup>2</sup>		
Test Method	Color	
	White	Yellow
Dry (ASTM E 1710)	700	500
Wet Recovery (ASTM E 2177)	250	200

Ship the material to the job site in sturdy containers marked in accordance with subsection 920.01.A of the Standard Specifications for Construction.

Submit to the Engineer prior to the start of work:

A. The Manufacturer's recommended application rate of the beads/elements and the liquid applied pavement marking binder to be used on the project. If the Manufacturer's recommended application rate differs from the specified rate in Table 811-1 of the Standard Specifications for Construction, the Manufacturer's recommended rate supersedes the table values.

B. Certification from the Manufacturer that when applied according to their application recommendations the beads and/or elements meet the requirements shown in Table 1 above.

2. Binder. Provide a liquid pavement marking product of the binder type specified in the contract documents from section 811 of the Qualified Products List or as specified by special provision, or use an alternative binder as approved by the Engineer.

**c. Construction.** Place the binder and beads in accordance with the Manufacturers' recommendations and sections 811 and 920 of the Standard Specifications for Construction except as noted above.

**d. Measurement and Payment.** The completed work, as described, will be measured and paid for at contract unit prices using the following pay items:

<b>Pay Item</b>	<b>Pay Unit</b>
Pavt Mrkg, Wet Retrflec (binder), __ inch, (color) .....	Foot

MICHIGAN  
DEPARTMENT OF TRANSPORTATION  
  
SPECIAL PROVISION  
FOR  
**TRAFFIC CONTROL QUALITY AND COMPLIANCE**

OPR:JJG

1 of 2

APPR:CER:DBP:01-20-11  
FHWA:APPR:06-20-11

**Delete the subsection 812.03.C, Deficient Traffic Control Operations on page 601 of the Standard Specifications for Construction in its entirety, and replace with the following.**

**C. Deficient Traffic Control Operations.**

**1. Traffic Control Quality and Compliance.** The following applies to all aspects of the traffic control plan and traffic control devices except the Type D lights on plastic drums which are covered elsewhere in the contract.

**a. Traffic Control not Anticipated in Design.** If at any time during the project, including the time during the seasonal suspension, the Engineer documents that the traffic control requires improvements beyond the scope of the Traffic Control Plan, the Engineer will provide written instructions to the Contractor and traffic control supplier what improvements are required. The Contractor must develop and submit to the Engineer for approval, a written implementation schedule for improvements. If the schedule is not approved, or if the schedule is approved but is not followed, the Department will adjust the contract according to subsection 812.03.C.1.c.iii. If the implementation schedule is not followed, the Engineer will notify the Contractor and traffic control supplier in writing that they are in violation of this subsection. The work of making traffic control improvements directed by the Engineer that are beyond the scope of the Traffic Control Plan will be paid for as extra work.

**b. As Designed Traffic Control.** If at any time during the project, including the time during the seasonal suspension, the Engineer documents that the traffic control is deficient, inadequate or improperly placed, the Engineer will provide written notification with instructions for corrective action to the Contractor and traffic control supplier. Upon receipt of the notification of corrective action, the Contractor has 4 hours to correct the traffic control. If the traffic control cannot be corrected within the 4 hour time period, the Contractor will develop a written implementation schedule for the corrective action and submit the schedule to the Engineer for approval within 1 hour of receiving the written notification. If the schedule is not approved, or if the schedule is approved but is not followed, the Department will adjust the contract according to subsection 812.03.C.1.c.iii. If the implementation schedule is not followed, the Engineer will notify the Contractor and traffic control supplier in writing that they are in violation of this subsection.

**c. Corrective Action.** The Engineer will give written notification to the Contractor as identified above. Failure to make corrections within the timeframe required may result in the following actions by the Engineer:

- i. Stop work on the project until the Contractor completes corrective action,
- ii. Order corrective action by others in accordance with subsection 107.07, subsection 108.02, subsection 812.03.B, and in the interest of public safety.
- iii. A contract price adjustment will be made in the amount of \$100 per hour for every hour or portion thereof the improvements or corrective action remains incomplete as described herein. If improvements or corrections have not been made to the satisfaction of the Department, the contract will be adjusted until the traffic control is acceptable.



MICHIGAN  
DEPARTMENT OF TRANSPORTATION

SPECIAL PROVISION  
FOR  
**LIGHTS ON TRAFFIC CONTROL DEVICES**

OPR:AMK

1 of 2

APPR:JJG:DBP:06-26-12  
FHWA:APPR:08-08-12

**Delete the third paragraph of subsection 812.03.D.5, Channelizing Devices, on page 605 of the Standard Specifications for Construction, in its entirety and replace with the following:**

Use plastic drums or plastic drums with attached lights as called for in the contract. For plastic drums where lights are required provide one Type D warning light on each plastic drum. Fasten the warning light to the top of the drum in accordance with subsection 922.07. Stand the plastic drums upright and stabilize them with weight to prevent overturning. Do not mount signs on the drums.

**Delete the second paragraph of subsection 812.03.D.6.b, 42 inch Channelizing Devices, on page 605 of the Standard Specifications for Construction, in its entirety and replace with the following:**

Place plastic drums or lighted plastic drums as called for in the contract in the taper area, ensuring the device spacing does not exceed, 1 foot/mile per hour times the work zone speed limit in miles per hour.

**Delete the first paragraph of subsection 812.03.D.15, Portable Changeable Message Signs, on page 614 of the Standard Specifications for Construction, in its entirety and replace with the following:**

Use portable changeable message signs (PCMS) as required. Delineate a deployed PCMS using three plastic drums or three lighted plastic drums wrapped with high intensity reflective sheeting as called for in the contract. If the PCMS is in use, rest the tires on the ground with wheel chocks or elevate the trailer, with the bottom of the tires above the ground. If a PCMS is not needed, turn it off and remove it from the immediate traffic area in accordance with subsection 812.03.G.5.

**Delete the third paragraph of subsection 812.03.G.6, Maintaining Lights, on page 618 of the Standard Specifications for Construction, in its entirety and replace with the following:**

For plastic drums where lights are required per the contract ensure lights work at the time of initial installation and at stage changes during the project. During the project, ensure at least 95 percent of the total number of active lights, work. Ensure that no more than three adjacent lights are non-operational at any time.

Any inspection and discovery of non-functioning lights by the Engineer will be documented and provided to the prime contractor and the traffic control supplier.

If written notification of non-functioning lights is given prior to 12:00 p.m. (noon), 95 percent compliance will be required within the same day before 12:00 a.m. (midnight).

If notice is given after 12:00 p.m. (noon), 95 percent compliance must be attained as soon as possible, but no later than 11:59 p.m. of the following day.

A contract price adjustment, of \$100 per hour for every hour the lights are non-functioning or corrective action remains incomplete after the compliance period, is to be processed for failure to be in compliance per the time frames as noted above. The \$100 per hour assessment is not per individual light, but is based on the overall notification of non-compliant lights.

**Delete the second paragraph of subsection 812.03.I.3, Aggregate Surface and HMA, on page 620 of the Standard Specifications for Construction, in its entirety and replace with the following:**

During darkness, place and maintain plastic drums or lighted plastic drums, wrapped with high intensity reflective sheeting, to protect traffic as called for in the contract. For windrow sections in the center of the travel way, install plastic drums or lighted plastic drums wrapped with high intensity reflective sheeting as called for in the contract, at the ends, along each side, and at the end of breaks where traffic passes through or crosses the windrow. Alternate the placement of drums along each side with no greater than 150 feet between the drums.

**Delete subsection 812.03.I.5.b, Staggered Lane Endings with Vertical Longitudinal Joints, on page 621 of the Standard Specifications for Construction, in its entirety and replace with the following:**

- b. If the points of ending of adjacent lanes are less than 250 feet apart, install plastic drums or lighted plastic drums as called for in the contract, at 30 foot intervals along the length of each side of the affected pavement, and place W21-4 "Road Work Ahead" signs ahead of the pavement area.

**Delete subsection 812.04.I, Sign, Portable, Changeable Message, Operated, on page 626 of the Standard Specifications for Construction, in its entirety and replace with the following:**

I. **Sign, Portable, Changeable Message, Operated.** The unit price for **Sign, Portable, Changeable Message, Oper** includes the cost of programming and operating the signs in accordance with subsection 812.04.E. The Department will pay separately for the cost of delineating each trailer with, three plastic drums or three lighted plastic drums as called for in the contract, as **Plastic Drums, High Intensity, Furn; Plastic Drums, High Intensity, Oper; Plastic Drums, High Intensity, Lighted, Furn; or Plastic Drums, High Intensity, Lighted, Oper.**

MICHIGAN  
DEPARTMENT OF TRANSPORTATION

SPECIAL PROVISION  
FOR  
**SUPPORTS FOR TEMPORARY SIGNS**

OPR:CRB

1 of 1

APPR:MWB:DBP:06-26-12  
FHWA:APPR:08-18-12

**Delete the last paragraph of subsection 812.03.D.3, on page 604 of the Standard Specifications for Construction in its entirety, and replace with the following.**

Mount construction signs on portable sign support standards only if signs are to remain in place for 14 days or less, or as allowed by the Engineer if fixed supports are not possible.

MICHIGAN  
DEPARTMENT OF TRANSPORTATION

SPECIAL PROVISION  
FOR  
**SUPERPAVE FINAL AGGREGATE BLEND REQUIREMENTS**

CFS:KPK

1 of 2

APPR:JFS:CJB:04-03-15

FHWA:APPR:04-07-15

**a. Description.** This special provision establishes the Superpave final aggregate blend gradation requirements and the Superpave final aggregate blend physical requirements.

**b. Materials.** Replace Table 902-5 and Table 902-6 of the Standard Specifications for Construction with the following tables.

<b>Table 902-5</b>						
<b>Superpave Final Aggregate Blend Gradation Requirements</b>						
<b>Standard Sieve</b>	<b>Percent Passing Criteria (control points)</b>					
	<b>Mixture Number</b>					
	<b>5</b>	<b>4</b>	<b>3 Leveling Course</b>	<b>3 Base Course</b>	<b>2</b>	<b>LVSP (a)</b>
1½ inch	—	—	—	—	100	—
1 inch	—	—	100	100	90–100	—
¾ inch	—	100	90–100	90–100	≤90	100
½ inch	100	90–100	≤90	≤90	—	75–95
⅜ inch	90–100	≤90	—	—	—	60–90
No. 4	≤90	—	—	—	—	45–80
No. 8	47-67	39-58	35-49	23-49	19-45	30-65
No. 16	—	—	—	—	—	20-50
No. 30	—	—	—	—	—	15-40
No. 50	—	—	—	—	—	10-25
No. 100	—	—	—	—	—	5-15
No. 200	2.0–10.0	2.0–10.0	2.0–8.0	2.0–8.0	1.0–7.0	3–6
a. For LVSP, less than 50 percent of the material passing the No. 4 sieve may pass the No. 30 sieve.						

**Table 902-6  
Superpave Final Aggregate Blend Physical Requirements**

Est. Traffic (million ESAL)	Mix Type	Percent Crushed Minimum Criteria		Fine Aggregate Angularity Minimum Criteria		% Sand Equivalent Minimum Criteria		Los Angeles Abrasion % Loss Maximum Criteria		% Soft Particles Maximum Criteria (a)		% Flat and Elongated Particles Maximum Criteria (b)	
		Top & Leveling Courses	Base Course	Top & Leveling Courses	Base Course	Top & Leveling Courses	Base Course	Top & Leveling Courses	Base Course	Top & Leveling Courses	Base Course	Top & Leveling Courses	Base Course
< 0.3	LVSP	55/—	—	—	—	40	40	45	45	10	10	—	—
< 0.3	E03	55/—	—	—	—	40	40	45	45	10	10	—	—
≥0.3 - <1.0	E1	65/—	—	40	—	40	40	40	45	10	10	—	—
≥1.0 - < 3	E3	75/—	50/—	43	40	40	40	35	40	5	5	10	10
≥3 - <10	E10	85/80	60/—	45	40	45	45	35	40	5	5	10	10
≥10 - <30	E30	95/90	80/75	45	40	45	45	35	35	3	4.5	10	10
≥30 - <100	E50	100/100	95/90	45	45	50	50	35	35	3	4.5	10	10

(a) Soft particles maximum is the sum of the shale, siltstone, ochre, coal, clay-ironstone and particles that are structurally weak or are non-durable in service.  
(b) Maximum by weight with a 1 to 5 aspect ratio.

Note: "85/80" denotes that 85 percent of the coarse aggregate has one fractured face and 80 percent has at least two fractured faces.

MICHIGAN  
DEPARTMENT OF TRANSPORTATION

SPECIAL PROVISION  
FOR  
**CAPITAL PREVENTIVE MAINTENANCE AGGREGATE BLEND PHYSICAL  
REQUIREMENTS**

CFS:SAB

1 of 1

APPR:CG:JFS:10-21-15

FHWA:APPR:10-22-15

**Delete the existing Table 902-8 on page 752, of the 2012 Standard Specifications for Construction, in its entirety, including all errata items in 12SS-001A that call for changes to Table 902-8, and replace with the following:**

Table 902-8 CPM Aggregate Blend Physical Requirements										
Material	Percent Crushed (Min) MTM 117	Angularity Index (Min) MTM 118	Uncompacted Void (Min) AASHTO T 304	Los Angeles Abrasion (% Loss Max) MTM 102 (i)	AWI (Min.) MTM 112	Soft Particles (% Max) MTM 110	Sand Equivalent (% Min) AASHTO T 176	Flat and Elongated (% Max) ASTM D 4791	Absorp. (% Max) AASHTO T 85	Mico-Deval (% Loss Max) AASHTO T 327
27SS (h)	90 (b)	—	40	35	260	5.0 (a)	45	25.0 (e)	3.0	18
30SS (h)	90 (b)	—	40	35	260	5.0 (a)	45	25.0 (e)	3.0	18
34CS	95	—	—	35 (c)	260 (d)	3.5 (a)	—	12.0 (e)	—	—
2FA	—	4.0 (f)	—	45	260	—	60 (g)	—	—	—
3FA	—	4.0	—	45	260	—	60	—	—	—

a. Sum of shale, siltstone, clay-ironstone, and structurally weak.  
b. Percent two-faced crushed.  
c. L. A. Abrasion maximum loss of 45 for blast furnace slag.  
d. Does not apply to shoulder area of the chip seal.  
e. For material retained on the No. 4 sieve, ensure the ratio between length to width, or length to thickness, or combination is no greater than 3:1.  
f. Angularity Index must exceed 2.0 for at least 50 percent of the blending sands for slurry seal applications.  
g. Does not apply to slurry seals.  
h. Must be 100% virgin aggregate.  
i. If a blend of different aggregate sources, the abrasion value applies to each source

MICHIGAN  
DEPARTMENT OF TRANSPORTATION  
  
SPECIAL PROVISION  
FOR  
**PERMANENT PAVEMENT MARKING MATERIALS**

PMK:MKB

1 of 1

APPR:MWB:CRB:07-07-16  
FHWA:APPR:07-13-16

**Delete the first paragraph of subsection 920.01, on page 890 of the 2012 Standard Specifications for Construction in its entirety and replace it with the following:**

Select pavement marking materials from the Qualified Products List unless specified otherwise by special provision in the contract. For black liquid shadow markings and blue markings used in parking areas, either choose a product of the specified binder material and color from the Qualified Products List or select a white product of the specified binder material from the Qualified Products List and tint the product to the appropriate color.

Use liquid applied pavement marking materials manufactured in the previous 12 months or within the shelf-life directed by the manufacturer, whichever is less. Use solid applied materials within the shelf-life directed by the manufacturer. Provide certification that liquid and solid applied pavement marking materials have been stored per the manufacturer's requirements. Materials not in compliance will be rejected and removed at the Contractor's expense.

**Delete the second paragraph from subsection 920.02.A, on page 891 of the Standard Specifications for Construction in its entirety and replace it with the following:**

Glass beads must meet the general requirements of subsection 920.02.B, and the applicable requirements for specific applications of subsection 920.02.C. All glass beads meeting subsections 920.02.B and 920.02.C to be used on Federal-aid projects must contain no more than 200 parts per million of arsenic or lead, as determined in accordance with *Environmental Protection Agency* testing methods 3052, 6010B, or 6010C.

**Add the following after the last paragraph of subsection 920.02.C, on page 892 of the 2012 Standard Specifications for Construction:**

6. **Modified Urethane.** The type, gradation, and application rates for glass beads used with modified urethane marking material must meet the modified urethane manufacturer's recommendation.

Use a double drop system of large and standard glass beads, a double drop system of ceramic elements and standard glass beads, or an Engineer-approved alternate for recessed longitudinal markings. Ensure large glass beads meet federal specification TTB-1325 for a Type 4 glass bead.

MICHIGAN  
DEPARTMENT OF TRANSPORTATION  
SUPPLEMENTAL SPECIFICATION  
FOR  
**ERRATA TO THE 2012 STANDARD SPECIFICATIONS**

1 of 30

03-07-17

Page	Subsection	Errata
3	101.02	Modify the abbreviation reading "AIS" to read "AISI".
4	101.02	Delete the following abbreviations and the long forms MDELEG MDNRE Add the following abbreviations and the long forms MDNR Michigan Department of Natural Resources MDEQ Michigan Department of Environmental Quality MDLARA Michigan Department of Licensing and Regulatory Affairs NESC National Electrical Safety Code
27	103.02.B.2	Change the last sentence of the first paragraph to read "For decreases below 75 percent, the maximum allowable payment for work performed, including any adjustment, will not exceed an amount equal to 75 percent of the original contract quantity times the contract unit price."
34	104.05	The first sentence of this subsection should read "If the Contractor performs unauthorized work (work performed without the inspections required by the contract, extra work performed without Department approval, work performed contrary to the inspectors direction, or work performed while under suspension by the inspector), the Engineer may reject the unauthorized work."
46	104.12	Add the following to the end of the first paragraph "The use of right-of-way in wetlands and floodplains, or the crossing of water courses by construction equipment is prohibited."
53	105.09	Add the following to the end of the second paragraph "Any specifically produced material not purchased by the Department, will remain the Contractors and must be removed from the project prior to final acceptance."
56	107.02.B.2	This sentence should read "U.S.Army Corps of Engineers' Section 404, Dredge and Fill; and Section 10, Navigable Waterway."
56	107.02.B	Add the subsection reading as follows: "3. U.S. Coast Guard Section 9, Navigable Waterway."  Change "MDNRE" to "MDEQ" in this subsection.



Page	Subsection	Errata		
64	107.12	Change the first sentence of the first paragraph to read: "For protection of underground utilities and in accordance with 2013 PA 174, the Contractor must notify Miss Dig at least 3 work days, excluding Saturdays, Sundays and holidays, before beginning each excavation in areas where public utilities have not been previously located."		
65	107.15.A	Change "MDNRE" to "MDEQ" in four instances in this subsection.		
66	107.15.A.3	Add the following to the end of the paragraph "Note that a burn permit from the MDNR is required for any open burning whenever the ground is not snow covered. Any individuals that allow a fire to escape will be in violation of the Natural Resources and Environmental Protection Act and will be required to reimburse the costs of suppressing the wild fire."		
67*	107.16	The third sentence should read "In State Forests, the Contractor must contact the local Unit Manager, Forest Management Division, MDNR, regarding the work to be performed within or adjacent to the forest land."  Delete the last sentence of the first paragraph of this subsection.		
80	108.08.F	Delete the second paragraph in its entirety.		
80	108.08.G	Add the following new subsection: "G. The Contractor may propose and the Engineer may approve another equitable method, supported by an acceptable rationale to determine time extensions for any of the excusable delays listed in subsection 108.08.		
83	108.10.C	Change the last sentence of the first paragraph to read: "The liquidated damages may contain one or more components of damages added together."		
83	108.10.C.1	In Table 108-1 delete the last row of the table and replace it with the following: <table border="1" data-bbox="570 1369 1219 1411"> <tr> <td data-bbox="570 1369 732 1402">≥50,000,000</td> <td data-bbox="1143 1369 1219 1402">4,500</td> </tr> </table>	≥50,000,000	4,500
≥50,000,000	4,500			
102	109.05.E.1	Change the second sentence of the third paragraph to read: "Provide the content specified in subsection 109.05.D.11 for the applicable items in this statement and as follows:"		
107	150.04	Change the following pay item reading "Mobilization, Max ___" to read "Mobilization, Max (dollar)" at nine locations throughout the subsection.		
112	201.03.A.3.b	Change "MDNRE" to "MDNR" in three instances in this subsection.		
150	208.01	Change "MDNRE" to "MDEQ" in this subsection.		
180	308.03.A	Change the first sentence of the second paragraph to read:		

An asterisk (\*) indicates an entry which has been revised from an earlier version of this Supplemental Specification.

Page	Subsection	Errata
		"Do not operate equipment required to place backfill directly on geotextile products."
185	401.03.A	Change the first sentence of the second paragraph to read: Where unstable soil conditions, or obstructions other than rock, require excavation of the trench below the elevation detailed on the plans; undercut, backfill, and compact the trench as directed by the Engineer.
188	401.03.H	Change the second sentence of the paragraph to read "Jack steel pipes in place in accordance with subsection 401.03.G".
189	401.03.N	Add the following sentence to the end of the first paragraph "Where possible, maintain the stream flow thru a temporary channel or temporary culvert."  The second sentence of the second paragraph should read "Direct water from the dewatering operations through a filter bag before discharging to an existing drainage facility."
190	401.04	Change the fourth pay item from the end of the list to read as follows: "Steel Casing Pipe, __ inch, Tr Det __."
195	402.03.C	Change the third sentence of the first paragraph to read as follows: "Wrap pipe joints, with a diameter greater than 24 inches, using geotextile blanket."
200	402.04	Change the third pay item from the top of the list to read as follows: "Sewer, CI __, __ inch, Jacked in Place"
200	402.04.A	Change the last sentence of the subsection to read as follows: "The unit price for <b>Sewer</b> and <b>Sewer, Reinf Conc, Ellip</b> includes the cost of excavation, backfill, geotextile blanket and mandrel testing."
201*	402.04.H	Change the last sentence of the first paragraph to read "The Department will not make an adjustment in the pay items of <b>Minor Traf Devices</b> or <b>Traf Regulator Control</b> ."
208	403.04.D.3	Change the sentence to read: "Removing and replacing pavement adjacent to the adjusted cover per Standard Plan R-37 Series."
218	406.03.A.2	Change the first sentence of the first paragraph to read: "Design precast box culverts less than 10 feet in span length measured along the centerline of the roadway in accordance with current AASHTO LRFD Bridge Design Specifications and ASTM C 1577."  Add the following sentence to the end of the first paragraph: "Design precast box culverts greater than or equal to 10 feet in span length measured along the centerline of the roadway for HL-93 Modified live load."

Page	Subsection	Errata
219	406.03.B	Change the first sentence of the first paragraph to read: "Submit shop drawings for culverts greater than or equal to 10 feet in span length measured along the centerline of the roadway to the Engineer, for review and approval in accordance with subsection 104.02."
219	406.03.C.1	Change the second sentence of the first paragraph to read: "Before manufacture, perform load ratings on precast three-sided, arch or box culverts greater than or equal to 10 feet in span length measured along the centerline of the roadway, in accordance with the AASHTO Manual of Bridge Evaluation, Section 6, Part A, the Michigan Bridge Analysis Guide current at the time load rating is performed, and the Michigan Structure Inventory and Appraisal Guide."
223	406.03.G	Add the following after the first sentence of the second paragraph: "Where possible, maintain the stream flow thru the existing channel, temporary channel, or temporary culvert."
224	406.03.G	Replace the fifth paragraph of this subsection with the following: "The Contractor may use cast-in-place wing walls, headwalls, and aprons, as alternatives to precast wing walls, headwalls, and aprons. Attach cast-in-place wing walls or headwalls as shown on the shop drawings."
225	406.03.G.2	Change the third sentence of the first paragraph to read: "Before placing the open-graded aggregate 34R, compact the coarse aggregate 6A using at least three passes of a vibrating plate compactor."
226	406.03.G.2	Change the first sentence of the second paragraph of this subsection to read: "Fill the space between the box culvert joints during placement of box sections with closed-cell rubber extrusion type gaskets in accordance with ASTM C 990."
226	406.04.A.9	Change the sentence to read: "Providing plan modifications including design, additional plan quantities and pay items to accommodate any changes to the precast units as shown on the plans."
226*	406.04.A	Add the following paragraph after the last paragraph of the subsection: "The substructure design is specific to the three-sided or arch culvert detailed on the plans. The Contractor must use approved MDOT service vendors qualified in Hydraulics, Geotechnical Engineering Services, and Short and Medium Span Bridges to perform the required design and plan modifications, as directed by the Engineer, if the Contractor selects a culvert shape different than shown on the plans."
227	406.04.B	Add the following new item in the list of items in this subsection:

Page	Subsection	Errata
		<p>2. Headwalls, wingwalls, aprons, and curtain walls, precast or cast-in-place;</p> <p>Renumber the exist items 2 through 4 in this list to read 3 through 5.</p> <p>Delete existing item numbered 5 and replace with the following:</p> <p>6. Inserts for bars and connection hardware; and</p> <p>Renumber the existing item 6 in this list to read 7.</p>
227	406.04.B	<p>Delete the first and second paragraphs following the list of items in this subsection and replace with the following:            “The Department will pay separately for cast-in-place concrete, other than for culvert segments, wing walls, and headwalls; excavation; protective coating; providing and placing backfill material; by plan quantity in accordance with subsection 109.01.A.”</p>
239	501.03.C.6	<p>The first sentence of this subsection should read "Except as specified in subsection 501.03.C.4, removing HMA surface applies to removing HMA overlying a material designated for removal or that is required to remain in place."</p>
247	501.03.O	<p>Change footnote e in Table 501-5 to read:            "Flushing severe enough to significantly affect surface friction (Friction Number &lt;35)."</p>
249	501.04.H	<p>The first sentence of this subsection should read "The Engineer will measure, and the Department will pay for removing HMA surface, no greater than 12 inches thick, overlying a material designated for removal or that is required to remain in place, as <b>HMA Surface, Rem.</b>"</p> <p>The second paragraph of this subsection should read "The Engineer will measure, and the Department will pay for removing HMA surface, greater than 12 inches thick, overlying a material designated for removal or that is required to remain in place, as <b>Pavt, Rem</b> in accordance with subsection 204.04."</p>
257	503.03.E	<p>Delete this subsection in its entirety.</p>
265	504.03.E.3	<p>Delete this subsection in its entirety.</p>
269	504.04.A	<p>This subsection should read "The unit prices for <b>Micro-Surface</b>, regardless of the type required, include cleaning existing pavement; applying a bond coat; temporary pavement markings; stationing; corrective action; and traffic control to complete corrective action."</p>
299	601.04	<p>In table 601-2 delete the row for Grade P-NC concrete in its entirety.</p>
300	601.04	<p>In table 601-2, the first sentence of footnote b. should read:            “Use coarse aggregate 6A, 6AA or 6AAA for Grades P1, P2 and M.”</p>

Page	Subsection	Errata
		In table 601-2, footnote c. should read: "The mix design basis for bulk volume (dry, loose) of course aggregate per unit volume of concrete is 72% for Grade P1; 74% for Grade P2."
308	602.03.F	Note c. in Table 602-1 should read "Refer to Section D6 of the Materials Quality Assurance Procedures Manual for inspection procedure."
320	602.04.C.3	The last paragraph in this subsection should read "If the Engineer approves a substitution of a higher concrete grade for a lesser grade (e.g., P1 for P2), the Department will pay for the higher grade of concrete using the original bid and pay items of the lesser grade."
327	603.02	Change the second material in the list to read: "Concrete, Grade P-NC.....603"  Change the third material in the list to read: "Base Course Aggregate, 4G, 21AA, 22A.....902"
334	603.03.B.10	Change the last sentence of the second paragraph to read "Apply the required curing compound in two coats, at a rate of at least 1 gallon per 25 square yards for each coat."
342	603.04.G.3	Change "D1" to "W" in two instances in this subsection.
351	701.04	Replace Tables 701-1A and 701-1B with the Table 701-1 below.
372	705.03.C.1	Add the following sentence after the first paragraph of this subsection: "Do not drive piles within a radius of 25 feet of newly placed concrete until the concrete attains at least 75 percent of its specified minimum strength."
374	705.03.C.2.c	Change the last sentence of the second paragraph to read "Drive test piles to the minimum pile length or practical refusal, whichever is greater".
379	705.04	Change the fifth item down the list to read: "Pile, Galv (Structure No.)"
380	705.04	Change the last item in the list to read: "Pile Driving Equipment, Furn (Structure No.)"
383	706.02	The fourth paragraph following the list of materials should read "Provide AASHTO M 270, Grade 36 steel, meeting the requirements of ASTM A 786, galvanized in accordance with section 707, for expansion joint cover plates. Provide plates at least 3/8 inch thick. Use plates with a slip resistance equal to or greater than those meeting the requirements of ASTM A 786 and must be approved by the Engineer. Provide ASTM F 593 (Type 304) stainless steel, 3/4-inch or 1/2-inch diameter, flathead

Page	Subsection	Errata
		countersunk screws with 3/4-inch or 1/2-inch diameter inserts for use in expansion joint cover plates."
389	706.03.D.4.b	Change the first sentence of the fourth paragraph to read "Design forms, form supports, and attachments to carry dead loads, and resultant horizontal loads due to forming of cantilever overhangs."
390	706.03.E.4	Change the fourth sentence of the first paragraph to read: "Use wire ties to secure all bar intersections for the top mat. Use wire ties to secure all bar intersections for other mats where the product of the length and width of bar intersection spacing exceeds 120 square inches."
391	706.03.E.8	Change the first sentence of the second paragraph of this subsection to read: "Patch sawed or sheared ends and visible defects in accordance with ASTM A 775."
392	706.03.E.8	Change the last sentence of the third paragraph of this subsection to read: "Coat mechanical splices after splice installation in accordance with ASTM A 775 for patching damaged epoxy coating."
394	706.03.H.1	Delete the last paragraph on page 394 and replace it with the following: "Do not cast sidewalk, curb, or barrier pours until the deck concrete attains at least the minimum specified 7-day flexural or compressive strength, and after completion of the 7-day continuous wet cure. The forming of succeeding portions may occur, provided the wet cure is maintained."
406*	706.03.N.1.b	Add the following to the end of the last paragraph of the subsection: "Do not discontinue wet cure nor cast succeeding portions onto the bridge deck prior to completion of the 7-day two-phase continuous wet cure. Ensure excess or ponding cure water is removed prior to casting of succeeding structure portions."
416	707.03.C.1	Change the title of the subsection from "Shop Plans to read "Shop Drawings".  Change the second sentence of this subsection to read: "Do not use design drawings in lieu of shop drawings."
426	707.03.C.17	Change the second sentence in the first paragraph of this subsection to read: "Tap oversized galvanized nuts in accordance with ASTM A 563 or AASHTO M 292 and meet Supplementary Requirement S1 of ASTM A 563 or AASHTO M 292."
430	707.03.D.7.b	Delete the first sentence of the last paragraph of this subsection.

Page	Subsection	Errata
430*	707.03.D.7.b	Change the title of the Table 707-4 to read: "Minimum Bolt Tension for ASTM F 3125 Grade A 325"
430	707.03.D.7.b	Change "104,000" to "103,000" in the last row under the column titled Minimum Bolt Tension.
431	707.03.D.7.c	Add the following sentence to the end of the first paragraph of this subsection: "If using impact wrenches, provide wrenches sufficient to tighten each bolt in approximately 10 seconds."
431*	707.03.D.7.c	Change the first sentence of the second paragraph to read: "Do not reuse ASTM F 3125 Grade A 325 bolts and nuts.."
434	707.04.A	Change the first sentence of the first paragraph of this subsection to read: "The Engineer will measure structural steel by the calculated weight of metal in the finished structure, excluding filler metal in welding, as shown on the shop drawings or working drawings."
438	708.03.A.2	Change the title of the subsection from "Shop Plans to read "Shop Drawings".  Change the first sentence to read: "Submit shop drawings in accordance with subsection 104.02."  Change the fourth sentence to read: "Do not start production until the Engineer approves the shop drawings."
441*	708.03.A.11	Change the last sentence of the first paragraph to read "Cure concrete at temperatures from 70 °F to 150 °F until concrete attains the release strength shown on the shop drawings".
441	708.03.A.11	Change the fourth sentence of the fourth paragraph to read "Do not exceed a maximum concrete temperature of 150 °F during the curing cycle."
458	711.03.A	Change the first sentence in the first paragraph to read: "Shop drawings for structural steel and pipe railings are not required."
460	711.04.A	Change the second sentence of the first paragraph to read: "The unit price for <b>Bridge Barrier Railing</b> includes the cost of placing steel reinforcement, providing and placing concrete, constructing joints, and forming, finishing, curing and protecting the concrete."
461	711.04.F	The title of this subsection should read " <b>Reflective Marker, Permanent Barrier.</b> "
467	712.03.C	Add the following to the end of the third paragraph of the subsection:

Page	Subsection	Errata
		<p>“Notify the Engineer of any saw cuts in the top flange. Saw cuts equal to or less than 1/32 inch deep in steel beams must be repaired by grinding, to a surface roughness no greater than 125 micro-inches per inch rms, and tapering to the original surface using a 1:10 slope. Saw cuts in excess of 1/32 inch deep in steel beams require a welded repair to be submitted to the Engineer for approval. Weld in accordance with subsection 707.03.D.8 and provide adequate notice to allow the Engineer to witness the repair work. Inspect and test all saw cut repairs (including grinding repairs) using ultrasonic testing in accordance with 707.03.D.8.c at no additional cost to the Department.”</p>
471	712.03.J	<p>Add the following to the end of the second paragraph of the subsection: “Select adhesive anchor systems from the Qualified Products List.”</p>
471	712.03.J.1	<p>Delete the first paragraph in this subsection and replace it with the following: “Propose complete details of drilling, cleaning, and bonding systems for anchoring reinforcement and submit for the Engineer’s approval before use. The minimum embedment depth must be nine times the anchor diameter for threaded rod or bolt and twelve times the anchor diameter for reinforcing bar. Propose a drilling method that does not cut or damage existing reinforcing steel. Prepare at least three proof tests per anchor diameter and type in the same orientation in which they will be installed on the existing structure, on a separate concrete block, in the presence of the Engineer. The Engineer will proof test the proposed systems. The Engineer will base approval of the anchoring system on the following criteria:”</p>
471	712.03.J.2	<p>Change the third sentence of the first paragraph to read: “Use a tension testing device for unconfined testing, in accordance with ASTM E 488.”</p>
473	712.03.L.2	<p>Change the first sentence in the second paragraph of this subsection to read:            “If using epoxy coated steel reinforcement, epoxy coat mechanical reinforcement splices in accordance with ASTM A 775.”</p>
473	712.03.L.3	<p>Delete the existing first sentence in the first paragraph.</p>
473	712.03.L.3	<p>Change the third sentence of the first paragraph to read “Provide two test splices on the largest bar size.”</p>
473*	712.03.L.3	<p>Change the sentence beginning “Demonstrate to the.... to read: “Demonstrate to the Engineer that splices have a tensile strength of 125 percent of the bar yield strength and high strength splices have a tensile strength of 150 percent of the bar yield strength.”</p>
488	713.02	<p>Add the following as subsection 713.02.C:            “C. <b>Structural Steel for Retrofitting and Welded Repairs.</b> Structural steel material used for retrofitting and welded repairs of primary</p>



Page	Subsection	Errata
		members as defined in subsection 707.01.B must meet longitudinal Charpy V-Notch impact test requirements."
501	715.02	Add the following material reference above the two existing items: "Sealant for Perimeter of Beam Plates.....713"
508	715.03.D.1	Add the following sentence after the second paragraph of the subsection: "Apply sealant for perimeter of beam plates in accordance with subsection 713.03.F."
515	716.03.A	Delete the second paragraph of this subsection in its entirety.  Change the last sentence of the last paragraph of this subsection to read: "Provide a primer dry film thickness for the top flange between 4 mils and 10 mils."
519	716.04	Change the second sentence of the first paragraph of this subsection to read: "The unit price for <b>Field Repair of Damaged Coating (Structure No.)</b> includes the costs of making field repairs to the shop applied coating system; prime coat surfaces and exposed surfaces of bolts, nuts, and washers; and repairing stenciling."
521	717.04.B	This subsection should read "The unit price for <b>Drain Casting Assembly</b> includes the cost of providing and installing the downspout and, if necessary, the lower bracket to the drain casting."
522	718.02	Change the section number "906" in the third material in the list to read "919."
533	718.04	Delete the following pay item from the list: Temp Casing.....Foot
533	718.04.B.2	Delete this subsection in its entirety.
533	718.04.B.3	Renumber this subsection as follows: "2. <b>Permanent Casing.</b> "
540	802.04	Change "Non reinf" in the last pay item of the list with "Nonreinf".
545*	803.04.E	Change the second sentence of the second paragraph to read: "The unit price for <b>Railing for Steps</b> includes the cost of providing, fabricating, installing, and grouting the railing."
560	807.04	Delete the following pay item from the list: Guardrail Buffered End .....Each
560	807.04.B	Change the fifth paragraph of this subsection to read:

Page	Subsection	Errata
		"The Engineer will measure <b>Guardrail Salv</b> and <b>Guardrail, Mult, Salv</b> along the face of the rail (one face for multiple beams), including terminals and end shoes."
567	808.04.C	Change the first paragraph of this subsection to read: "The Department will not pay separately for protective fence required in accordance with subsection 104.07."
569	809.04.A	Change the first sentence to read: "The unit price for <b>Field Office, CI</b> ___ includes the cost of setup, providing access, grading, maintaining, plowing snow, and utility hook-up charges."
570	809.04.B	Delete the existing second and third sentences in the first paragraph and replace them with the following: "The unit price for <b>Field Office, Utility Fees</b> includes the cost of monthly usage fees for electricity, gas, telephone service and charges, fuel for the stove, monthly water and sanitary service."
570	809.04.B	Change the existing fourth sentence in the first paragraph to read: "The Department will reimburse the Contractor for monthly usage fees for electricity, gas, telephone, water and sanitary charges incurred by the Department."
575	810.03.K	Change the subsection to read "K. <b>Drilled Piles for Cantilever and Truss Foundations.</b> Construct drilled piles for cantilever and truss foundations in accordance with section 718."
578	810.03.N.2	Add the following sentence after the first sentence of the second paragraph on this page: "Mark each nut and bolt to reference the required rotation."
584	810.04	Delete the last pay item in the list: Truss Fdn Anchor Bolts, Replace.....Each
585	810.04.B.1	Change the second paragraph to read: "The unit prices for <b>Fdn, Truss Sign Structure Type</b> __, __ inch Dia, <b>Cased</b> and <b>Fdn, Cantilever Sign Structure Type</b> __, __ inch Dia, <b>Cased</b> include the cost of concrete, slurry, steel reinforcement, permanent casings, anchor bolts, excavation, and disposal of excavated material."
585	810.04.B.2	Change the second sentence of the first paragraph to read: "The unit prices for <b>Fdn, Truss Sign Structure Type</b> __, __ inch Dia, <b>Uncased</b> and <b>Fdn, Cantilever Sign Structure Type</b> __, __ inch Dia, <b>Uncased</b> include the cost of concrete, slurry, steel reinforcement, temporary casings, anchor bolts, excavation, and disposal of excavated material."

Page	Subsection	Errata
596	811.03.G	Delete this subsection in its entirety.
597*	811.03.H	Rename this subsection as follows: "G. <b>Raised Pavement Marker (RPM) Removal.</b> "
597*	811.04	Change "Crosshatching" in the last pay item of the list on this page to "Cross Hatching".
598*	811.04	Delete the following pay items from the list: Pavt Mrkg, (material), 4 inch, SRSM, (color).....Foot Pavt Mrkg, (material), 4 inch, SRSM, 2 <sup>nd</sup> Application, (color).....Foot  Add the following pay items to the list: "Pavt Mrkg, Polyurea, (legend).....Each Pavt Mrkg, Polyurea, (symbol).....Each"  Change the sixth item down the list to read: "Pavt Mrkg, Polyurea, __ inch, Cross Hatching, (color)"  Change the eleventh item down the list to read: "Rem Curing Compound, for Longit Mrkg, __ inch.....Foot"  Change the last item in the list to read: "Witness, Log, Layout, \$1000.00"
599	811.04.B	Delete this subsection in its entirety.
599	811.04	Rename the following subsections as follows: "B. <b>Call Back.</b> C. <b>Pavement Marking Removal.</b> D. <b>Material Deficiency.</b> "
602	812.03.D	Change the first sentence to read "Provide and maintain traffic control devices meeting the requirements in the ATSSA Quality Guidelines for Work Zone Traffic Control Devices and Features."
603	812.03.D.1	The last sentence on this page should read "Lay the sign behind the guardrail, with the uprights pointing downstream from the traffic, and place the support stands and ballasts close to the guardrail."
604	812.03.D.2	The first sentence of the fourth paragraph should read "Do not use burlap or similar material to cover Department or Local Government owned signs."
604	812.03.D.5	The fifth sentence of the first paragraph should read "Do not mix drums and cones within a traffic channeling sequence."
605	812.03.D.6.b	Change the first sentence of the first paragraph to read: "The Department will allow the nighttime use of 42-inch channelizing devices, in the tangent area only, on CPM and pavement marking of any

Page	Subsection	Errata
		duration where the use of plastic drums restricts proposed lane widths to less than 11 feet, including shy distance.”
605	812.03.D.7	Add the following sentence after the first sentence of the first paragraph: “Place a shoulder closure taper in advance of the lighted arrows placed on the shoulders.”
607	812.03.D.9	Delete the second paragraph of this subsection and replace with the following: “Link sections together to fully engage the connection between sections. Maintain the barrier with end-attachments engaged and within 2 inches of the alignment shown on the plans.”
608	812.03.D.10.b	Delete the second sentence of the second paragraph of this subsection beginning with "Install sand module attenuators..."
608	812.03.D.10.b	Add the following sentence after the second paragraph of this subsection: “Install impact attenuation devices as shown on the plans, as directed by the Engineer, or both.”
609	812.03.D.10.e	Delete the second paragraph of this subsection.
613	812.03.D.14.a.iii	Change the sentence in this subsection to read "Place an ET Type or SKT Type extruder guardrail ending on both blunt guardrail ends."
615	812.03.F	The second sentence of the second paragraph of this subsection should read: "The Contractor may use a Type R temporary pavement marking cover, per subsection 812.03.D.12 when authorized by the Engineer."
616	812.03.F.2	The last sentence of the first paragraph should read: "If the removal equipment cannot collect all removal debris, operate a self-propelled sweeper capable of continuously vacuuming up the removal debris immediately behind the removal equipment."
617	812.03.G.3	The first sentence of the second paragraph should read: "Sweep the shoulder and remove debris prior to placing traffic on the shoulder and throughout the time the shoulder is used to maintain traffic."
617	812.03.G.4.a	Delete "48 inch by 48 inch" from the first sentence of this subsection.
618*	812.03.G.7	The first sentence of the first paragraph should read: "Clean barrier reflectors, plastic drums, 42 inch channelizing devices, tubular markers, signs, barricades, and attached lights in operation on the project to ensure they meet required luminosity."
619	812.03.G.8	The second sentence of the third paragraph from the end of the subsection should read: "Illuminate traffic regulator stations at night per subsection 812.03.H."
621	812.03.I.6	Delete "48 inch by 48 inch" from the second sentence of this subsection.

Page	Subsection	Errata
622*	812.03.J	The second paragraph should read "Apply one 2-inch wide horizontal stripe of red and white conspicuity tape along at least 50 percent of each side of, and across the full width of the rear of the vehicle or equipment."
622	812.04	Change the second item down the list to read: "Traf Regulator Control"  Change the sixth item down the list to read: "Sign Cover, Type I"
626	812.04.I	Change the reference "812.04.E" in the first sentence to "812.04.D".
628	812.04.M.4	Add the following as the first sentence of this subsection: "The Engineer will not measure a temporary barrier ending move as <b>Conc Barrier Ending, Temp, Relocated</b> if it involves work defined in subsection 812.04.M.3."
629	812.04.N.1	Change the reference "811.04.D" in the second paragraph of this subsection to read "811.04.C".
630	812.04.S	Change the first sentence to read: "The Department will not make additional payments for traffic regulating, signing, arrow boards, and lighting systems for traffic regulator stations operated at night due to a temporary PTS system failure."
634	813.03.C.3	Change the reference "903.07.A" in the paragraph of this subsection to read "907.07.B".
646	815.04	Change the first, third and fourth pay items in the list to read: "Site Preparation, Max (dollar) ..... Lump Sum Watering and Cultivating, First Season, Min (dollar)..... Lump Sum Watering and Cultivating, Second Season, Min (dollar) ..... Lump Sum"
646	815.04.C.1	Change the following pay item reading: "Watering and Cultivating, First Season, Min. (dollar)" to read "Watering and Cultivating, First Season, Min (dollar)" at two locations throughout the subsection.
646	815.04.C.1.b	Delete this subsection in its entirety.
646	815.04.C.1.c	Rename this subsection to read: "b. Removal and disposal of unacceptable plants."
646	815.04.C.2	Change the following pay item reading: "Watering and Cultivating, Second Season, Min. (dollar)" to read "Watering and Cultivating, Second Season, Min (dollar)" at three locations throughout the subsection.
647	815.04.C.2	Change the last paragraph of this subsection to read:

Page	Subsection	Errata
		"For each unacceptable plant identified, the Engineer will calculate a 50 percent reduction in the unit price for the relevant <b>(Botanical Name)</b> pay item, and will process a negative assessment for each unacceptable plant for that amount."
650	816.03.B	Delete the first paragraph of this subsection and replace with the following: "Conduct soil tests when called for in the contract or when directed by the Engineer. Provide soils tests results to the Engineer when testing is required. Provide and place fertilizer as indicated below and as indicated in the soils tests, if required."
650	816.03.B.1	Change the sentence to read: "For Class A fertilizer, evenly apply 176 pounds of chemical fertilizer nutrient per acre on a prepared seed bed."
650	816.03.B.2	Change the sentence to read: "For Class B fertilizer, evenly apply 120 pounds of chemical fertilizer nutrient per acre on a prepared seed bed."
650*	816.03.B.3	Change the sentence to read: "For Class C fertilizer, evenly apply 80 pounds of chemical fertilizer nutrient per acre on established turf."
663*	819.01	Delete the first paragraph in the subsection and replace it with the following: "This work consists of providing operating electrical and lighting units; removing, salvaging, or disposing of existing electrical and lighting components; excavating, backfilling, restoring the site in accordance with section 816; and disposing of waste excavated materials. Complete this work in accordance with this section, section 820, and the contract and to the requirements of the NEC, the National Electrical Safety Code, and the MDLARA for those items not identified in the contract."  Change the third sentence of the second paragraph in this subsection to read: "Contact the MDLARA for electrical service inspection and pay the applicable fees."
671	819.03.F.1	Change the paragraph to read: "Install light standard foundations as shown on the plans and the standard plans, as applicable."
673	819.03.G.4.b	Change the last sentence of the first paragraph to read: "Tighten the anchor bolts to a snug tight condition as described in the third paragraph of subsection 810.03.N.2 ensuring the lock washer is completely compressed."
673	819.03.G.4.b	Delete the first two sentences of the second paragraph and replace with the following: "Tighten bolts connecting the pole to the frangible base to a snug tight condition. Snug tight is the tightness attained by a few impacts of an

Page	Subsection	Errata
		impact wrench, or the full effort of a person using an ordinary spud wrench. The lock washers must be fully compressed."
678*	819.04	Delete the last item in the list on this page reading: "DB Cable, in Conduit, 600 Volt, (number) 1/C# (size) ..... Foot"
680	819.04	Change the first paragraph to read: "Unless otherwise required, the unit prices for the pay items listed in this subsection include the cost of excavation, granular material, backfill, and disposal of waste excavated material. If the contract does not include pay items for restoring the site in kind in accordance with section 816, the Department will consider the cost of restoration included in the pay items listed in this subsection."
680	819.04.A	Add the following paragraph after the first paragraph of the subsection. "The unit prices for <b>Conduit, Rem</b> include the cost of removing the type, number, and size of conduit shown on the plans."  Change the third paragraph of the subsection to read: "The unit prices for <b>Conduit, (type), __ inch</b> and <b>Conduit, DB, (number), __ inch</b> include the cost of installing the type, number, and size of conduit shown on the plans, and installing marking tape."
681	819.04.B	Change the last paragraph of the subsection to read: "The unit price for <b>DB Cable, in Conduit, Rem</b> includes the cost of removing all cables from the existing conduit measured per lineal foot of conduit."
681	819.04.C	Change the first paragraph of the subsection to read: "The unit prices for <b>Cable, Rem</b> and <b>Cable, (type), Rem</b> include the cost of dead ending, circuit cutting, installing guying, work required to leave circuits operable, and disposing of the removed cables, wire, hardware, and other appurtenances."
681	819.04.D	Change the first paragraph of the subsection to read: "The unit price for <b>Cable, Pole, (type), Disman</b> includes the cost of dismantling and off-site disposal of the following:"
685	820.01.D	Change the sentence to read: "Excavate, backfill, restore the site in kind in accordance with section 816, and dispose of excess or unsuitable material;"
688	820.03.C	Change the seventh paragraph of this subsection to read: "Tighten top anchor bolt nuts, snug, in accordance with the first four paragraphs of subsection 810.03.N.2, except beeswax will not be required."
696	820.04	Add the following pay items to the list: "Pedestal, Pushbutton, Alum.....Each Pedestal, Pushbutton, Rem.....Each"

Page	Subsection	Errata
697	820.04.A.2	Change the sentence to read: "If the contract does not include pay items for restoring the site in kind in accordance with section 816, the Department will consider the cost of restoration included in the pay items listed in this subsection."
698	820.04.B	Delete the second paragraph of this subsection found on this page.
698	820.04.C	Change " <b>Fdns</b> " to read " <b>Fdn</b> " in four instances in this subsection.
701	820.04.J.3	Change the sentence to read: "Installing wires in the saw slots and to the handholes;"
701	820.04.J	Add the following as a new subsection: "7. A 3/4 inch minimum flexible conduit (non-metallic and rated for underground use) from the pavement to the handhole."
706	821.01.B	Change the website address listed after the second paragraph on this page to read: <a href="http://www.ngs.noaa.gov/heightmod/GuidelinesPublications.shtml">http://www.ngs.noaa.gov/heightmod/GuidelinesPublications.shtml</a>
711	822.03.B	Change the second paragraph to read: "If corrugations are required on concrete shoulders and the method of installation is not shown on the plans or directed by the Engineer, construct corrugations by grinding, or cutting."
720	823.04	Change the pay item seventh from the bottom of the list to read: "Water Shutoff, Adj, Temp, Case ___"
730	824.03.Q	Change the third sentence of the fourth paragraph to read: "Ensure placement of monumentation in accordance with section 821."
730	824.03.Q	Change the first sentence of the last paragraph to read: "The Department will not pay for work dependent on lost or destroyed stakes until the Contractor replaces the stakes."
732	824.04	Change the first sentence of the first paragraph following the list of pay items to read: "If the Engineer determines the Contractor will perform staking as extra work, the Department will pay for staking in accordance with section 103."
733	824.04	Change the left column header in Table 824-2 to read: <b>"Percent of Original Contract Amount Earned"</b>
739	902.02	Change the last aggregate testing description to read: "Determining Specific Gravity and Absorption of Fine Aggregates.....MTM 321"
742	902.03.C.1.a	Change the sentence to read:



<b>Page</b>	<b>Subsection</b>	<b>Errata</b>
		“Coarse aggregate includes all aggregate particles greater than or retained on the 3/4-inch sieve.”
742	902.03.C.2.a	Change the sentence to read: “Intermediate aggregate includes all aggregate particles passing the 3/4-inch sieve through those retained on the No. 4 sieve.”
742	902.03.C.2.b.iii	Change the sentence to read as follows: “Maximum Loss by Washing per MTM 108 of 3.0 percent”.
744	902.07	Delete the fourth paragraph of the subsection and replace it with the following: “The Engineer will only allow the use of granular material produced from crushed portland cement concrete for embankment and as trench backfill for non-metallic culvert and sewer pipes without associated underdrains. However, granular material produced from crushed portland cement concrete is not permitted as swamp backfill, nor within the top 3 feet below subgrade regardless of the application.
746*	902.11	Change the Item of Work by Section Number column in Table 902-1 for the 6AA row to read: "406, 601, 602, 706, 708, 806".  Change the Item of Work by Section Number column in Table 902-1 for the 6A row to read: "206, 401, 402, 406, 601, 602, 603, 706, 806".  Change the Item of Work by Section Number column in Table 902-1 for the 34R row to read: "401, 404, 406".
751*	902.11	Replace Table 902-6 with the Table 902-6 below.
751	Table 902-7	Under the Material column in the fourth row change the "FA2" to read "2FA".
751	Table 902-7	Under the Material column in the fifth row change the "FA3" to read "3FA".
752	Table 902-8	Under the Material column in the fourth row change the "FA2" to read "2FA".
752	Table 902-8	Under the Material column in the fifth row change the "FA3" to read "3FA".
761	Table 904-2	Delete the footnote f and any other reference to footnote f from the table.
767	905.03	Change the first sentence of the first paragraph to read: “Deformed bars, must meet the requirements of ASTM A 706, ASTM A 615, or ASTM A 996 (Type R or Type A only) for Grade 60 steel bars, unless otherwise required”.

Page	Subsection	Errata
767*	905.03	Change the first sentence of the second paragraph to read: "Unless otherwise specified, spiral reinforcement must meet the requirements of plain or deformed Grade 40 steel bars of ASTM A 615, ASTM A 996 (Type A), or the requirements of cold-drawn wire of ASTM A 1064".
767	905.03	Change the first sentence of the third paragraph to read: "Bar reinforcement for prestressed concrete beams must meet the requirements of ASTM A 996 (Type R) for Grade 60 steel bars, except the Engineer will allow bar reinforcement that meets the requirements of ASTM A 615 or ASTM A 996 (Type A) for Grade 40 steel bars for stirrups in prestressed concrete beams".
768	905.03.C	Change the first sentence in the subsection to read: "Epoxy coated steel reinforcement, if required, must be coated in accordance with ASTM A 775, with the following exceptions and additions."
768	905.03.C.3	Change the first sentence of this subsection to read: "Include written certification that the coated reinforcing bars were cleaned, coated, and tested in accordance with ASTM A 775 with the coating applicator."
768	905.05	Change the first sentence of the first paragraph to read: "Deformed steel bars must meet the requirements of ASTM A 706 or the requirements for Grade 40, Grade 50, or Grade 60 of ASTM A 615 or ASTM A 996 (Type R or Type A only)".
768	905.06	Delete this subsection in its entirety and replace it with the following: "Deformed wire fabric for prestressed concrete and fabric for concrete pavement reinforcement must meet the requirements of ASTM A 1064 and fabricated as required."
772*	906.07	Change the first paragraph to read: "High-strength bolt fasteners for structural joints must meet the requirements of ASTM F 3125 Grade A 325 Type 1 bolts. High-strength nuts for structural joints must meet the requirements of ASTM A 563 Grade DH or AASHTO M 292 Grade 2H. High-strength washers for structural joints must meet the requirements of ASTM F 436 Type 1 for circular, beveled, clipped circular, and clipped beveled washers."  Change the second sentence of the second paragraph of this subsection to read: "Galvanized nuts must be tapped oversize in accordance with ASTM A 563 and meet Supplementary Requirements S1, Lubricant and Rotational Capacity Test for Coated Nuts and S2, Lubricant Dye."
777*	907.03.D.2.a	Change the first sentence of the second paragraph to read: "Angle sections must be nominal 2½ inch by 2½ inch by ¼ inch."
777*	907.03.D.2.b	Change the first sentence of the first paragraph to read:

Page	Subsection	Errata
		"Angle section braces must be nominal 1¾ inch by 1¾ inch by ¼ inch or nominal 2 inch by 2 inch 3/16 inch."
782	908.04	Change the first sentence of the first paragraph of this subsection to read: "Steel castings for steel construction must meet the requirements of ASTM A 148 for Grade 60/90 carbon steel castings, as shown on the plans, unless the Engineer approves an alternate in writing."
783*	908.09.A	Change the title of this subsection and the first sentence to read "A. <b>Base Plates, Angle, and Non-Tubular Post Elements.</b> Galvanized base plates, angle, rail splice elements, and non-tubular post elements must meet the requirements of ASTM A 36 and ASTM A 123".
783*	908.09.B	Change the title of this subsection and the first sentence to read "B. <b>Rail Elements and Tubular Post Elements.</b> Rail elements and tubular post elements must meet the requirements of ASTM A 500, for Grade B and subsection 908.09.B and be galvanized in accordance with ASTM A 123".
784*	908.09.C	Change this subsection to read: "C. <b>Hardware.</b> Railing anchor studs must meet the requirements of ASTM A 449 Type 1. Heavy hex nuts must meet the requirements of ASTM A 563. Bolts, used as rail fasteners, must meet the requirements of ASTM F 3125 Grade A 325, Type 1. Where called for, round head bolts must meet the requirements of ASTM A 449 Type 1. The material for the railing hand hole screws must meet the requirements of ASTM A 276, Type 304. All nuts must meet the requirements of ASTM A 563 Grade DH or AASHTO M 292 Grade 2H. All flat washers must meet the requirements of ASTM F 436. Lock washers must be steel, regular, helical spring washers meeting the requirements of ANSI B18.21.1 - 1972. Bolts, nuts, washers and other hardware must be hot-dip galvanized in accordance with AASHTO M 232. Galvanized nuts must be tapped oversize in accordance with ASTM A 563, and meet Supplementary Requirements S1, Lubricant and Rotational Capacity Test for Coated Nuts, and S2, Lubricant Dye."
785*	908.11.B	Change the second paragraph to read: "Bolts, nuts, and round washers for guardrail, other than at bridge barrier railings, must meet the requirements of ASTM A 307 (Grade A), ASTM A 563 (Grade A with Supplementary Requirements S1 of ASTM A 563), and ASTM F 436, respectively."  Change the third paragraph to read: "Washers, other than round washers, for guardrail must meet the requirements for circular washers in ASTM F 436 except that the dimensions must be as shown on the plans."  Change the fifth paragraph to read:

Page	Subsection	Errata
		"Bolts, nuts, and washers for connections at bridge barrier railings must conform to ASTM F 3125 Grade A 325 Type 1 galvanized high-strength structural bolts with suitable nuts and hardened washers."
787	908.14.B	<p>Add the following sentence to the end of the third paragraph of this subsection:            "Exposed threaded ends of anchor bolts must be galvanized a minimum of 20 inches."</p> <p>Change the sixth paragraph in this subsection to read:            "Provide washers meeting the requirements of ASTM F 436 for circular washers."</p>
787	908.14.B	Change the second sentence of the fourth paragraph to read "After coating, the maximum limit of pitch and major diameter for bolts with a diameter no greater than 1 inch may exceed the Class 2A limit by no greater than 0.021 inch, and by no greater than 0.031 inch for bolts greater than 1 inch in diameter".
787*	908.14.C	Change the first paragraph to read "Provide either four or six high strength anchor bolts per the contract plans, meeting the mechanical requirements of ASTM F 1554, for Grade 105, with each standard. Anchor bolts for traffic signal strain poles must meet the requirements of subsection 908.14.B with the following exceptions and additions:"
789	909.03	Change the second sentence of the second paragraph to read: "As an alternative to the AASHTO M 36 requirements for metal pipe, the Contractor may use gasket material meeting the low temperature flexibility and elevated temperature flow test requirements of ASTM C 990, excluding the requirements for softening point, flashpoint and fire point."
793	909.06	Change the first sentence of the second paragraph of this subsection to read: "Provide Corrugated Polyvinyl Chloride Pipe (CPV) and required fittings meeting the requirements of AASHTO M 304."
793*	909.05.D	Change the second sentence of the paragraph to read "Provide a continuous welded joint to create a watertight casing that is capable of withstanding handling and installation stresses. Perform field welding by the SMAW process using E7018 electrodes."
794*	909.08.A	Change the first sentence to read: "Provide bridge deck downspouts of PE pipe meeting the requirements of ASTM F 714, PE 4710, DR 26."
804	Table 909-9	In the note area at the bottom of the table change the designation of the second note from "c." to "b."
811	910.04	Add the following sentence to the end of this subsection:

Page	Subsection	Errata
		"Fabricate silt fence according to subsection 916.02."
814	Table 911-1	In the 4 <sup>th</sup> row of the 5 rows in the table change the Property listed as "Total Organic Content (TOC)" to read "Total Organic Carbon (TOC)".
829*	912.08.K	Replace Table 912-10 with the Table 912-10 below.
833*	913.03.B	Change the first sentence of the first paragraph to read: "Clay brick, to construct manholes, catch basins, and similar structures, must meet the requirements of ASTM C 32, for Grade MS."
837*	914.04	Add the following as subsection 914.04.C: "C. <b>Lubricant-Adhesive for Neoprene Joint Seals.</b> The lubricant-adhesive must be a single-component moisture-curing polyurethane and aromatic hydrocarbon solvent mixture meeting ASTM D 2835, Type I. Ship in containers plainly marked with the lot or batch number of the material and date of manufacture. Store at temperatures between 58 and 80°F. Do not exceed 12 months shelf-life prior to use."
840	914.08	Change the first sentence of the second paragraph to read: "Straight tie bars for end-of-pour joints must consist of bars of the diameter and length shown on the plans meeting the requirements of ASTM A 615, ASTM A 706, or ASTM A 996 (Type R or Type A only)".
840*	914.09.A	Change the first sentence of the first paragraph to read: "Straight tie bars for longitudinal pavement joints must consist of bars of the diameter and length shown on the plans meeting the requirements of ASTM A 615, ASTM A 706, or ASTM A 996 (Type R or Type A only)".
840	914.09.B	Change the first sentence of the first paragraph to read: "Bent tie bars for bulkhead joints must consist of bars of the diameter and length shown on the plans."
841	914.12	In the first sentence of this subsection change "AASHTO Division II" to read "AASHTO LRFD Bridge Construction Specifications".
841*	914.13	In the first sentence of this subsection change "ASTM D 1248, for Type III, Class B" to read "ASTM D 4976, Group 2, Class 4, Grade 4".
844	916.01.A	Change the first sentence to read: "Cobblestone must consist of rounded or semi-rounded rock fragments with an average dimension from 3 inches to 10 inches."
845	916.01.D.1	Change the second sentence to read: "Checkdams for ditch grades 2 percent or greater must be constructed using cobblestone or broken concrete ranging from 3 inches to 10 inches in size."
851*	917.10.B.1	Delete the paragraph and replace it with the following: "1. <b>Class A.</b> Provide and apply Class A chemical nutrient fertilizer either according to MSU Soil Testing Lab Recommendations for

Page	Subsection	Errata
		Phosphorus Applications to Turfgrass, except the maximum single application rate of nutrient will be 48 pounds per acre, when soil tests are required or as indicated in subsections 917.10.B.1.a and 917.10.B.1.b.”
851	917.10.B.1	Add the MSU Soil Testing Lab Recommendations for Phosphorus Applications to Turfgrass, found below, after the first paragraph of this subsection.
853	917.15.B.1	Change the second sentence of the subsection to read: “The net must meet the requirements of subsection 917.15.D and be capable of reinforcing the blanket to prevent damage during shipping, handling, and installation.”
857	918.01	Add the following two paragraphs following the first paragraph of this subsection: “Wall thickness and outside diameter dimensions must conform to ASTM D 1785 for smooth-wall schedule 40 and 80 PVC conduit material. The Department will allow no more than 3 percent deviation from the minimum wall thickness specified.  Wall thickness range must be within 12 percent in accordance with ASTM D 3035 for smooth-wall coilable schedule 40 and 80 PE conduit.”
858	918.01.E	Delete the first three sentences of the second paragraph shown on page 858.
863	918.06.F.1	Delete the third paragraph in this subsection in its entirety and replace it with the following: "Provide smooth or deformed welded wire fabric in accordance with ASTM A 1064."
864	918.07.C	Change the first sentence of the first paragraph to read: “Provide anchor bolts, nuts, and washers meeting the requirements of subsection 908.14.A and subsection 908.14.B.”
864	918.07.C	Delete the second sentence of the second paragraph.
864	918.07.C	Change the third sentence to read: “Provide anchor bolts threaded 4 inches beyond the anchor bolt projection shown on the plans.”
867	918.08.C	Change the last sentence of the first paragraph on this page to read: “Galvanize bolts, nuts, washers, and lock washers as specified in subsection 908.14.B.”
867	918.08.C	Change the last sentence of the subsection to read: “Provide each frangible base with manufacturer access covers as shown on the plans.”

Page	Subsection	Errata
867*	918.08.D	Delete this subsection in its entirety and replace with the following: "Provide galvanized anchor bolts, studs, nuts, couplings, and washers in accordance with subsection 908.14."
879	918.10.J	Change the third sentence of the second paragraph of this subsection to read: "Provide anchor bolts and associated nuts, washers, and hardware meeting the requirements of subsection 908.14."
887	919.06	Change the second paragraph to read: "Shims must be fabricated from brass shim stock or brass strip meeting the requirements of ASTM B 36, for copper alloy UNS No. C26000, half-hard rolled temper, or fabricated from galvanized sheeting meeting the requirements of ASTM A 653, for Coating Designation G 90."
887	919.07.C	Change the sentence to read: "Galvanized high-strength steel bolts, nuts, and washers for connecting arm connection flanges must meet the requirements of subsection 906.07."
903	921.03.D	Delete the last three sentences of the first paragraph of this subsection.
914	921.05.D	Change the first sentence of this subsection to read: "Provide anchor bolts meeting the requirements of subsection 908.14.C, including elongation and reduction of area requirements."
916	921.07	Change the first sentence of the first paragraph to read: "Provide LED case signs internally illuminated by LEDs and changeable message case signs internally illuminated with LED light sources."
936	922.04.B	In the first sentence of the first paragraph change the "R-52" to "R-126".
936	922.04.B	Add the following to the end of the first paragraph: "Hardware used to connect the end section to the barrier must meet the requirements of NCHRP 350 or MASH (Test Level 3 or higher)."
936	922.04.B	In the first sentence of the second paragraph delete "R-52".
936	922.04.B	Change the fourth paragraph of this subsection to read as follows: For all endings requiring impact attenuators provide a NCHRP-350 Test Level 3 or MASH Test Level 3 approved impact attenuation system, unless otherwise approved by the Engineer.
953*	Pay Item Index	Delete the following pay item reading: "DB Cable, in Conduit, 600 Volt, (number) 1/C# (size) .....678 819"
957	Pay Item Index	Delete the following pay item from the list: Guardrail Buffered End .....560 807
960	Pay Item Index	Change the following pay item to read:

Page	Subsection	Errata		
		"Mobilization, Max (dollar) .....	107	150"
961	Pay item Index	Delete the following pay items from the list: Pavt Mrkg, (material), 4 inch, SRSM, (color).....598.....811 Pavt Mrkg, (material), 4 inch, SRSM, 2 <sup>nd</sup> Application, (color).....598.....811		
961	Pay Item Index	Change the following pay items in the list to read: Pavt Mrkg, Ovly Cold Plastic, 12 inch, Cross Hatching, (color) Pavt Mrkg, Polyurea, __ inch, Cross Hatching, (color)  Add the following pay items to the list: "Pavt Mrkg, Polyurea, (legend).....598.....811 Pavt Mrkg, Polyurea, (symbol).....598.....811 Pedestal, Pushbutton, Alum.....696.....820 Pedestal, Pushbutton, Rem.....696.....820"		
962	Pay Item Index	Change the following pay items in the list to read: "Pile Driving Equipment, Furn (Structure No.) Pile, Galv (Structure No.)"		
963	Pay Item Index	Change the following pay item to read: "Rem Curing Compound, for Longit Mrkg, __ inch .....	598	811"
964	Pay Item Index	Change the following pay item to read: "Sewer, CI __, __ inch, Jacked in Place.....200 "Sign Cover, Type I.....622	200 622	402" 812"
965*	Pay Item Index	Change the following pay item in the list to read: "Steel Casing Pipe, __ inch, Tr Det __ Site Preparation, Max (dollar) .....	646	815"
966	Pay Item Index	Delete the following pay item form the list; Temp Casing.....533.....718	533	718
967*	Pay Item Index	Delete the following pay item from the list; Truss Fdn Anchor Bolts, Replace.....584.....810	584	810
967	Pay Item Index	Change the following pay item in the list to read: "Traf Regulator Control"		
968*	Pay item Index	Change the following pay item in the list to read: "Water Shutoff, Adj, Temp, Case __ Watering and Cultivating, First Season, Min (dollar).....646 Watering and Cultivating, Second Season, Min (dollar) .....	646 646	815 815"
969	Pay item Index	Change the following pay item in the list to read: "Witness, Log, Layout, \$1000.00"		



<b>Page</b>	<b>Subsection</b>	<b>Errata</b>
993	General Index	Change "Shop Plans (see Plans and Working Drawings)" to read "Shop Drawings (see Plans and Working Drawings)".

**Table 701-1  
Concrete Structure Mixtures**

		Cement Content per cyd (b,c)		Slump (inches)			Minimum Strength of Concrete (f)					
Concrete Grade (e,h)	Section Number Reference (i)			Type A, D or no Admixture	Type MR, F, or G Admixtures (g)		Flexural (psi)			Compressive (psi)		
		lb	sack		Before Admixture	After Admixture (Type MR)	After Admixture (Type F or G)	7 Day	14 Day	28 Day (Class Design Strength)	7 Day	14 Day
D (a)	706, 711, 712	658 (d)	7.0	0 - 3	0 - 6	0 - 7	625	700	725	3,200	4,000	4,500
S1	705	611	6.5	0 - 3	3 - 6	3 - 7	600	650	700	3,000	3,500	4,000
T	705, 706	611	6.5	0 - 4	3 - 7	3 - 8	550	600	650	2,600	3,000	3,500
S2 (a)	401, 705, 706, 712, 713, 801, 802, 803, 810	564	6.0	0 - 3	0 - 6	0 - 7	550	600	650	2,600	3,000	3,500
S3	402, 403, 803, 804, 806	517	5.5	0 - 3	0 - 6	0 - 7	500	550	600	2,200	2,600	3,000
		489 (d)	5.2									

a. Unless otherwise required, use Coarse Aggregate 6AA or 17A for exposed structural concrete in bridges, retaining walls, and pump stations.

b. Do not place concrete mixtures containing supplemental cementitious materials unless the local average minimum temperature for the next 10 consecutive days is forecast to be above 40 °F. Adjustments to the time required for opening to construction or vehicular traffic may be necessary. Cold weather protection may be required, as described in the quality control plan. The restriction does not apply to Grade S1 concrete in foundation piling below ground level or Grade T concrete in tremie construction.

c. Type III cement is not permitted.

d. Use admixture quantities specified by the Qualified Products Lists to reduce mixing water. Admixture use is required for Grade D, Grade S2, and Grade S3, concrete with a reduced cement content. Use a water-reducing retarding admixture at the required dosage for Grade D concrete to provide the setting retardation required. When the maximum air temperature is not forecast to exceed 60 °F for the day, the Contractor may use a water-reducing admixture or a water-reducing retarding admixture. Ensure Grade D concrete in concrete diaphragms contains a water-reducing admixture, or a water-reducing retarding admixture. For night casting, the Contractor may use a water-reducing admixture in lieu of water-reducing retarding admixture, provided that the concrete can be placed and finished prior to initial set.

e. The mix design basis for bulk volume (dry, loose) of coarse aggregate per unit volume of concrete is 68% for Grade S1, and 70% for Grade D, Grade S2, Grade T, and Grade S3.

f. The Contractor may use flexural strength to determine form removal. Use compressive strength for acceptance in other situations.

g. MR = Mid-range.

h. The Engineer will allow the use of an optimized aggregate gradation as specified in section 604.

i. Section Number Reference:

401	Culverts	711	Bridge Railings	803	Concrete Sidewalk, Sidewalk Ramps, and Steps
402	Storm Sewers	712	Bridge Rehabilitation-Concrete	804	Concrete Barriers and Glare Screens
403	Drainage Structures	713	Bridge Rehabilitation-Steel	806	Bicycle Paths
705	Foundation Piling	801	Concrete Driveways	810	Permanent Traffic Signs and Supports
706	Structural Concrete Construction	802	Concrete Curb, Gutter and Dividers		

An asterisk (\*) indicates an entry which has been revised from an earlier version of this Supplemental Specification.

**Table 902-6  
Superpave Final Aggregate Blend Physical Requirements**

Est. Traffic (million ESAL)	Mix Type	Percent Crushed Minimum Criteria		Fine Aggregate Angularity Minimum Criteria		% Sand Equivalent Minimum Criteria		Los Angeles Abrasion % Loss Maximum Criteria		% Soft Particles Maximum Criteria (b)		% Flat and Elongated Particles Maximum Criteria (c)	
		Top & Leveling Courses	Base Course	Top & Leveling Courses	Base Course	Top & Leveling Courses	Base Course	Top & Leveling Courses	Base Course	Top & Leveling Courses	Base Course	Top & Leveling Courses	Base Course
< 0.3	LVSP	55/—	—	—	—	40	40	45	45	10	10	—	—
< 0.3	E03	55/—	—	—	—	40	40	45	45	10	10	—	—
≥0.3 - <1.0	E1	65/—	—	40	—	40	40	40	45	10	10	—	—
≥1.0 - < 3	E3	75/—	50/—	40(a)	40(a)	40	40	35	40	5	5	10	10
≥3 - <10	E10	85/80	60/—	45	40	45	45	35	40	5	5	10	10
≥10 - <30	E30	95/90	80/75	45	40	45	45	35	35	3	4.5	10	10
≥30 - <100	E50	100/10 0	95/90	45	45	50	50	35	35	3	4.5	10	10

(a) For an E3 mixture type that enters the restricted zone as defined in Table 902-5, the minimum is 43. If these criteria are satisfied, acceptance criteria and associated incentive/disincentive or pay adjustment tied to this gradation restricted zone requirement included in contract, do not apply. Otherwise, final gradation blend must be outside of the restricted zone.

(b) Soft particles maximum is the sum of the shale, siltstone, ochre, coal, clay-ironstone and particles that are structurally weak or are non-durable in service.

(c) Maximum by weight with a 1 to 5 aspect ratio.

Note: "85/80" denotes that 85 percent of the coarse aggregate has one fractured face and 80 percent has at least two fractured faces.

An asterisk (\*) indicates an entry which has been revised from an earlier version of this Supplemental Specification.

<b>Table 912-10</b>				
<b>Minimum Retention Requirements</b>				
<b>Preservative</b>	<b>Minimum Retention, (pcf)</b>			<b>AWPA Standard</b>
	<b>Guardrail Posts</b>	<b>Sign Posts</b>	<b>Blocks</b>	
Pentachlorophenol	0.60	0.50	0.40	A6
CCA, ACZA	0.60	0.50	0.40	A11
ACQ (a)	0.60	Not Allowed	0.40	A11
CA-B (a)	0.31	Not Allowed	0.21	A11
CA-A (a)	0.31	Not Allowed	0.15	A11
Other Waterborne preservatives	AWPA Commodity Specification A, Table 3.0, Use Category 4B	Not Allowed	AWPA Commodity Specification A, Table 3.0, Use Category 4A	A11
a. Non-Metallic washers or spacers are required for timber and lumber treated with ACQ or CA placed in direct contact with aluminum. Do not use with sign posts.				

MSU Soil Testing Lab Recommendations for Phosphorus Applications to Turfgrass  
3/8/2012

		Sand based rootzone establishment	Golf greens and tees est. or mature; Kentucky bluegrass or perennial ryegrass athletic fields est. or mature; sand based rootzone mature	Lawns, golf course fairways; establishment or mature	Establishment without soil test
Bray P1, Mehlich 3 Soil Test Value (ppm): pH<7.4	Olsen Soil Test Value (ppm) pH>7.4	Recommendation (lbs. P <sub>2</sub> O <sub>5</sub> /1000 ft. <sup>2</sup> )	Recommendation (lbs. P <sub>2</sub> O <sub>5</sub> /1000 ft. <sup>2</sup> )	Recommendation (lbs. P <sub>2</sub> O <sub>5</sub> /1000 ft. <sup>2</sup> )	Recommendation (lbs. P <sub>2</sub> O <sub>5</sub> /1000 ft. <sup>2</sup> )
0	0	4.4	3.4	2.5	2.5 lbs. year (Maximum single application of 1.5 lbs.)
2	1.3	4.1	3.1	2.2	
4	2.7	3.9	2.7	1.9	
6	4	3.6	2.4	1.6	
8	5.3	3.4	2.0	1.3	
10	6.7	3.1	1.7	1.0	
12	8	2.8	1.4	0.7	
14	9.3	2.6	1.0	0.4	
16	10.7	2.3	0.7	0.1	
18	12	2.1	0.3	0.0	
20	13.3	1.8	0.0		109 lbs/acre year (maximum single application of 65 lbs/acre)
22	14.7	1.5			
24	16	1.3			
26	17.3	1.0			
28	18.7	0.8			
30	20	0.5			
32	21.3	0.2			
34	22.7	0.0			

Web resources: [www.turf.msu.edu](http://www.turf.msu.edu) or [www.bephosphorusmart.msu.edu](http://www.bephosphorusmart.msu.edu)

# Street Surface Treatments - 2017

## Project Listing of Streets

Street Name	Limits		Beginning Milepoint	Ending Milepoint	Length (miles)	Area (Syd)	Proposed Surface Treatment
	Beginning	Ending					
<b>MAJOR STREETS</b>							
Ann Arbor-Saline Road	W Eisenhower Pky/Brookfield Dr	S Main St	2.730	3.428	0.698	23,553.493	Micro-Surface, Single Course
North Maple Road	Dexter Ave	Foss St	2.077	3.038	0.961	24,689.222	**Cape Seal
Platt Road	E Ellsworth Rd	Packard Rd	10.160	11.177	0.952	24,169.644	Micro-Surface, Single Course
South Main Street - 1	W Eisenhower Pkwy	Ann Arbor-Saline Rd	0.000	0.805	0.805	20,734.111	**Cape Seal
South Main Street - 2	Ann Arbor-Saline Rd	E Stadium Blvd/W Stadium Blvd	0.000	0.498	0.657	19,944.556	Micro-Surface, Single Course
South Main Street - 3	E Stadium Blvd/W Stadium Blvd	E William St/W William St	0.498	1.454	0.956	24,114.498	Micro-Surface, Single Course
South Huron Parkway	Washtenaw Ave	S'y End of Huron River Bridge	0.389	1.658	1.353	37,928.587	**Cape Seal
West Stadium Boulevard	S Maple Rd	Pauline Blvd	0.000	0.882	0.882	30,919.679	Micro-Surface, Single Course
			MAJOR STREETS SUBTOTAL		7.264		
<b>MINOR (LOCAL) STREETS</b>							
<b>AREA No. 1</b>							
Birchwood Drive	Dhu Varren Rd	Hickory Point Dr/Birchwood Ct	0.000	0.304	0.304	5,890.133	Seal, Slurry, Modified
Birchwood Court	Birchwood Dr	Northerly End of Cul-de-Sac	0.304	0.375	0.071	1,166.293	Seal, Slurry, Modified
Canyon Court	Birchwood Dr	Westerly End of Cul-de-Sac	0.000	0.032	0.032	563.200	Seal, Slurry, Modified
Deer Creek Court	Foxway Dr	Southerly End of Cul-de-Sac	0.000	0.085	0.085	1,446.133	Seal, Slurry, Modified
Eagle Court	Hickory Point Dr	Southerly End of Cul-de-Sac	0.000	0.057	0.114	1,003.200	Seal, Slurry, Modified
Fairhaven Court	Foxway Dr	Northerly End of Cul-de-Sac	0.000	0.081	0.162	1,330.560	Seal, Slurry, Modified
Fawn Meadow Court	Foxway Dr	Northerly End of Cul-de-Sac	0.000	0.103	0.206	1,631.520	Seal, Slurry, Modified
Falcon Court	Hickory Point Dr	Southerly End of Cul-de-Sac	0.000	0.074	0.148	1,258.987	Seal, Slurry, Modified
Featherstone Court	Hickory Point Dr	Northerly End of Cul-de-Sac	0.000	0.053	0.106	870.613	Seal, Slurry, Modified
Foxway Drive	Birchwood Dr	Hickory Point Dr	0.000	0.599	1.198	10,148.160	Seal, Slurry, Modified
Foxway Court	Hickory Point Dr	Northerly End of Cul-de-Sac	0.599	0.652	0.053	870.613	Seal, Slurry, Modified
Hickory Point Drive	Birchwood Dr	Easterly Dead End	0.000	0.522	0.907	15,293.227	Seal, Slurry, Modified
Idlewild Court	Southerly End of Cul-de-Sac	Foxway Dr	0.000	0.040	0.040	657.067	Seal, Slurry, Modified
Indian Creek Circle	Hickory Point Dr	Westerly End of Cul-de-Sac	0.000	0.164	0.164	2,597.760	Seal, Slurry, Modified
Mallard Court	Foxway Dr	Easterly End of Cul-de-Sac	0.000	0.047	0.094	772.053	Seal, Slurry, Modified
Omlesaad Drive	Dhu Varren Rd	Hickory Point Dr	0.110	0.422	0.312	5,304.640	Seal, Slurry, Modified
Otter Creek Court	Hickory Point Dr	Northerly End of Cul-de-Sac	0.000	0.114	0.114	1,805.760	Seal, Slurry, Modified
Pinebluff Court	Hickory Point Dr	Northerly End of Cul-de-Sac	0.000	0.046	0.046	782.613	Seal, Slurry, Modified
Shamrock Court	Hickory Point Dr	Southerly End of Cul-de-Sac	0.000	0.066	0.132	1,084.160	Seal, Slurry, Modified
Spring Hollow Court	Foxway Dr	Northerly End of Cul-de-Sac	0.000	0.074	0.148	1,302.400	Seal, Slurry, Modified
Timbercrest Court	Birchwood Dr	Easterly End of Cul-de-Sac	0.000	0.137	0.274	2,330.827	Seal, Slurry, Modified
White Pine Court	Hickory Point Dr	Northerly End of Cul-de-Sac	0.000	0.034	0.068	558.507	Seal, Slurry, Modified
White Tail Run Court	Foxway Dr	Westerly End of Cul-de-Sac	0.000	0.041	0.082	697.547	Seal, Slurry, Modified
Woodhaven Court	Hickory Point Dr	Westerly End of Cul-de-Sac	0.000	0.058	0.116	952.747	Seal, Slurry, Modified
			Area No. 1 SUBTOTAL		3.552	60,318.720	

## Street Surface Treatments - 2017

### Project Listing of Streets

AREA No. 2										
Alisa Craig Drive	Turnberry Ln	Northerly End of Cul-de-Sac	0.000	0.188	0.188	0.376	3,287.679	0.376	0.188	Seal, Slurry, Modified
Alisa Craig Drive	Turnberry Ln	Westerly End of Cul-de-Sac	0.000	0.047	0.047	0.094	661.760	0.094	0.047	Seal, Slurry, Modified
CaCanny Court	Turnberry Ln	Westerly End of Cul-de-Sac	0.000	0.061	0.061	0.122	858.880	0.122	0.061	Seal, Slurry, Modified
Goat Fell Court	Turnberry Ln	Turnberry Ln	0.000	0.050	0.050	0.100	792.000	0.100	0.050	Seal, Slurry, Modified
Monument Drive	Roon The Ben Dr	Turnberry Ln	0.000	0.168	0.168	0.336	2,759.680	0.336	0.168	Seal, Slurry, Modified
Roon the Ben Drive	Goat Fell Ct/Turnberry Ln	Monument Dr	0.859	0.945	0.945	0.172	1,412.693	0.172	0.086	Seal, Slurry, Modified
Roon the Ben Drive	Monument Dr	Turnberry Ln	0.000	0.104	0.104	0.208	1,708.373	0.208	0.104	Seal, Slurry, Modified
Turnberry Lane	Packard St	Goat Fell Ct/Roon The Ben Dr	0.000	0.859	0.859	1.718	15,059.733	1.718	0.859	Seal, Slurry, Modified
Weeburn Court	Turnberry Ln	Westerly End of Cul-de-Sac	0.000	0.067	0.067	0.134	1,100.587	0.134	0.067	Seal, Slurry, Modified
Woe Be Tide Court	Roon The Ben Dr	Roon The Ben Dr	0.000	0.051	0.051	0.102	897.600	0.102	0.051	Seal, Slurry, Modified
			Area No. 2 SUBTOTAL							
			1.681							
AREA No. 3										
Cloverdale Street	Skydale Dr	Southerly Dead End	0.000	0.125	0.125	0.250	2,096.333	0.250	0.125	Seal, Slurry, Modified
Hilldale Drive	Skydale Dr	Southerly Dead End	0.000	0.083	0.083	0.166	1,432.889	0.166	0.083	Seal, Slurry, Modified
Larkspur Street	Cloverdale St	City/Twp Limit	0.000	0.308	0.308	0.616	5,335.000	0.616	0.308	Seal, Slurry, Modified
Skydale Drive	Hilldale Dr	Pontiac Trl	0.000	0.262	0.262	0.524	4,591.778	0.524	0.262	Seal, Slurry, Modified
			Area No. 3 SUBTOTAL							
			0.778							
			13.275							
			13.275							
			3.119							
			3.119							
			4.145							
			4.145							
			6.011							
			6.011							
MINOR (LOCAL) STREETS SUBTOTAL										
102,313.705										
PROJECT TOTALS (MAJOR & MINOR)										
308,367.495										
83,351.920										
122,701.870										
102,313.705										

\*See Detailed Specification for Progress Schedule and the associated "Schedule of Streets" for scheduling requirements/restrictions.

\*\*Cape Seal involves placing a single course of chip seal followed a single course of micro-surfacing. This work will be paid as Seal, Single Chip, Modified and Micro-Surface, Single Course.

# Street Surface Treatments - 2017

## Project Log of Streets

### Ann Arbor-Saline Road

<u>Line No.</u>	<u>ItemCode</u>	<u>Item Description</u>	<u>Unit</u>	<u>Quantity</u>
40	50107011	Cold Milling HMA Surface, Modified	Syd	811.333
50	5047011	Micro-Surface, Single Course	Syd	23,553.493
70	5017031	Hand Patching, Modified	Ton	140.564
80	8110058	Pavt Mrkg, Ovly Cold Plastic, Bike, Small Sym	Ea	3.000
85	8110079	Pavt Mrkg, Ovly Cold Plastic, Sharrow Symbol	Ea	3.000
90	8110520	Pavt Mrkg, Wet Retrflec Thermopl, 4 inch, White	Ft	2,234.000
100	8110524	Pavt Mrkg, Wet Retrflec Thermopl, 4 inch, Yellow	Ft	7,477.000
110	8110343	Rem Spec Mrkg	Sft	476.000
120	8117001	_Pavt Mrkg, Wet Retrflec Thermopl, 12 inch, Crosswalk	Ft	368.000
125	8117001	_Pavt Mrkg, Wet Retrflec Thermopl, 12 inch, Cross Hatching, Yellow	Ft	126.000
130	8117001	_Pavt Mrkg, Wet Retrflec Thermopl, 24 inch, Stop Bar	Ft	65.000
140	8117050	_Pavt Mrkg, Wet Retrflec Thermopl, Lt Turn Arrow Sym	Ea	4.000
150	8117050	_Pavt Mrkg, Wet Retrflec Thermopl, Thru Arrow Sym	Ea	1.000
165	8117050	_Pavt Mrkg, Wet Retrflec Thermopl, Only	Ea	5.000
175	8120012	Barricade, Type III, High Intensity, Double Sided, Lighted, Furn	Ea	15.000
180	8120013	Barricade, Type III, High Intensity, Double Sided, Lighted, Oper	Ea	15.000
185	8120030	Channelizing Device, 42 inch, Furn	Ea	237.000
190	8120031	Channelizing Device, 42 inch, Oper	Ea	237.000
195	8120140	Lighted Arrow, Type C, Furn	Ea	2.000
200	8120141	Lighted Arrow, Type C, Oper	Ea	2.000
210	8120210	Pavt Mrkg, Longit, 6 inch or Less Width, Rem	Ft	9,711.000
215	8120211	Pavt Mrkg, Longit, Greater than 6 inch Width, Rem	Ft	559.000
220	8120235	Pavt Mrkg, Wet Retrflec, Type NR, Paint, 4 inch, White, Temp	Ft	2,234.000
225	8120236	Pavt Mrkg, Wet Retrflec, Type NR, Paint, 4 inch, Yellow, Temp	Ft	7,477.000
230	8120260	Plastic Drum, High Intensity, Lighted, Furn	Ea	61.000
235	8120261	Plastic Drum, High Intensity, Lighted, Oper	Ea	61.000
240	8120280	Raised Pavt Marker, Temp, Type 1, White, Monodirectional	Ea	45.000
245	8120281	Raised Pavt Marker, Temp, Type 1, Yellow, Bidirectional	Ea	150.000
260	8120331	Sign, Portable, Changeable Message, Oper	Ea	4.000
265	8120350	Sign, Type B, Temp, Prismatic, Furn	Sft	646.000
270	8120351	Sign, Type B, Temp, Prismatic, Oper	Sft	646.000



# Street Surface Treatments - 2017

## Project Log of Streets

### North Maple Road

<u>Line No.</u>	<u>ItemCode</u>	<u>Item Description</u>	<u>Unit</u>	<u>Quantity</u>
30	2080020	Erosion Control, Inlet Protection, Fabric Drop	Ea	35.000
40	50107011	Cold Milling HMA Surface, Modified	Syd	1313.330
50	5047011	Micro-Surface, Single Course	Syd	24689.222
60	5057011	Seal, Single Chip, Modified	Syd	24689.222
70	5017031	Hand Patching, Modified	Ton	227.534
75	8110049	Pavt Mrkg, Ovly Cold Plastic, Direction Arrow Sym, Bike	Ea	5.000
80	8110058	Pavt Mrkg, Ovly Cold Plastic, Bike, Small Sym	Ea	5.000
90	8110520	Pavt Mrkg, Wet Retrflec Thermopl, 4 inch, White	Ft	2314.000
95	8110521	Pavt Mrkg, Wet Retrflec Thermopl, 6 inch, White	Ft	2763.000
100	8110524	Pavt Mrkg, Wet Retrflec Thermopl, 4 inch, Yellow	Ft	10802.000
110	8110343	Rem Spec Mrkg	Sft	453.000
120	8117001	_Pavt Mrkg, Wet Retrflec Thermopl, 12 inch, Crosswalk	Ft	640.000
125	8117001	_Pavt Mrkg, Wet Retrflec Thermopl, 12 inch, Cross Hatching, Yellow	Ft	206.000
130	8117001	_Pavt Mrkg, Wet Retrflec Thermopl, 24 inch, Stop Bar	Ft	139.000
140	8117050	_Pavt Mrkg, Wet Retrflec Thermopl, Lt Turn Arrow Sym	Ea	5.000
150	8117050	_Pavt Mrkg, Wet Retrflec Thermopl, Thru Arrow Sym	Ea	2.000
165	8117050	_Pavt Mrkg, Wet Retrflec Thermopl, Only	Ea	4.000
175	8120012	Barricade, Type III, High Intensity, Double Sided, Lighted, Furn	Ea	25.000
180	8120013	Barricade, Type III, High Intensity, Double Sided, Lighted, Oper	Ea	25.000
185	8120030	Channelizing Device, 42 inch, Furn	Ea	336.000
190	8120031	Channelizing Device, 42 inch, Oper	Ea	336.000
195	8120140	Lighted Arrow, Type C, Furn	Ea	2.000
200	8120141	Lighted Arrow, Type C, Oper	Ea	2.000
210	8120210	Pavt Mrkg, Longit, 6 inch or Less Width, Rem	Ft	15879.000
215	8120211	Pavt Mrkg, Longit, Greater than 6 inch Width, Rem	Ft	985.000
220	8120235	Pavt Mrkg, Wet Retrflec, Type NR, Paint, 4 inch, White, Temp	Ft	2314.000
225	8120236	Pavt Mrkg, Wet Retrflec, Type NR, Paint, 4 inch, Yellow, Temp	Ft	10802.000
230	8120260	Plastic Drum, High Intensity, Lighted, Furn	Ea	349.000
235	8120261	Plastic Drum, High Intensity, Lighted, Oper	Ea	349.000
240	8120280	Raised Pavt Marker, Temp, Type 1, White, Monodirectional	Ea	46.000
245	8120281	Raised Pavt Marker, Temp, Type 1, Yellow, Bidirectional	Ea	216.000
260	8120331	Sign, Portable, Changeable Message, Oper	Ea	6.000
265	8120350	Sign, Type B, Temp, Prismatic, Furn	Sft	926.000
270	8120351	Sign, Type B, Temp, Prismatic, Oper	Sft	926.000

# Street Surface Treatments - 2017

## Project Log of Streets

### Platt Road

<u>Line No.</u>	<u>ItemCode</u>	<u>Item Description</u>	<u>Unit</u>	<u>Quantity</u>
40	50107011	Cold Milling HMA Surface, Modified	Syd	880.003
50	5047011	Micro-Surface, Single Course	Syd	24169.644
70	5017031	Hand Patching, Modified	Ton	152.461
75	8110049	Pavt Mrkg, Ovly Cold Plastic, Direction Arrow Sym, Bike	Ea	21.000
80	8110058	Pavt Mrkg, Ovly Cold Plastic, Bike, Small Sym	Ea	21.000
90	8110520	Pavt Mrkg, Wet Retrflc Thermopl, 4 inch, White	Ft	735.000
95	8110521	Pavt Mrkg, Wet Retrflc Thermopl, 6 inch, White	Ft	2650.000
100	8110524	Pavt Mrkg, Wet Retrflc Thermopl, 4 inch, Yellow	Ft	11082.000
110	8110343	Rem Spec Mrkg	Sft	1205.000
120	8117001	_Pavt Mrkg, Wet Retrflc Thermopl, 12 inch, Crosswalk	Ft	783.000
125	8117001	_Pavt Mrkg, Wet Retrflc Thermopl, 12 inch, Cross Hatching, Yellow	Ft	78.000
130	8117001	_Pavt Mrkg, Wet Retrflc Thermopl, 24 inch, Stop Bar	Ft	24.000
140	8117050	_Pavt Mrkg, Wet Retrflc Thermopl, Lt Turn Arrow Sym	Ea	10.000
145	8117050	_Pavt Mrkg, Wet Retrflc Thermopl, Rt Turn Arrow Sym	Ea	4.000
150	8117050	_Pavt Mrkg, Wet Retrflc Thermopl, Thru Arrow Sym	Ea	5.000
155	8117050	_Pavt Mrkg, Wet Retrflc Thermopl, Thru and Rt Turn Arrow Sym	Ea	4.000
165	8117050	_Pavt Mrkg, Wet Retrflc Thermopl, Only	Ea	5.000
175	8120012	Barricade, Type III, High Intensity, Double Sided, Lighted, Furn	Ea	29.000
180	8120013	Barricade, Type III, High Intensity, Double Sided, Lighted, Oper	Ea	29.000
185	8120030	Channelizing Device, 42 inch, Furn	Ea	353.000
190	8120031	Channelizing Device, 42 inch, Oper	Ea	353.000
195	8120140	Lighted Arrow, Type C, Furn	Ea	2.000
200	8120141	Lighted Arrow, Type C, Oper	Ea	2.000
210	8120210	Pavt Mrkg, Longit, 6 inch or Less Width, Rem	Ft	14467.000
215	8120211	Pavt Mrkg, Longit, Greater than 6 inch Width, Rem	Ft	885.000
220	8120235	Pavt Mrkg, Wet Retrflc, Type NR, Paint, 4 inch, White, Temp	Ft	735.000
225	8120236	Pavt Mrkg, Wet Retrflc, Type NR, Paint, 4 inch, Yellow, Temp	Ft	11082.000
240	8120280	Raised Pavt Marker, Temp, Type 1, White, Monodirectional	Ea	15.000
245	8120281	Raised Pavt Marker, Temp, Type 1, Yellow, Bidirectional	Ea	222.000
260	8120331	Sign, Portable, Changeable Message, Oper	Ea	6.000
265	8120350	Sign, Type B, Temp, Prismatic, Furn	Sft	646.000
270	8120351	Sign, Type B, Temp, Prismatic, Oper	Sft	646.000

# Street Surface Treatments - 2017

## Project Log of Streets

### South Huron Parkway

<u>Line No.</u>	<u>ItemCode</u>	<u>Item Description</u>	<u>Unit</u>	<u>Quantity</u>
30	2080020	Erosion Control, Inlet Protection, Fabric Drop	Ea	54.000
40	50107011	Cold Milling HMA Surface, Modified	Syd	2409.667
50	5047011	Micro-Surface, Single Course	Syd	37928.587
60	5057011	Seal, Single Chip, Modified	Syd	37928.587
70	5017031	Hand Patching, Modified	Ton	417.475
90	8110520	Pavt Mrkg, Wet Retrflec Thermopl, 4 inch, White	Ft	4754.000
100	8110524	Pavt Mrkg, Wet Retrflec Thermopl, 4 inch, Yellow	Ft	19580.000
110	8110343	Rem Spec Mrkg	Sft	464.000
120	8117001	_Pavt Mrkg, Wet Retrflec Thermopl, 12 inch, Crosswalk	Ft	634.000
125	8117001	_Pavt Mrkg, Wet Retrflec Thermopl, 12 inch, Cross Hatching, Yellow	Ft	352.000
130	8117001	_Pavt Mrkg, Wet Retrflec Thermopl, 24 inch, Stop Bar	Ft	176.000
140	8117050	_Pavt Mrkg, Wet Retrflec Thermopl, Lt Turn Arrow Sym	Ea	8.000
165	8117050	_Pavt Mrkg, Wet Retrflec Thermopl, Only	Ea	6.000
175	8120012	Barricade, Type III, High Intensity, Double Sided, Lighted, Furn	Ea	22.000
180	8120013	Barricade, Type III, High Intensity, Double Sided, Lighted, Oper	Ea	22.000
185	8120030	Channelizing Device, 42 inch, Furn	Ea	454.000
190	8120031	Channelizing Device, 42 inch, Oper	Ea	454.000
195	8120140	Lighted Arrow, Type C, Furn	Ea	2.000
200	8120141	Lighted Arrow, Type C, Oper	Ea	2.000
210	8120210	Pavt Mrkg, Longit, 6 inch or Less Width, Rem	Ft	24334.000
215	8120211	Pavt Mrkg, Longit, Greater than 6 inch Width, Rem	Ft	1162.000
220	8120235	Pavt Mrkg, Wet Retrflec, Type NR, Paint, 4 inch, White, Temp	Ft	4754.000
225	8120236	Pavt Mrkg, Wet Retrflec, Type NR, Paint, 4 inch, Yellow, Temp	Ft	19580.000
230	8120260	Plastic Drum, High Intensity, Lighted, Furn	Ea	109.000
235	8120261	Plastic Drum, High Intensity, Lighted, Oper	Ea	109.000
240	8120280	Raised Pavt Marker, Temp, Type 1, White, Monodirectional	Ea	95.000
245	8120281	Raised Pavt Marker, Temp, Type 1, Yellow, Bidirectional	Ea	392.000
260	8120331	Sign, Portable, Changeable Message, Oper	Ea	5.000
265	8120350	Sign, Type B, Temp, Prismatic, Furn	Sft	526.000
270	8120351	Sign, Type B, Temp, Prismatic, Oper	Sft	526.000

# Street Surface Treatments - 2017

## Project Log of Streets

### South Main Street - 1

<u>Line No.</u>	<u>ItemCode</u>	<u>Item Description</u>	<u>Unit</u>	<u>Quantity</u>
30	2080020	Erosion Control, Inlet Protection, Fabric Drop	Ea	39.000
40	50107011	Cold Milling HMA Surface, Modified	Syd	3889.113
50	5047011	Micro-Surface, Single Course	Syd	20734.111
60	5057011	Seal, Single Chip, Modified	Syd	20734.111
70	5017031	Hand Patching, Modified	Ton	673.789
75	8110049	Pavt Mrkg, Ovly Cold Plastic, Direction Arrow Sym, Bike	Ea	9.000
80	8110058	Pavt Mrkg, Ovly Cold Plastic, Bike, Small Sym	Ea	9.000
90	8110520	Pavt Mrkg, Wet Retrflec Thermopl, 4 inch, White	Ft	1737.000
95	8110521	Pavt Mrkg, Wet Retrflec Thermopl, 6 inch, White	Ft	7791.000
100	8110524	Pavt Mrkg, Wet Retrflec Thermopl, 4 inch, Yellow	Ft	9766.000
110	8110343	Rem Spec Mrkg	Sft	997.000
120	8117001	_Pavt Mrkg, Wet Retrflec Thermopl, 12 inch, Crosswalk	Ft	506.000
125	8117001	_Pavt Mrkg, Wet Retrflec Thermopl, 12 inch, Cross Hatching, Yellow	Ft	322.000
130	8117001	_Pavt Mrkg, Wet Retrflec Thermopl, 24 inch, Stop Bar	Ft	87.000
140	8117050	_Pavt Mrkg, Wet Retrflec Thermopl, Lt Turn Arrow Sym	Ea	9.000
145	8117050	_Pavt Mrkg, Wet Retrflec Thermopl, Rt Turn Arrow Sym	Ea	11.000
155	8117050	_Pavt Mrkg, Wet Retrflec Thermopl, Thru and Rt Turn Arrow Sym	Ea	2.000
160	8117050	_Pavt Mrkg, Wet Retrflec Thermopl, Thru and Lt Turn Arrow Sym	Ea	2.000
165	8117050	_Pavt Mrkg, Wet Retrflec Thermopl, Only	Ea	6.000
175	8120012	Barricade, Type III, High Intensity, Double Sided, Lighted, Furn	Ea	17.000
180	8120013	Barricade, Type III, High Intensity, Double Sided, Lighted, Oper	Ea	17.000
185	8120030	Channelizing Device, 42 inch, Furn	Ea	262.000
190	8120031	Channelizing Device, 42 inch, Oper	Ea	262.000
195	8120140	Lighted Arrow, Type C, Furn	Ea	2.000
200	8120141	Lighted Arrow, Type C, Oper	Ea	2.000
210	8120210	Pavt Mrkg, Longit, 6 inch or Less Width, Rem	Ft	19294.000
215	8120211	Pavt Mrkg, Longit, Greater than 6 inch Width, Rem	Ft	915.000
220	8120235	Pavt Mrkg, Wet Retrflec, Type NR, Paint, 4 inch, White, Temp	Ft	1737.000
225	8120236	Pavt Mrkg, Wet Retrflec, Type NR, Paint, 4 inch, Yellow, Temp	Ft	9766.000
230	8120260	Plastic Drum, High Intensity, Lighted, Furn	Ea	99.000
235	8120261	Plastic Drum, High Intensity, Lighted, Oper	Ea	99.000
240	8120280	Raised Pavt Marker, Temp, Type 1, White, Monodirectional	Ea	35.000
245	8120281	Raised Pavt Marker, Temp, Type 1, Yellow, Bidirectional	Ea	195.000
260	8120331	Sign, Portable, Changeable Message, Oper	Ea	4.000
265	8120350	Sign, Type B, Temp, Prismatic, Furn	Sft	726.000
270	8120351	Sign, Type B, Temp, Prismatic, Oper	Sft	726.000

# Street Surface Treatments - 2017

## Project Log of Streets

### South Main Street - 2

<u>Line No.</u>	<u>ItemCode</u>	<u>Item Description</u>	<u>Unit</u>	<u>Quantity</u>
40	50107011	Cold Milling HMA Surface, Modified	Syd	173.330
45	5040005	Micro-Surface, Rutfilling	Ton	60.000
50	5047011	Micro-Surface, Single Course	Syd	19944.556
70	5017031	Hand Patching, Modified	Ton	30.029
90	8110520	Pavt Mrkg, Wet Retrflc Thermopl, 4 inch, White	Ft	2655.000
100	8110524	Pavt Mrkg, Wet Retrflc Thermopl, 4 inch, Yellow	Ft	6906.000
105	8110332	Rem Raised Pavt Marker	Ea	70.000
110	8110343	Rem Spec Mrkg	Sft	618.000
120	8117001	_Pavt Mrkg, Wet Retrflc Thermopl, 12 inch, Crosswalk	Ft	176.000
125	8117001	_Pavt Mrkg, Wet Retrflc Thermopl, 12 inch, Cross Hatching, Yellow	Ft	206.000
130	8117001	_Pavt Mrkg, Wet Retrflc Thermopl, 24 inch, Stop Bar	Ft	140.000
140	8117050	_Pavt Mrkg, Wet Retrflc Thermopl, Lt Turn Arrow Sym	Ea	9.000
150	8117050	_Pavt Mrkg, Wet Retrflc Thermopl, Thru Arrow Sym	Ea	2.000
155	8117050	_Pavt Mrkg, Wet Retrflc Thermopl, Thru and Rt Turn Arrow Sym	Ea	2.000
165	8117050	_Pavt Mrkg, Wet Retrflc Thermopl, Only	Ea	7.000
175	8120012	Barricade, Type III, High Intensity, Double Sided, Lighted, Furn	Ea	10.000
180	8120013	Barricade, Type III, High Intensity, Double Sided, Lighted, Oper	Ea	10.000
185	8120030	Channelizing Device, 42 inch, Furn	Ea	150.000
190	8120031	Channelizing Device, 42 inch, Oper	Ea	150.000
195	8120140	Lighted Arrow, Type C, Furn	Ea	2.000
200	8120141	Lighted Arrow, Type C, Oper	Ea	2.000
210	8120210	Pavt Mrkg, Longit, 6 inch or Less Width, Rem	Ft	9561.000
215	8120211	Pavt Mrkg, Longit, Greater than 6 inch Width, Rem	Ft	522.000
220	8120235	Pavt Mrkg, Wet Retrflc, Type NR, Paint, 4 inch, White, Temp	Ft	2655.000
225	8120236	Pavt Mrkg, Wet Retrflc, Type NR, Paint, 4 inch, Yellow, Temp	Ft	6906.000
230	8120260	Plastic Drum, High Intensity, Lighted, Furn	Ea	35.000
235	8120261	Plastic Drum, High Intensity, Lighted, Oper	Ea	35.000
240	8120280	Raised Pavt Marker, Temp, Type 1, White, Monodirectional	Ea	53.000
245	8120281	Raised Pavt Marker, Temp, Type 1, Yellow, Bidirectional	Ea	138.000
260	8120331	Sign, Portable, Changeable Message, Oper	Ea	6.000
265	8120350	Sign, Type B, Temp, Prismatic, Furn	Sft	500.000
270	8120351	Sign, Type B, Temp, Prismatic, Oper	Sft	500.000

# Street Surface Treatments - 2017

## Project Log of Streets

### South Main Street - 3

<u>Line No.</u>	<u>ItemCode</u>	<u>Item Description</u>	<u>Unit</u>	<u>Quantity</u>
40	50107011	Cold Milling HMA Surface, Modified	Syd	593.887
45	5040005	Micro-Surface, Rutfilling	Ton	42.000
50	5047011	Micro-Surface, Single Course	Syd	24114.498
70	5017031	Hand Patching, Modified	Ton	102.891
90	8110520	Pavt Mrkg, Wet Retrflc Thermopl, 4 inch, White	Ft	2953.000
95	8110521	Pavt Mrkg, Wet Retrflc Thermopl, 6 inch, White	Ft	65.000
100	8110524	Pavt Mrkg, Wet Retrflc Thermopl, 4 inch, Yellow	Ft	5157.000
105	8110332	Rem Raised Pavt Marker	Ea	47.000
110	8110343	Rem Spec Mrkg	Sft	810.000
120	8117001	_Pavt Mrkg, Wet Retrflc Thermopl, 12 inch, Crosswalk	Ft	1467.000
130	8117001	_Pavt Mrkg, Wet Retrflc Thermopl, 24 inch, Stop Bar	Ft	356.000
135	8117001	_Pavt Mrkg, Wet Retrflc Thermopl, 4 inch, Parking Sym, White	Ft	56.000
140	8117050	_Pavt Mrkg, Wet Retrflc Thermopl, Lt Turn Arrow Sym	Ea	6.000
145	8117050	_Pavt Mrkg, Wet Retrflc Thermopl, Rt Turn Arrow Sym	Ea	2.000
150	8117050	_Pavt Mrkg, Wet Retrflc Thermopl, Thru Arrow Sym	Ea	4.000
160	8117050	_Pavt Mrkg, Wet Retrflc Thermopl, Thru and Lt Turn Arrow Sym	Ea	2.000
165	8117050	_Pavt Mrkg, Wet Retrflc Thermopl, Only	Ea	8.000
170	8117050	_Pavt Mrkg, Wet Retrflc Thermopl, Railroad Sym	Ea	2.000
175	8120012	Barricade, Type III, High Intensity, Double Sided, Lighted, Furn	Ea	37.000
180	8120013	Barricade, Type III, High Intensity, Double Sided, Lighted, Oper	Ea	37.000
185	8120030	Channelizing Device, 42 inch, Furn	Ea	353.000
190	8120031	Channelizing Device, 42 inch, Oper	Ea	353.000
195	8120140	Lighted Arrow, Type C, Furn	Ea	2.000
200	8120141	Lighted Arrow, Type C, Oper	Ea	2.000
210	8120210	Pavt Mrkg, Longit, 6 inch or Less Width, Rem	Ft	8231.000
215	8120211	Pavt Mrkg, Longit, Greater than 6 inch Width, Rem	Ft	1823.000
220	8120235	Pavt Mrkg, Wet Retrflc, Type NR, Paint, 4 inch, White, Temp	Ft	2953.000
225	8120236	Pavt Mrkg, Wet Retrflc, Type NR, Paint, 4 inch, Yellow, Temp	Ft	5157.000
230	8120260	Plastic Drum, High Intensity, Lighted, Furn	Ea	297.000
235	8120261	Plastic Drum, High Intensity, Lighted, Oper	Ea	297.000
240	8120280	Raised Pavt Marker, Temp, Type 1, White, Monodirectional	Ea	59.000
245	8120281	Raised Pavt Marker, Temp, Type 1, Yellow, Bidirectional	Ea	103.000
260	8120331	Sign, Portable, Changeable Message, Oper	Ea	4.000
265	8120350	Sign, Type B, Temp, Prismatic, Furn	Sft	1246.000
270	8120351	Sign, Type B, Temp, Prismatic, Oper	Sft	1246.000

# Street Surface Treatments - 2017

## Project Log of Streets

### West Stadium Boulevard

<u>Line No.</u>	<u>ItemCode</u>	<u>Item Description</u>	<u>Unit</u>	<u>Quantity</u>
40	50107011	Cold Milling HMA Surface, Modified	Syd	209.997
55	5047011	Micro-Surface, Single Course, Nighttime Work	Syd	30919.679
70	5017031	Hand Patching, Modified	Ton	36.382
75	8110049	Pavt Mrkg, Ovly Cold Plastic, Direction Arrow Sym, Bike	Ea	16.000
80	8110058	Pavt Mrkg, Ovly Cold Plastic, Bike, Small Sym	Ea	16.000
90	8110520	Pavt Mrkg, Wet Retrflec Thermopl, 4 inch, White	Ft	2623.000
95	8110521	Pavt Mrkg, Wet Retrflec Thermopl, 6 inch, White	Ft	8550.000
100	8110524	Pavt Mrkg, Wet Retrflec Thermopl, 4 inch, Yellow	Ft	10781.000
110	8110343	Rem Spec Mrkg	Sft	1112.000
120	8117001	_Pavt Mrkg, Wet Retrflec Thermopl, 12 inch, Crosswalk	Ft	1215.000
130	8117001	_Pavt Mrkg, Wet Retrflec Thermopl, 24 inch, Stop Bar	Ft	170.000
140	8117050	_Pavt Mrkg, Wet Retrflec Thermopl, Lt Turn Arrow Sym	Ea	17.000
145	8117050	_Pavt Mrkg, Wet Retrflec Thermopl, Rt Turn Arrow Sym	Ea	10.000
165	8117050	_Pavt Mrkg, Wet Retrflec Thermopl, Only	Ea	5.000
175	8120012	Barricade, Type III, High Intensity, Double Sided, Lighted, Furn	Ea	22.000
180	8120013	Barricade, Type III, High Intensity, Double Sided, Lighted, Oper	Ea	22.000
185	8120030	Channelizing Device, 42 inch, Furn	Ea	303.000
190	8120031	Channelizing Device, 42 inch, Oper	Ea	303.000
195	8120140	Lighted Arrow, Type C, Furn	Ea	2.000
200	8120141	Lighted Arrow, Type C, Oper	Ea	2.000
205	8120160	Ltg for Night Work	LSUM	1.000
210	8120210	Pavt Mrkg, Longit, 6 inch or Less Width, Rem	Ft	21954.000
215	8120211	Pavt Mrkg, Longit, Greater than 6 inch Width, Rem	Ft	1385.000
220	8120235	Pavt Mrkg, Wet Retrflec, Type NR, Paint, 4 inch, White, Temp	Ft	2623.000
225	8120236	Pavt Mrkg, Wet Retrflec, Type NR, Paint, 4 inch, Yellow, Temp	Ft	10781.000
230	8120260	Plastic Drum, High Intensity, Lighted, Furn	Ea	221.000
235	8120261	Plastic Drum, High Intensity, Lighted, Oper	Ea	221.000
240	8120280	Raised Pavt Marker, Temp, Type 1, White, Monodirectional	Ea	52.000
245	8120281	Raised Pavt Marker, Temp, Type 1, Yellow, Bidirectional	Ea	216.000
260	8120331	Sign, Portable, Changeable Message, Oper	Ea	4.000
265	8120350	Sign, Type B, Temp, Prismatic, Furn	Sft	806.000
270	8120351	Sign, Type B, Temp, Prismatic, Oper	Sft	806.000

**Street Surface Treatments - 2017**  
Project Log of Streets

**Area 1**

<u>Line No.</u>	<u>ItemCode</u>	<u>Item Description</u>	<u>Unit</u>	<u>Quantity</u>
65	5067011	Seal, Slurry, Modified	Syd	28538.985
175	8120012	Barricade, Type III, High Intensity, Double Sided, Lighted, Furn	Ea	10.000
180	8120013	Barricade, Type III, High Intensity, Double Sided, Lighted, Oper	Ea	10.000
195	8120140	Lighted Arrow, Type C, Furn	Ea	2.000
200	8120141	Lighted Arrow, Type C, Oper	Ea	2.000
230	8120260	Plastic Drum, High Intensity, Lighted, Furn	Ea	25.000
235	8120261	Plastic Drum, High Intensity, Lighted, Oper	Ea	25.000
260	8120331	Sign, Portable, Changeable Message, Oper	Ea	1.000
265	8120350	Sign, Type B, Temp, Prismatic, Furn	Sft	200.000
270	8120351	Sign, Type B, Temp, Prismatic, Oper	Sft	200.000



**Street Surface Treatments - 2017**  
Project Log of Streets

**Area 2**

<u>Line No.</u>	<u>ItemCode</u>	<u>Item Description</u>	<u>Unit</u>	<u>Quantity</u>
65	5067011	Seal, Slurry, Modified	Syd	60318.720
175	8120012	Barricade, Type III, High Intensity, Double Sided, Lighted, Furn	Ea	20.000
180	8120013	Barricade, Type III, High Intensity, Double Sided, Lighted, Oper	Ea	20.000
195	8120140	Lighted Arrow, Type C, Furn	Ea	2.000
200	8120141	Lighted Arrow, Type C, Oper	Ea	2.000
230	8120260	Plastic Drum, High Intensity, Lighted, Furn	Ea	25.000
235	8120261	Plastic Drum, High Intensity, Lighted, Oper	Ea	25.000
260	8120331	Sign, Portable, Changeable Message, Oper	Ea	2.000
265	8120350	Sign, Type B, Temp, Prismatic, Furn	Sft	200.000
270	8120351	Sign, Type B, Temp, Prismatic, Oper	Sft	200.000

**Street Surface Treatments - 2017**  
Project Log of Streets

**Area 3**

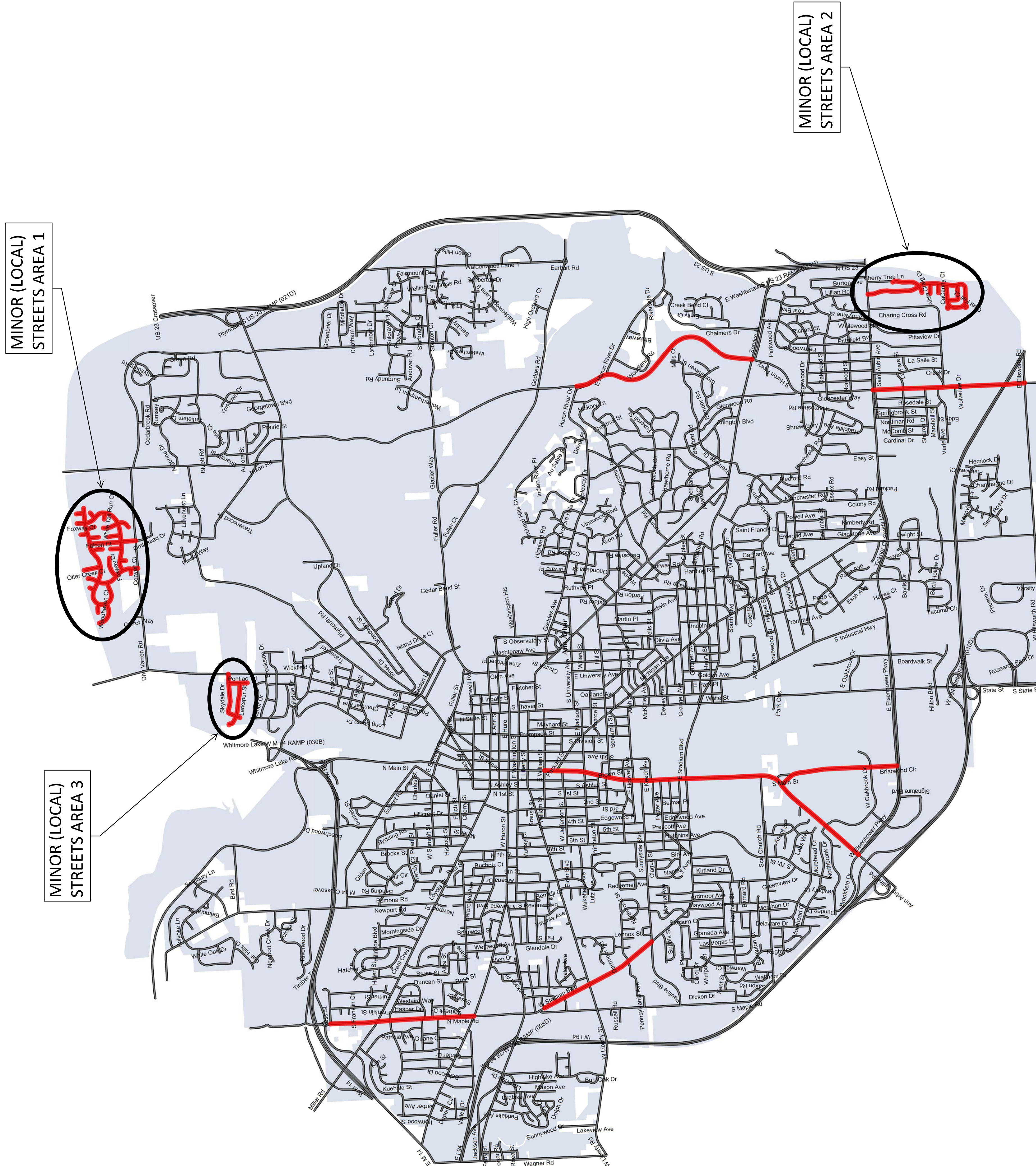
<u>Line No.</u>	<u>ItemCode</u>	<u>Item Description</u>	<u>Unit</u>	<u>Quantity</u>
65	5067011	Seal, Slurry, Modified	Syd	13456.000
175	8120012	Barricade, Type III, High Intensity, Double Sided, Lighted, Furn	Ea	6.000
180	8120013	Barricade, Type III, High Intensity, Double Sided, Lighted, Oper	Ea	6.000
195	8120140	Lighted Arrow, Type C, Furn	Ea	2.000
200	8120141	Lighted Arrow, Type C, Oper	Ea	2.000
230	8120260	Plastic Drum, High Intensity, Lighted, Furn	Ea	25.000
235	8120261	Plastic Drum, High Intensity, Lighted, Oper	Ea	25.000
260	8120331	Sign, Portable, Changeable Message, Oper	Ea	1.000
265	8120350	Sign, Type B, Temp, Prismatic, Furn	Sft	200.000
270	8120351	Sign, Type B, Temp, Prismatic, Oper	Sft	200.000

# Street Surface Treatments - 2017

## Project Log of Streets

### Miscellaneous - Project Wide

<u>Line No.</u>	<u>ItemCode</u>	<u>Item Description</u>	<u>Unit</u>	<u>Quantity</u>
10	1047051	_General Conditions, Max \$15,000.00	LSUM	1.000
15	1047051	_Project Supervision, Max \$25,000.00	LSUM	1.000
20	1047051	_Certified Payroll Compliance and Reporting	LSUM	1.000
25	1047051	_Resident Notification	LSUM	1.000
35	2090001	Project Cleanup	LSUM	1.000
40	50107011	Cold Milling HMA Surface, Modified	Syd	1800.000
70	5017031	Hand Patching, Modified	Ton	300.000
115	8117001	_Pavt Mrkg, Wet Retrflc Thermopl, 6 inch, Crosswalk	Ft	500.000
250	8120310	Sign Cover	Ea	75.000
255	8120330	Sign, Portable, Changeable Message, Furn	Ea	8.000
275	8120370	Traf Regulator Control	LSUM	1.000
280	8127050	_No Parking Sign	Ea	125.000
285	8127051	_Minor Traffic Control, Max \$10,000.00	LSUM	1.000
290	8507022	Polymerized Emulsion Pavement Repair	Gal	125.000



MINOR (LOCAL)  
STREETS AREA 1

MINOR (LOCAL)  
STREETS AREA 3

MINOR (LOCAL)  
STREETS AREA 2

**CITY OF ANN ARBOR  
PREVAILING WAGE DECLARATION OF COMPLIANCE**

The "wage and employment requirements" of Section 1:320 of Chapter 14 of Title I of the Ann Arbor City Code mandates that the city not enter any contract, understanding or other arrangement for a public improvement for or on behalf of the city unless the contract provides that all craftsmen, mechanics and laborers employed directly on the site in connection with said improvements, including said employees of subcontractors, shall receive the prevailing wage for the corresponding classes of craftsmen, mechanics and laborers, as determined by statistics for the Ann Arbor area compiled by the United States Department of Labor. Where the contract and the Ann Arbor City Code are silent as to definitions of terms required in determining contract compliance with regard to prevailing wages, the definitions provided in the Davis-Bacon Act as amended (40 U.S.C. 278-a to 276-a-7) for the terms shall be used. Further, to the extent that any employees of the contractor providing services under this contract are not part of the class of craftsmen, mechanics and laborers who receive a prevailing wage in conformance with section 1:320 of Chapter 14 of Title I of the Code of the City of Ann Arbor, employees shall be paid a prescribed minimum level of compensation (i.e. Living Wage) for the time those employees perform work on the contract in conformance with section 1:815 of Chapter 23 of Title I of the Code of the City of Ann Arbor.

At the request of the city, any contractor or subcontractor shall provide satisfactory proof of compliance with this provision.

The Contractor agrees:

- (a) To pay each of its employees whose wage level is required to comply with federal, state or local prevailing wage law, for work covered or funded by this contract with the City,
- (b) To require each subcontractor performing work covered or funded by this contract with the City to pay each of its employees the applicable prescribed wage level under the conditions stated in subsection (a) or (b) above.
- (c) To provide to the City payroll records or other documentation within ten (10) business days from the receipt of a request by the City.
- (d) To permit access to work sites to City representatives for the purposes of monitoring compliance, and investigating complaints or non-compliance.

The undersigned states that he/she has the requisite authority to act on behalf of his/her employer in these matters and has offered to provide the services in accordance with the terms of the wage and employment provisions of the Chapter 14 of the Ann Arbor City Code. The undersigned certifies that he/she has read and is familiar with the terms of Section 1:320 of Chapter 14 of the Ann Arbor City Code and by executing this Declaration of Compliance obligates his/her employer and any subcontractor employed by it to perform work on the contract to the wage and employment requirements stated herein. The undersigned further acknowledges and agrees that if it is found to be in violation of the wage and employment requirements of Section 1:320 of the Chapter 14 of the Ann Arbor City Code it shall have been deemed a material breach of the terms of the contract and grounds for termination of same by the City.

Strawser Construction, Inc.  
Company Name  
Douglas C. Perry      6/6/17  
Signature of Authorized Representative      Date  
Douglas C. Perry Senior Estimator  
Print Name and Title  
1392 Dublin Rd. Columbus, Ohio 43215  
Address, City, State, Zip  
614-276-5501 dperry@terryasphalt.com  
Phone/Email address

Questions about this form? Contact Procurement Office City of Ann Arbor Phone: 734/794-6500

**CITY OF ANN ARBOR  
LIVING WAGE ORDINANCE**

**RATE EFFECTIVE APRIL 30, 2017 - ENDING APRIL 29, 2018**

**\$13.13 per hour**

If the employer provides health care benefits\*

**\$14.65 per hour**

If the employer does **NOT** provide health care benefits\*

Employers providing services to or for the City of Ann Arbor or recipients of grants or financial assistance from the City of Ann Arbor for a value of more than \$10,000 in a twelve-month period of time must pay those employees performing work on a City of Ann Arbor contract or grant, the above living wage.

## **ENFORCEMENT**

The City of Ann Arbor may recover back wages either administratively or through court action for the employees that have been underpaid in violation of the law. Persons denied payment of the living wage have the right to bring a civil action for damages in addition to any action taken by the City.

Violation of this Ordinance is punishable by fines of not more than \$500/violation plus costs, with each day being considered a separate violation. Additionally, the City of Ann Arbor has the right to modify, terminate, cancel or suspend a contract in the event of a violation of the Ordinance.

\* Health Care benefits include those paid for by the employer or making an employer contribution toward the purchase of health care. The employee contribution must not exceed \$.50 an hour for an average work week; and the employer cost or contribution must equal no less than \$1/hr for the average work week.

**The Law Requires Employers to Display This Poster Where Employees Can Readily See It.**

**For Additional Information or to File a Complaint Contact:  
Colin Spencer at 734/794-6500 or [cspencer@a2gov.org](mailto:cspencer@a2gov.org)**

**CITY OF ANN ARBOR  
LIVING WAGE ORDINANCE DECLARATION OF COMPLIANCE**

The Ann Arbor Living Wage Ordinance (Section 1:811-1:821 of Chapter 23 of Title I of the Code) requires that an employer who is (a) a contractor providing services to or for the City for a value greater than \$10,000 for any twelve-month contract term, or (b) a recipient of federal, state, or local grant funding administered by the City for a value greater than \$10,000, or (c) a recipient of financial assistance awarded by the City for a value greater than \$10,000, shall pay its employees a prescribed minimum level of compensation (i.e., Living Wage) for the time those employees perform work on the contract or in connection with the grant or financial assistance. The Living Wage must be paid to these employees for the length of the contract/program.

*Companies employing fewer than 5 persons and non-profits employing fewer than 10 persons are exempt from compliance with the Living Wage Ordinance. If this exemption applies to your company/non-profit agency please check here  No. of employees \_\_\_*

The Contractor or Grantee agrees:

- (a) To pay each of its employees whose wage level is not required to comply with federal, state or local prevailing wage law, for work covered or funded by a contract with or grant from the City, no less than the Living Wage. The current Living Wage is defined as \$13.13/hour for those employers that provide employee health care (as defined in the Ordinance at Section 1:815 Sec. 1 (a)), or no less than \$14.65/hour for those employers that do not provide health care. The Contractor or Grantor understands that the Living Wage is adjusted and established annually on April 30 in accordance with the Ordinance and covered employers shall be required to pay the adjusted amount thereafter to be in compliance (Section 1:815(3)).

**Check the applicable box below which applies to your workforce**

- Employees who are assigned to any covered City contract/grant will be paid at or above the applicable living wage without health benefits
- Employees who are assigned to any covered City contract/grant will be paid at or above the applicable living wage with health benefits

- (b) To post a notice approved by the City regarding the applicability of the Living Wage Ordinance in every work place or other location in which employees or other persons contracting for employment are working.
- (c) To provide to the City payroll records or other documentation within ten (10) business days from the receipt of a request by the City.
- (d) To permit access to work sites to City representatives for the purposes of monitoring compliance, and investigating complaints or non-compliance.
- (e) To take no action that would reduce the compensation, wages, fringe benefits, or leave available to any employee covered by the Living Wage Ordinance or any person contracted for employment and covered by the Living Wage Ordinance in order to pay the living wage required by the Living Wage Ordinance.

The undersigned states that he/she has the requisite authority to act on behalf of his/her employer in these matters and has offered to provide the services or agrees to accept financial assistance in accordance with the terms of the Living Wage Ordinance. The undersigned certifies that he/she has read and is familiar with the terms of the Living Wage Ordinance, obligates the Employer/Grantee to those terms and acknowledges that if his/her employer is found to be in violation of Ordinance it may be subject to civil penalties and termination of the awarded contract or grant of financial assistance.

Strawser Construction, Inc  
Company Name

Douglas C. Perry      6/6/17  
Signature of Authorized Representative      Date

Douglas C. Perry, Senior Estimator  
Print Name and Title

1392 Dublin Rd.  
Street Address

Columbus, Ohio 43215  
City, State, Zip

614-276-5501 dperry@terryasphalt.com  
Phone/Email address



## Vendor Conflict of Interest Disclosure Form

All vendors interested in conducting business with the City of Ann Arbor must complete and return the Vendor Conflict of Interest Disclosure Form in order to be eligible to be awarded a contract. Please note that all vendors are subject to comply with the City of Ann Arbor's conflict of interest policies as stated within the certification section below.

If a vendor has a relationship with a City of Ann Arbor official or employee, an immediate family member of a City of Ann Arbor official or employee, the vendor shall disclose the information required below.

1. No City official or employee or City employee's immediate family member has an ownership interest in vendor's company or is deriving personal financial gain from this contract.
2. No retired or separated City official or employee who has been retired or separated from the City for less than one (1) year has an ownership interest in vendor's Company.
3. No City employee is contemporaneously employed or prospectively to be employed with the vendor.
4. Vendor hereby declares it has not and will not provide gifts or hospitality of any dollar value or any other gratuities to any City employee or elected official to obtain or maintain a contract.
5. Please note any exceptions below:

Conflict of Interest Disclosure*	
Name of City of Ann Arbor employees, elected officials or immediate family members with whom there may be a potential conflict of interest.	<input type="checkbox"/> Relationship to employee <input type="checkbox"/> Interest in vendor's company <input type="checkbox"/> Other (please describe in box below)

\*Disclosing a potential conflict of interest does not disqualify vendors. In the event vendors do not disclose potential conflicts of interest and they are detected by the City, vendor will be exempt from doing business with the City.

I certify that this Conflict of Interest Disclosure has been examined by me and that its contents are true and correct to my knowledge and belief and I have the authority to so certify on behalf of the Vendor by my signature below:		
<i>Strawser Construction, Inc.</i>	<i>614-276-5501</i>	
<b>Vendor Name</b>	<b>Vendor Phone Number</b>	
<i>Douglas C. Perry</i>	<i>6/6/17</i>	<i>Douglas C. Perry</i>
<b>Signature of Vendor Authorized Representative</b>	<b>Date</b>	<b>Printed Name of Vendor Authorized Representative</b>

Questions about this form? Contact Procurement Office City of Ann Arbor Phone: 734/794-6500, [procurement@a2gov.org](mailto:procurement@a2gov.org)



**CITY OF ANN ARBOR  
DECLARATION OF COMPLIANCE**

Non-Discrimination Ordinance

The "non discrimination by city contractors" provision of the City of Ann Arbor Non-Discrimination Ordinance (Ann Arbor City Code Chapter 112, Section 9:158) requires all contractors proposing to do business with the City to treat employees in a manner which provides equal employment opportunity and does not discriminate against any of their employees, any City employee working with them, or any applicant for employment on the basis of actual or perceived age, arrest record, color, disability, educational association, familial status, family responsibilities, gender expression, gender identity, genetic information, height, HIV status, marital status, national origin, political beliefs, race, religion, sex, sexual orientation, source of income, veteran status, victim of domestic violence or stalking, or weight. It also requires that the contractors include a similar provision in all subcontracts that they execute for City work or programs.

In addition the City Non-Discrimination Ordinance requires that all contractors proposing to do business with the City of Ann Arbor must satisfy the contract compliance administrative policy adopted by the City Administrator. A copy of that policy may be obtained from the Purchasing Manager

The Contractor agrees:

- (a) To comply with the terms of the City of Ann Arbor's Non-Discrimination Ordinance and contract compliance administrative policy.
- (b) To post the City of Ann Arbor's Non-Discrimination Ordinance Notice in every work place or other location in which employees or other persons are contracted to provide services under a contract with the City.
- (c) To provide documentation within the specified time frame in connection with any workforce verification, compliance review or complaint investigation.
- (d) To permit access to employees and work sites to City representatives for the purposes of monitoring compliance, or investigating complaints of non-compliance.

The undersigned states that he/she has the requisite authority to act on behalf of his/her employer in these matters and has offered to provide the services in accordance with the terms of the Ann Arbor Non-Discrimination Ordinance. The undersigned certifies that he/she has read and is familiar with the terms of the Non-Discrimination Ordinance, obligates the Contractor to those terms and acknowledges that if his/her employer is found to be in violation of Ordinance it may be subject to civil penalties and termination of the awarded contract.

Strawser Construction, Inc.  
Company Name  
Douglas C. Perry      6/6/17  
Signature of Authorized Representative      Date  
Douglas C. Perry, Senior Estimator  
Print Name and Title  
1392 Dublin Rd., Columbus, Ohio 43215  
Address, City, State, Zip  
614-276-5501 dperry@terryasphalt.com  
Phone/Email address

**Questions about the Notice or the City Administrative Policy, Please contact:**  
Procurement Office of the City of Ann Arbor  
(734) 794-6500

## CITY OF ANN ARBOR NON-DISCRIMINATION ORDINANCE

Relevant provisions of Chapter 112, Nondiscrimination, of the Ann Arbor City Code are included below. You can review the entire ordinance at [www. a2gov.org/departments/city-clerk](http://www.a2gov.org/departments/city-clerk)

Intent: It is the intent of the city that no individual be denied equal protection of the laws; nor shall any individual be denied the enjoyment of his or her civil or political rights or be discriminated against because of actual or perceived age, arrest record, color, disability, educational association, familial status, family responsibilities, gender expression, gender identity, genetic information, height, HIV status, marital status, national origin, political beliefs, race, religion, sex, sexual orientation, source of income, veteran status, victim of domestic violence or stalking, or weight.

Discriminatory Employment Practices: No person shall discriminate in the hire, employment, compensation, work classifications, conditions or terms, promotion or demotion, or termination of employment of any individual. No person shall discriminate in limiting membership, conditions of membership or termination of membership in any labor union or apprenticeship program.

Discriminatory Effects: No person shall adopt, enforce or employ any policy or requirement which has the effect of creating unequal opportunities according to actual or perceived age, arrest record, color, disability, educational association, familial status, family responsibilities, gender expression, gender identity, genetic information, height, HIV status, marital status, national origin, political beliefs, race, religion, sex, sexual orientation, source of income, veteran status, victim of domestic violence or stalking, or weight for an individual to obtain housing, employment or public accommodation, except for a bona fide business necessity. Such a necessity does not arise due to a mere inconvenience or because of suspected objection to such a person by neighbors, customers or other persons.

Nondiscrimination by City Contractors: All contractors proposing to do business with the City of Ann Arbor shall satisfy the contract compliance administrative policy adopted by the City Administrator in accordance with the guidelines of this section. All city contractors shall ensure that applicants are employed and that employees are treated during employment in a manner which provides equal employment opportunity and tends to eliminate inequality based upon any classification protected by this chapter. All contractors shall agree not to discriminate against an employee or applicant for employment with respect to hire, tenure, terms, conditions, or privileges of employment, or a matter directly or indirectly related to employment, because of any applicable protected classification. All contractors shall be required to post a copy of Ann Arbor's Non-Discrimination Ordinance at all work locations where its employees provide services under a contract with the city.

Complaint Procedure: If any individual has a grievance alleging a violation of this chapter, he/she has 180 calendar days from the date of the individual's knowledge of the allegedly discriminatory action or 180 calendar days from the date when the individual should have known of the alleged discriminatory action to file a complaint with the city's Human Rights Commission. If an individual fails to file a complaint alleging a violation of this chapter within the specified time frame, the complaint will not be considered by the Human Rights Commission. The complaint should be made in writing to the Human Rights Commission. The complaint may be filed in person with the City Clerk, by e-mail ([hrc@a2gov.org](mailto:hrc@a2gov.org)), by phone (734-794-6141) or by mail (Ann Arbor Human Rights Commission, PO Box 8647, Ann Arbor, MI 48107). The complaint must contain information about the alleged discrimination, such as name, address, phone number of the complainant and location, date and description of the alleged violation of this chapter.

Private Actions For Damages or Injunctive Relief: To the extent allowed by law, an individual who is the victim of discriminatory action in violation of this chapter may bring a civil action for appropriate injunctive relief or damages or both against the person(s) who acted in violation of this chapter.

THIS IS AN OFFICIAL GOVERNMENT NOTICE AND  
MUST BE DISPLAYED WHERE EMPLOYEES CAN READILY SEE IT.



Date \_\_\_\_\_

I, \_\_\_\_\_ (Name of Signatory Party) \_\_\_\_\_ (Title)

do hereby state:

(1) That I pay or supervise the payment of the persons employed by

\_\_\_\_\_ (Contractor or Subcontractor) \_\_\_\_\_ on the \_\_\_\_\_ day of \_\_\_\_\_, \_\_\_\_\_, and ending the \_\_\_\_\_ day of \_\_\_\_\_, \_\_\_\_\_; that during the payroll period commencing on the \_\_\_\_\_ day of \_\_\_\_\_, \_\_\_\_\_, and ending the \_\_\_\_\_ day of \_\_\_\_\_, \_\_\_\_\_, all persons employed on said project have been paid the full weekly wages earned, that no rebates have been or will be made either directly or indirectly to or on behalf of said \_\_\_\_\_ (Building or Work)

\_\_\_\_\_ (Contractor or Subcontractor) \_\_\_\_\_ from the full

weekly wages earned by any person and that no deductions have been made either directly or indirectly from the full wages earned by any person, other than permissible deductions as defined in Regulations, Part 3 (29 C.F.R. Subtitle A), issued by the Secretary of Labor under the Copeland Act, as amended (48 Stat. 948, 63 Stat. 108, 72 Stat. 967; 76 Stat. 357; 40 U.S.C. § 3145), and described below:

\_\_\_\_\_  
 \_\_\_\_\_  
 \_\_\_\_\_  
 \_\_\_\_\_

(2) That any payrolls otherwise under this contract required to be submitted for the above period are correct and complete; that the wage rates for laborers or mechanics contained therein are not less than the applicable wage rates contained in any wage determination incorporated into the contract; that the classifications set forth therein for each laborer or mechanic conform with the work he performed.

(3) That any apprentices employed in the above period are duly registered in a bona fide apprenticeship program registered with a State apprenticeship agency recognized by the Bureau of Apprenticeship and Training, United States Department of Labor, or if no such recognized agency exists in a State, are registered with the Bureau of Apprenticeship and Training, United States Department of Labor.

(4) That:

(a) WHERE FRINGE BENEFITS ARE PAID TO APPROVED PLANS, FUNDS, OR PROGRAMS

- in addition to the basic hourly wage rates paid to each laborer or mechanic listed in the above referenced payroll, payments of fringe benefits as listed in the contract have been or will be made to appropriate programs for the benefit of such employees, except as noted in section 4(c) below.

(b) WHERE FRINGE BENEFITS ARE PAID IN CASH

- Each laborer or mechanic listed in the above referenced payroll has been paid, as indicated on the payroll, an amount not less than the sum of the applicable basic hourly wage rate plus the amount of the required fringe benefits as listed in the contract, except as noted in section 4(c) below.

(c) EXCEPTIONS

EXCEPTION (CRAFT)	EXPLANATION

REMARKS:

NAME AND TITLE

SIGNATURE

THE WILLFUL FALSIFICATION OF ANY OF THE ABOVE STATEMENTS MAY SUBJECT THE CONTRACTOR, OR SUBCONTRACTOR TO CIVIL OR CRIMINAL PROSECUTION. SEE SECTION 1001 OF TITLE 18 AND SECTION 231 OF TITLE 31 OF THE UNITED STATES CODE.