



ANN ARBOR
MOVING
TOGETHER

TOWARDS VISION ZERO



Annual Safety Performance Report Out:

November 19, 2025



What is Vision Zero?

Safe mobility is a basic right.

Traffic crashes are preventable.

Humans make mistakes.

Safety is a shared responsibility.

How do we get to zero?

How do we get to Zero?

Engineering

Education

Encouragement

Enforcement

Equity

Evaluation



How is Ann Arbor performing?

Crash Severity Levels Defined

Fatal Injury (K)

- Any injury that results in death within 30 days after the crash

Suspected Serious Injury (A)

- Severe laceration with significant blood loss, broken or distorted extremity, crush injuries, suspected skull or chest injury, significant burns, unconsciousness leaving the scene, or paralysis

Suspected Minor Injury (B)

- Any injury that is evident at the scene other than fatal or suspected serious injuries

Possible Injury (C)

- Any injury reported or claimed which is not a fatal, suspected serious injury, or suspected minor injury

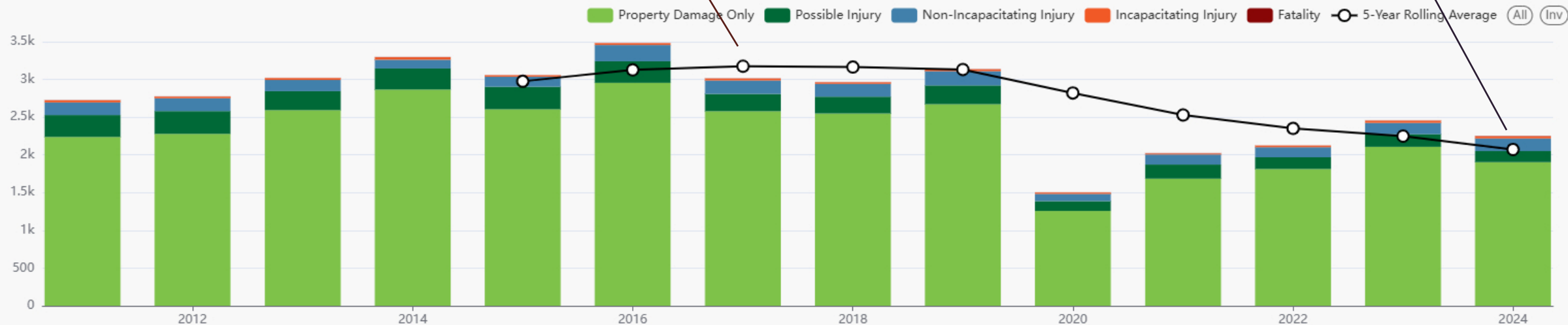
Property Damage Only (PDO)

All Crashes 2011-2024

5-Year Avg. =
3.17k

5-Year Avg. =
2.07k

Crashes by Year

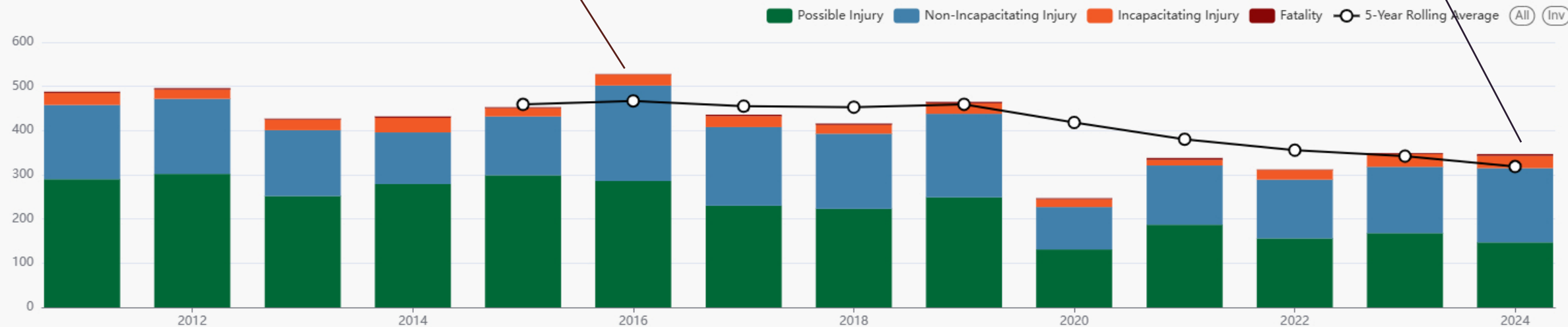


All Injury Crashes

5-Year Avg. =
467.2

5-Year Avg. =
318.2

Crashes by Year

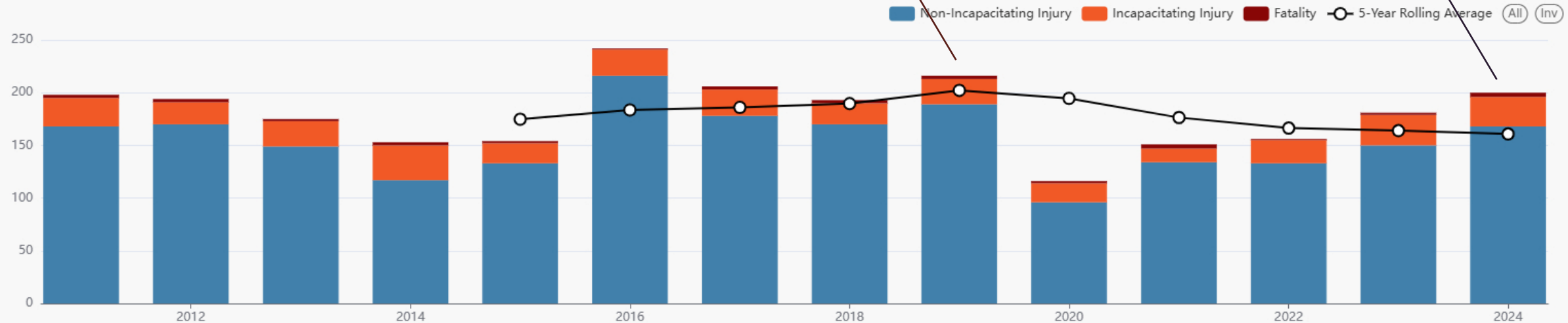


B-Level, A-Level, and Fatal Injury Crashes

5-Year Avg. =
202.2

5-Year Avg. =
160.8

Crashes by Year

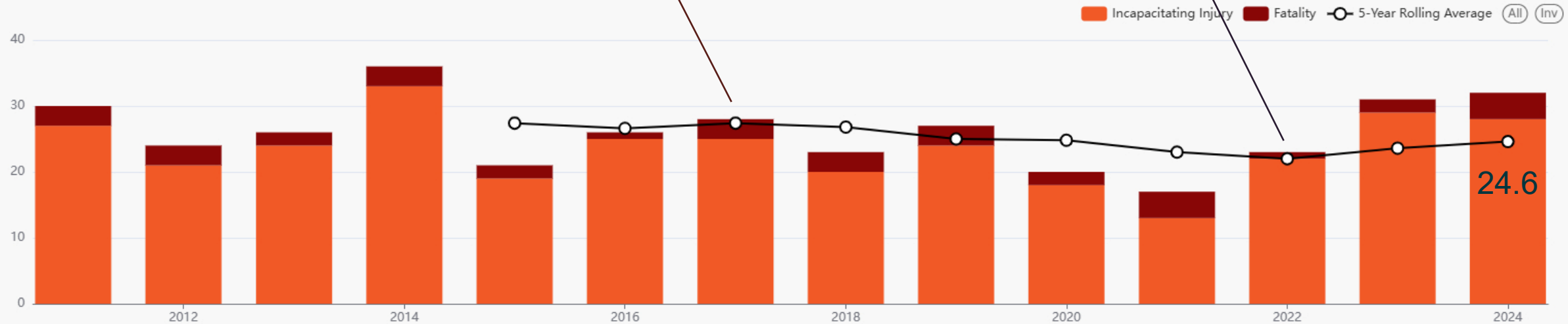


A-Level and Fatal Injury Crashes

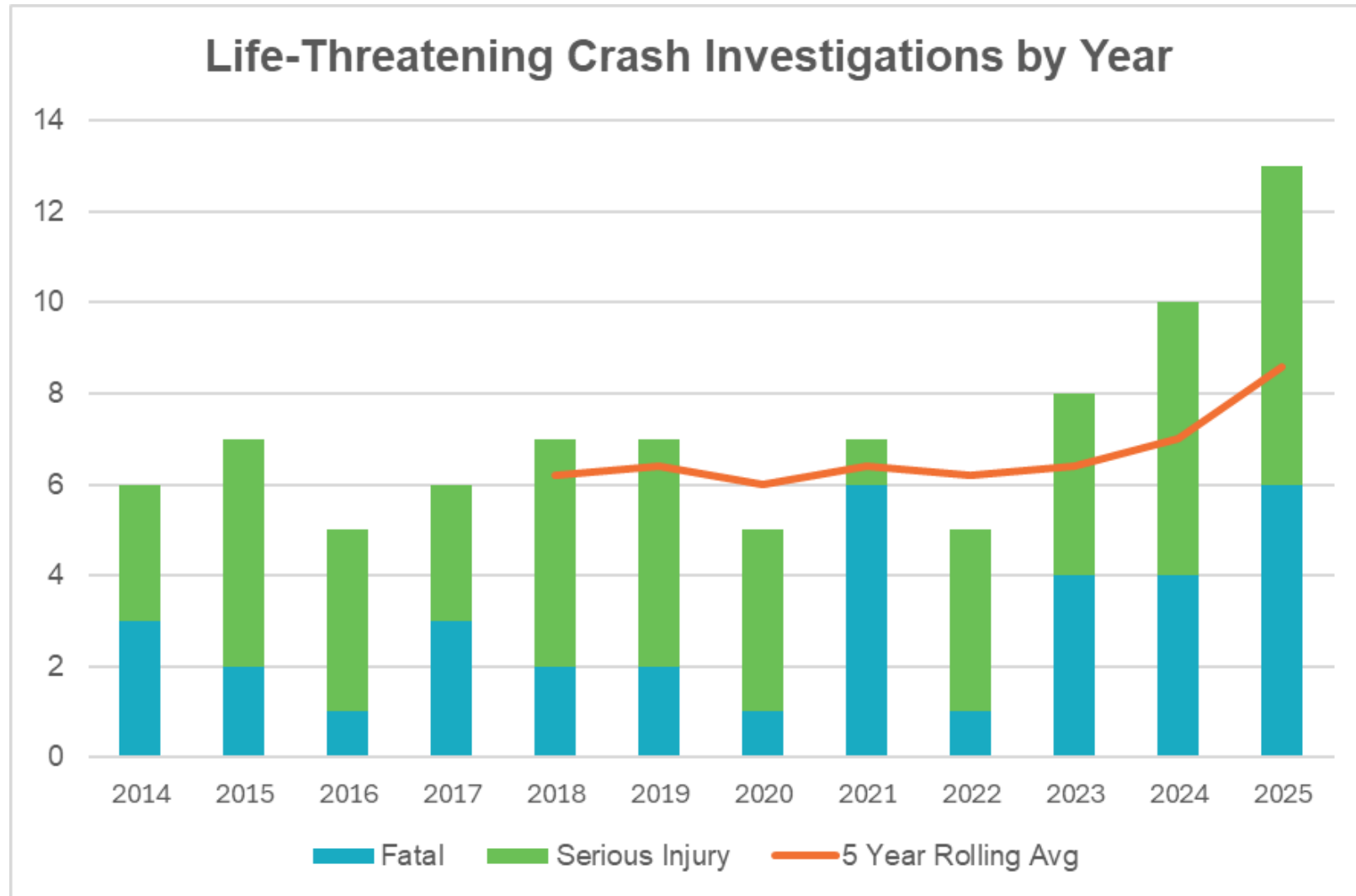
5-Year Avg. =
27.4

5-Year Avg. =
22

Crashes by Year



AAPD Life-Threatening Crashes



2025 Data through 11/15/2025

Ann Arbor's Dangerous Behaviors



FAILURE TO YIELD




IMPAIRED DRIVING



**RECKLESS/CARLESS
DRIVING**



SPEEDING



**DISREGARDED
TRAFFIC
SIGNS/SIGNALS**

Where do we go from here?



Request City Council advocate for automated speed and traffic signal violation enforcement



Request City Council fund the near-term strategy: Expand the *A2, Be Safe!* Program