

CONSTRUCTION CONTRACT

RFP No. 24-17

YORKSHIRE, INDEPENDENCE, AND MEDFORD (Y.I.M.) WATERMAIN REPLACEMENT PROJECT

City of Ann Arbor
ENGINEERING UNIT / PUBLIC SERVICES AREA



May 2024

TABLE OF CONTENTS

CONTRACT (C-1 to C-4)	3
SCHEDULE OF PRICING/COST (Addendum 1-8 to Addendum 1-11)	7
BONDS (B-1 and B-2)	11
GENERAL CONDITIONS (GC-1 to GC-18)	13
STANDARD SPECIFICATIONS (SS-1)	30
DETAILED SPECIFICATIONS (DS-1)	31
APPENDIX (APDX-1).....	69
ADDENDA (Addendum 1-1 to Addendum 1-7)	151
ATTACHMENTS (B to I).....	158

CONTRACT

THIS CONTRACT is between the CITY OF ANN ARBOR, a Michigan Municipal Corporation, 301 East Huron Street, Ann Arbor, Michigan 48104 ("City") and E.T. MacKenzie Company, Inc. ("Contractor") State of Michigan Corporation located at 8197 Jackson Road, Ann Arbor, MI 48103.

Based upon the mutual promises below, the Contractor and the City agree as follows:

ARTICLE I - Scope of Work

The Contractor agrees to furnish all of the materials, equipment and labor necessary; and to abide by all the duties and responsibilities applicable to it for the project titled **Yorkshire Road, Independence Road and Medford Road (Y.I.M.) Watermain Replacement Project; RFP No. 24-17** in accordance with the requirements and provisions of the following documents, including all written modifications incorporated into any of the documents, all of which are incorporated as part of this Contract:

Non-discrimination and Living Wage Declaration of Compliance Forms (if applicable)	General Conditions
Vendor Conflict of Interest Form	Standard Specifications
Prevailing Wage Declaration of Compliance Form (if applicable)	Detailed Specifications
Bid Forms	Plans
Contract and Exhibits	Addenda
Bonds	

ARTICLE II - Definitions

Administering Service Area/Unit means **Public Services Area / Engineering Unit.**

Project means **Y.I.M. Watermain Replacement Project; RFP No. 24-17.**

Supervising Professional means, the person acting under the authorization of the manager of the Administering Service Area/Unit. At the time this Contract is executed, the Supervising Professional is **Jeremy Schrot** whose job title is **Project Manager**. If there is any question concerning who the Supervising Professional is, Contractor shall confirm with the manager of the Administering Service Area/Unit.

Contractor's Representative means **John Niemiec** whose job title is **Division Manager/Project Manager**.

ARTICLE III - Time of Completion

- (A) The work to be completed under this Contract shall begin immediately on the date specified in the Notice to Proceed issued by the City.
- (B) The entire work for this Contract shall be completed by October 4, 2024.
- (C) Failure to complete all the work within the time specified above, including any extension granted in writing by the Supervising Professional, shall obligate the Contractor to pay the City, as liquidated damages and not as a penalty, an amount equal to \$1,500.00 for each calendar day of delay in the completion of all the work. If any liquidated damages are unpaid by the Contractor, the City shall be entitled to deduct these unpaid liquidated damages from the monies due to the Contractor.

The liquidated damages are for the non-quantifiable aspects of any of the previously identified events and do not cover actual damages that can be shown or quantified nor are they intended to preclude recovery of actual damages in addition to the recovery of liquidated damages.

ARTICLE IV - The Contract Sum

- (A) The City shall pay to the Contractor for the performance of the Contract, the unit prices as given in the Bid Form for the estimated bid total of:

Two Million Seven Hundred Ninety-Nine Thousand Nine Hundred and 00/100 Dollars (\$2,799,900.00)

- (B) The amount paid shall be equitably adjusted to cover changes in the work ordered by the Supervising Professional but not required by the Contract Documents. Increases or decreases shall be determined only by written agreement between the City and Contractor.

ARTICLE V - Assignment

This Contract may not be assigned or subcontracted any portion of any right or obligation under this contract without the written consent of the City. Notwithstanding any consent by the City to any assignment, Contractor shall at all times remain bound to all warranties, certifications, indemnifications, promises and performances, however described, as are required of it under this contract unless specifically released from the requirement, in writing, by the City.

ARTICLE VI - Choice of Law

This Contract shall be construed, governed, and enforced in accordance with the laws of the State of Michigan. By executing this Contract, the Contractor and the City agree to venue in a court of appropriate jurisdiction sitting within Washtenaw County for purposes of any action arising under this Contract. The parties stipulate that the venue referenced in this Contract is for convenience and waive any claim of non-convenience.

Whenever possible, each provision of the Contract will be interpreted in a manner as to be effective and valid under applicable law. The prohibition or invalidity, under applicable law, of any provision will not invalidate the remainder of the Contract.

ARTICLE VII - Relationship of the Parties

The parties of the Contract agree that it is not a Contract of employment but is a Contract to accomplish a specific result. Contractor is an independent Contractor performing services for the City. Nothing contained in this Contract shall be deemed to constitute any other relationship between the City and the Contractor.

Contractor certifies that it has no personal or financial interest in the project other than the compensation it is to receive under the Contract. Contractor certifies that it is not, and shall not become, overdue or in default to the City for any Contract, debt, or any other obligation to the City including real or personal property taxes. City shall have the right to set off any such debt against compensation awarded for services under this Contract.

ARTICLE VIII – Notice

All notices given under this Contract shall be in writing and shall be by personal delivery or by certified mail with return receipt requested to the parties at their respective addresses as specified in the Contract Documents or other address the Contractor may specify in writing. Notice will be deemed given on the date when one of the following first occur: (1) the date of actual receipt; or (2) three days after mailing certified U.S. mail.

ARTICLE IX – Indemnification

To the fullest extent permitted by law, Contractor shall indemnify, defend and hold the City, its officers, employees and agents harmless from all suits, claims, judgments and expenses including attorney's fees resulting or alleged to result, in whole or in part, from any act or omission, which is in any way connected or associated with this Contract, by the Contractor or anyone acting on the Contractor's behalf under this Contract. The Contractor shall not be responsible to indemnify the City for losses or damages caused by or resulting from the City's sole negligence. The provisions of this Article shall survive the expiration or earlier termination of this contract for any reason.

ARTICLE X - Entire Agreement

This Contract represents the entire understanding between the City and the Contractor, and it supersedes all prior representations, negotiations, agreements, or understandings whether written or oral. Neither party has relied on any prior representations in entering into this Contract. No terms or conditions of either party's invoice, purchase order or other administrative document shall modify the terms and conditions of this Contract, regardless of the other party's failure to object to such form. This Contract shall be binding on and shall inure to the benefit of the parties to this Contract and their permitted successors and permitted assigns and nothing in this Contract, express or implied, is intended to or shall confer on any other person or entity any legal or equitable right, benefit, or remedy of any nature whatsoever under or by reason of this Contract. This Contract may be altered, amended, or modified only by written amendment signed by the City and the Contractor.

ARTICLE XI – Electronic Transactions

The City and Contractor agree that signatures on this Contract may be delivered electronically in lieu of an original signature and agree to treat electronic signatures as original signatures that bind them to this Contract. This Contract may be executed and delivered by facsimile and upon such delivery, the facsimile signature will be deemed to have the same effect as if the original signature had been delivered to the other party.

FOR CONTRACTOR

By _____

Its: _____

FOR THE CITY OF ANN ARBOR

By _____
Christopher Taylor, Mayor

By _____
Jacqueline Beaudry, City Clerk

Approved as to substance

By _____
Milton Dohoney, Jr., City
Administrator

By _____
Brian Steglitz, Public Services
Area Administrator

Approved as to form and content

Atleen Kaur, City Attorney

E. Schedule of Pricing/Cost – 20 Points

Company:

Project: Y.I.M. Watermain Replacement Project
 File #: 2023-24

RFP#: 24-17

ITEM NUMBER	DESCRIPTION	UNIT	ESTIMATED	UNIT PRICE	TOTAL PRICE
01000.00 General					
01001.00	General Conditions, Max. \$150,000.00	LS	1.00	\$ 105,072.03	\$ 105,072.03
01002.00	Project Supervision, Max. \$70,000.00	LS	1.00	\$ 62,000.00	\$ 62,000.00
01003.00	Project Clean-Up and Restoration	LS	1.00	\$ 0.01	\$ 0.01
01004.00	Digital Audio Visual Coverage	LS	1.00	\$ 1,300.00	\$ 1,300.00
01021.00	Erosion Control, Inlet Protection, Fabric Drop	Ea	31.00	\$ 175.00	\$ 5,425.00
01022.00	Erosion Control, Silt Fence	Ft	500.00	\$ 3.50	\$ 1,750.00
01040.00	Minor Traffic Control, Max \$90,000.00	LS	1.00	\$ 18,000.00	\$ 18,000.00
01041.00	Traffic Regulator Control	LS	1.00	\$ 0.01	\$ 0.01
01050.00	Sign, Type B, Temp, Prismatic, Furn & Oper	Sft	339.50	\$ 5.00	\$ 1,697.50
01051.00	Sign, Type B, Temp, Prismatic, Special, Furn & Oper	Sft	152.00	\$ 5.00	\$ 760.00
01052.00	Temporary "No Parking" Sign	Ea	100.00	\$ 110.00	\$ 11,000.00
01080.00	Plastic Drum, High Intensity, Lighted, Furn & Oper	Ea	100.00	\$ 40.00	\$ 4,000.00
01092.00	Barricade, Type III, High Intensity, Double Sided, Lighted, Furn & Oper	Ea	21.00	\$ 100.00	\$ 2,100.00
01100.00	Pedestrian Type II Barricade, Temp, Furn & Oper	Ea	16.00	\$ 80.00	\$ 1,280.00
01101.00	Pedestrian Channelizer Device, Furn & Oper	Ea	16.00	\$ 80.00	\$ 1,280.00
01102.00	Temporary Pedestrian Ramp, Furn & Oper	Ea	4.00	\$ 1,700.00	\$ 6,800.00
01103.00	Temporary Pedestrian Mat, Furn & Oper	Ft	100.00	\$ 35.00	\$ 3,500.00
02000.00 Removals					
02000.00	DS_Tree Trimming Allowance	Dir	7,500.00	\$ 1.00	\$ 7,500.00
02020.00	HMA, Any Thickness, Rem	Syd	8,224.00	\$ 8.00	\$ 65,792.00
02030.00	Curb, Gutter, and Curb and Gutter, Any Type, Rem	Ft	5,031.00	\$ 5.00	\$ 25,155.00
02040.00	Sidewalk, Sidewalk Ramp, and Driveway Approach, Any Thickness, Rem	Sft	10,287.00	\$ 3.00	\$ 30,861.00
02050.00	Sign, Rem, Salv	Ea	36.00	\$ 100.00	\$ 3,600.00
03000.00 Earthwork					
03000.71	DS_Maching Grading	Syd	4,047.00	\$ 0.01	\$ 40.47
03020.00	Subgrade Undercutting, Type III	Cyd	100.00	\$ 105.00	\$ 10,500.00
03030.01	Exploratory Excavation, SD-TD-1, (0-10' Deep)	Ea	5.00	\$ 1,400.00	\$ 7,000.00

ITEM NUMBER	DESCRIPTION	UNIT	ESTIMATED	UNIT PRICE	TOTAL PRICE
04000.00 Sanitary Sewer					
04015.01	6 In., SDR 26 PVC Sanitary Service Lead, SD-TD-2	Ft	100.00	\$ 85.00	\$ 8,500.00
04060.00	Sanitary Structure Cover	Ea	3.00	\$ 830.00	\$ 2,490.00
04061.00	Sanitary Structure Cover, Adjust	Ea	3.00	\$ 900.00	\$ 2,700.00
06000.00 Storm and Drainage					
06001.01	12 In., CL IV RCP Storm Sewer, SD-TD-1	Ft	250.00	\$ 325.00	\$ 81,250.00
06020.00	Pipe Undercut & Backfill, Storm	Cyd	395.00	\$ 0.01	\$ 3.95
06070.01	Storm Single Inlet, 24 In. Dia., (0-8' deep)	Ea	12.00	\$ 2,900.00	\$ 34,800.00
06120.03	Storm Sewer Pipe, 12 In. Dia., Rem	Ft	269.00	\$ 0.01	\$ 2.69
06140.00	Storm Sewer Structure, Rem	Ea	1.00	\$ 50.00	\$ 50.00
06150.00	Storm Sewer Drop Structure, Rem	Ea	12.00	\$ 0.01	\$ 0.12
06160.01	Storm Structure Cover	Ea	22.00	\$ 800.00	\$ 17,600.00
06160.02	Storm Structure Cover, Adjust	Ea	22.00	\$ 900.00	\$ 19,800.00
06160.03	Storm Structure Adjust, Additional Depth	Ft	10.00	\$ 200.00	\$ 2,000.00
06170.00	Storm Structure, Reconstruct	Ft	10.00	\$ 200.00	\$ 2,000.00
06181.02	Underdrain, Subbase, 6 inch	Ft	5,099.00	\$ 23.00	\$ 117,277.00
07000.00 Water Mains					
07004.01	6 In., PC 350 DIP w/polywrap, SD-TD-1	Ft	151.00	\$ 330.00	\$ 49,830.00
07004.02	8 In., PC 350 DIP w/polywrap, SD-TD-1	Ft	2,623.00	\$ 250.00	\$ 655,750.00
07004.04	12 In., PC 350 DIP w/polywrap, SD-TD-1	Ft	62.00	\$ 415.00	\$ 25,730.00
07010.02	6 In. 45° DIP Bend	Ea	7.00	\$ 1,225.00	\$ 8,575.00
07010.03	6 In. 22.5° DIP Bend	Ea	10.00	\$ 1,225.00	\$ 12,250.00
07011.02	8 In. 45° DIP Bend	Ea	30.00	\$ 1,525.00	\$ 45,750.00
07011.03	8 In. 22.5° DIP Bend	Ea	1.00	\$ 1,525.00	\$ 1,525.00
07011.04	8 In. 11.25° DIP Bend	Ea	10.00	\$ 1,525.00	\$ 15,250.00
07013.03	12 In. 22.5° DIP Bend	Ea	1.00	\$ 1,875.00	\$ 1,875.00
07020.02	8 In. X 4 In. DIP Reducer	Ea	1.00	\$ 850.00	\$ 850.00
07020.03	8 In. X 6 In. DIP Reducer	Ea	13.00	\$ 850.00	\$ 11,050.00
07020.09	12 In. X 8 In. DIP Reducer	Ea	1.00	\$ 1,100.00	\$ 1,100.00
07030.06	8 In. X 8 In. X 8 In. DIP Tee	Ea	13.00	\$ 1,400.00	\$ 18,200.00
07030.13	12 In. X 12 In. X 8 In. DIP Tee	Ea	2.00	\$ 1,850.00	\$ 3,700.00

Project: Y.I.M. Watermain Replacement Project
File #: 2023-24

RFP#: 24-17

ITEM NUMBER	DESCRIPTION	UNIT	ESTIMATED	UNIT PRICE	TOTAL PRICE
07030.15	12 In. X 12 In. X 12 In. DIP Tee	Ea	1.00	\$ 2,000.00	\$ 2,000.00
07060.02	Gate Valve In Well, 8 In.	Ea	10.00	\$ 8,000.00	\$ 80,000.00
07080.00	Excavate & Backfill For Water Service Tap and Lead	Ft	439.00	\$ 275.00	\$ 120,725.00
07090.00	Water Structure Cover	Ea	10.00	\$ 800.00	\$ 8,000.00
07091.00	Water Structure Cover, Adjust	Ea	10.00	\$ 900.00	\$ 9,000.00
07100.00	Fire Hydrant Assembly, Complete	Ea	10.00	\$ 7,000.00	\$ 70,000.00
07102.00	Fire Hydrant Assembly, Rem	Ea	4.00	\$ 1,000.00	\$ 4,000.00
07110.01	Sacrificial Anode, 17-pound	Ea	10.00	\$ 925.00	\$ 9,250.00
07110.02	Sacrificial Anode, 32-pound	Ea	1.00	\$ 1,300.00	\$ 1,300.00
07130.01	Temporary Water Main Line Stop, 8 In. or less	Ea	10.00	\$ 13,000.00	\$ 130,000.00
07131.00	Temporary Water Main Line Stop, Additional Rental Day	Ea	10.00	\$ 500.00	\$ 5,000.00
07140.01	Water Main Pipe, 4 In. Dia., Abandon	Ft	158.00	\$ 6.00	\$ 948.00
07140.02	Water Main Pipe, 6 In. Dia., Abandon	Ft	2,166.00	\$ 7.00	\$ 15,162.00
07150.01	Water Main Pipe, 4 In. Dia., Rem	Ft	23.00	\$ 0.01	\$ 0.23
07150.02	Water Main Pipe, 6 In. Dia., Rem	Ft	224.00	\$ 0.01	\$ 2.24
07150.05	Water Main Pipe, 12 In. Dia., Rem	Ft	51.00	\$ 0.01	\$ 0.51
07160.01	Gate Valve in Box, 4 In. Dia., Abandon	Ea	1.00	\$ 350.00	\$ 350.00
07160.03	Gate Valve in Box, 6 In. Dia., Abandon	Ea	4.00	\$ 350.00	\$ 1,400.00
07170.01	Gate Valve in Box, 4 In. Dia., Rem	Ea	1.00	\$ 1,550.00	\$ 1,550.00
07170.02	Gate Valve in Box, 6 In. Dia., Rem	Ea	2.00	\$ 1,650.00	\$ 3,300.00
08000.00	Streets, Driveways, & Sidewalks				
08001.00	Subbase, CIP	Cyd	36.00	\$ 285.00	\$ 10,260.00
08010.02	Aggregate Base, 6 In., 21AA, CIP	Syd	924.00	\$ 48.00	\$ 44,352.00
08010.03	Aggregate Base, 8 In., 21AA, CIP	Syd	4,371.00	\$ 14.90	\$ 65,127.90
08010.71	Aggregate Base, Conditioning	Syd	3,229.00	\$ 0.01	\$ 32.29
08060.00	Hand Patching	Ton	15.00	\$ 475.00	\$ 7,125.00
08070.14	HMA, 4EL	Ton	1,007.00	\$ 145.00	\$ 146,015.00
08070.18	HMA, 5EL	Ton	1,007.00	\$ 148.00	\$ 149,036.00
08080.71	DS_Conc, Speed Hump	Ea	1.00	\$ 16,000.00	\$ 16,000.00
08110.00	Conc, Curb or Curb & Gutter, All Types	Ft	3,861.00	\$ 35.00	\$ 135,135.00

Project: Y.I.M. Watermain Replacement Project
 File #: 2023-24

RFP#: 24-17

<u>ITEM NUMBER</u>	<u>DESCRIPTION</u>	<u>UNIT</u>	<u>ESTIMATED</u>	<u>UNIT PRICE</u>	<u>TOTAL PRICE</u>
08120.01	Conc, Driveway Opening, Type M	Ft	1,238.00	\$ 37.00	\$ 45,806.00
08130.01	Conc, Sidewalk, 4 In.	Sft	1,217.00	\$ 6.25	\$ 7,606.25
08131.01	Conc, Sidewalk, Drive Approach, or Ramp, 6 In.	Sft	7,797.00	\$ 7.40	\$ 57,697.80
08150.00	Detectable Warning Surface	Ft	99.00	\$ 85.00	\$ 8,415.00
08200.07	Pavt Mrkg, Polyurea, 12 In., Crosswalk	Ft	800.00	\$ 6.50	\$ 5,200.00
08200.09	Pavt Mrkg, Polyurea, 24 In., Stop Bar	Ft	108.00	\$ 14.00	\$ 1,512.00
08200.31	Pavt Mrkg, Polyurea, Speed Hump Chevron, White	Ea	4.00	\$ 300.00	\$ 1,200.00
10000.00	Landscaping				
10050.00	Underground Sprinkling System, Restore	Dlr	5,000.00	\$ 1.00	\$ 5,000.00
10060.71	DS_Turf Restoration	Syd	4,380.00	\$ 26.50	\$ 116,070.00
Total Estimated Cost				\$	<u>2,799,900.00</u>

PERFORMANCE BOND

- (1) _____ of _____ (referred to as "Principal"), and _____, a corporation duly authorized to do business in the State of Michigan (referred to as "Surety"), are bound to the City of Ann Arbor, Michigan (referred to as "City"), for \$ _____, the payment of which Principal and Surety bind themselves, their heirs, executors, administrators, successors and assigns, jointly and severally, by this bond.
- (2) The Principal has entered a written Contract with the City entitled _____, for RFP No. _____ and this bond is given for that Contract in compliance with Act No. 213 of the Michigan Public Acts of 1963, as amended, being MCL 129.201 et seq.
- (3) Whenever the Principal is declared by the City to be in default under the Contract, the Surety may promptly remedy the default or shall promptly:
- (a) complete the Contract in accordance with its terms and conditions; or
 - (b) obtain a bid or bids for submission to the City for completing the Contract in accordance with its terms and conditions, and upon determination by Surety of the lowest responsible bidder, arrange for a Contract between such bidder and the City, and make available, as work progresses, sufficient funds to pay the cost of completion less the balance of the Contract price; but not exceeding, including other costs and damages for which Surety may be liable hereunder, the amount set forth in paragraph 1.
- (4) Surety shall have no obligation to the City if the Principal fully and promptly performs under the Contract.
- (5) Surety agrees that no change, extension of time, alteration or addition to the terms of the Contract or to the work to be performed thereunder, or the specifications accompanying it shall in any way affect its obligations on this bond, and waives notice of any such change, extension of time, alteration or addition to the terms of the Contract or to the work, or to the specifications.
- (6) Principal, Surety, and the City agree that signatures on this bond may be delivered electronically in lieu of an original signature and agree to treat electronic signatures as original signatures that bind them to this bond. This bond may be executed and delivered by facsimile and upon such delivery, the facsimile signature will be deemed to have the same effect as if the original signature had been delivered to the other party.

SIGNED AND SEALED this _____ day of _____, 202__.

(Name of Surety Company)
By _____
(Signature)

Its _____
(Title of Office)

Approved as to form:

Atleen Kaur, City Attorney

(Name of Principal)
By _____
(Signature)

Its _____
(Title of Office)

Name and address of agent:

LABOR AND MATERIAL BOND

- (1) _____ of _____ (referred to as "Principal"), and _____, a corporation duly authorized to do business in the State of Michigan, (referred to as "Surety"), are bound to the City of Ann Arbor, Michigan (referred to as "City"), for the use and benefit of claimants as defined in Act 213 of Michigan Public Acts of 1963, as amended, being MCL 129.201 et seq., in the amount of \$ _____, for the payment of which Principal and Surety bind themselves, their heirs, executors, administrators, successors and assigns, jointly and severally, by this bond.
- (2) The Principal has entered a written Contract with the City entitled _____
_____, for RFP No. _____; and this bond is given for that Contract in compliance with Act No. 213 of the Michigan Public Acts of 1963 as amended;
- (3) If the Principal fails to promptly and fully repay claimants for labor and material reasonably required under the Contract, the Surety shall pay those claimants.
- (4) Surety's obligations shall not exceed the amount stated in paragraph 1, and Surety shall have no obligation if the Principal promptly and fully pays the claimants.
- (5) Principal, Surety, and the City agree that signatures on this bond may be delivered electronically in lieu of an original signature and agree to treat electronic signatures as original signatures that bind them to this bond. This bond may be executed and delivered by facsimile and upon such delivery, the facsimile signature will be deemed to have the same effect as if the original signature had been delivered to the other party.

SIGNED AND SEALED this _____ day of _____, 202_

(Name of Surety Company)
By _____
(Signature)

Its _____
(Title of Office)

Approved as to form:

Atleen Kaur, City Attorney

(Name of Principal)
By _____
(Signature)

Its _____
(Title of Office)

Name and address of agent:

GENERAL CONDITIONS

Section 1 - Execution, Correlation, and Intent of Documents

The contract documents shall be signed in 2 copies by the City and the Contractor.

The contract documents are complementary and what is called for by anyone shall be binding. The intention of the documents is to include all labor and materials, equipment, and transportation necessary for the proper execution of the work. Materials or work described in words which so applied have a well-known technical or trade meaning and have the meaning of those recognized standards.

In case of a conflict among the contract documents listed below in any requirement(s), the requirement(s) of the document listed first shall prevail over any conflicting requirement(s) of a document listed later.

(1) Addenda in reverse chronological order; (2) Detailed Specifications; (3) Special Provisions; (4) Supplemental Specifications; (5) Standard Specifications; (6) Plans; (7) General Conditions; (8) Contract; (9) Bid Forms; (10) Bond Forms; (11) Bid.

Section 2 - Order of Completion

The Contractor shall submit with each invoice, and at other times reasonably requested by the Supervising Professional, schedules showing the order in which the Contractor proposes to carry on the work. They shall include the dates at which the Contractor will start the several parts of the work, the estimated dates of completion of the several parts, and important milestones within the several parts.

Section 3 - Familiarity with Work

The Bidder or its representative shall make personal investigations of the site of the work and of existing structures and shall determine to its own satisfaction the conditions to be encountered, the nature of the ground, the difficulties involved, and all other factors affecting the work proposed under this Contract. The Bidder to whom this Contract is awarded will not be entitled to any additional compensation unless conditions are clearly different from those which could reasonably have been anticipated by a person making diligent and thorough investigation of the site.

The Bidder shall immediately notify the City upon discovery, and in every case prior to submitting its Bid, of every error or omission in the bidding documents that would be identified by a reasonably competent, diligent Bidder. In no case will a Bidder be allowed the benefit of extra compensation or time to complete the work under this Contract for extra expenses or time spent as a result of the error or omission.

Section 4 - Wage Requirements

Under this Contract, the Contractor shall conform to Chapter 14 of Title I of the Code of the City of Ann Arbor as amended, which in part states "...that all craftsmen, mechanics and laborers employed directly on the site in connection with said improvements, including said employees of subcontractors, shall receive the prevailing wage for the corresponding classes of craftsmen, mechanics and laborers, as determined by statistics for the Ann Arbor area compiled by the United

States Department of Labor. At the request of the City, any contractor or subcontractor shall provide satisfactory proof of compliance with the contract provisions required by the Section.

Pursuant to Resolution R-16-469 all public improvement contractors are subject to prevailing wage and will be required to provide to the City payroll records sufficient to demonstrate compliance with the prevailing wage requirements. A sample Prevailing Wage Form is provided in the Appendix herein for reference as to what will be expected from contractors. Use of the Prevailing Wage Form provided in the Appendix section or a City-approved equivalent will be required along with wage rate interviews.

Where the Contract and the Ann Arbor City Ordinance are silent as to definitions of terms required in determining contract compliance with regard to prevailing wages, the definitions provided in the Davis-Bacon Act as amended (40 U.S.C. 278-a to 276-a-7) for the terms shall be used.

If the Contractor is a "covered employer" as defined in Chapter 23 of the Ann Arbor City Code, the Contractor agrees to comply with the living wage provisions of Chapter 23 of the Ann Arbor City Code. The Contractor agrees to pay those employees providing Services to the City under this Contract a "living wage," as defined in Section 1:815 of the Ann Arbor City Code, as adjusted in accordance with Section 1:815(3); to post a notice approved by the City of the applicability of Chapter 23 in every location in which regular or contract employees providing services under this Contract are working; to maintain records of compliance; if requested by the City, to provide documentation to verify compliance; to take no action that would reduce the compensation, wages, fringe benefits, or leave available to any employee or person contracted for employment in order to pay the living wage required by Section 1:815; and otherwise to comply with the requirements of Chapter 23.

Contractor agrees that all subcontracts entered into by the Contractor shall contain similar wage provision covering subcontractor's employees who perform work on this contract.

Section 5 - Non-Discrimination

The Contractor agrees to comply, and to require its subcontractor(s) to comply, with the nondiscrimination provisions of MCL 37.2209. The Contractor further agrees to comply with the provisions of Section 9:158 of Chapter 112 of Title IX of the Ann Arbor City Code, and to assure that applicants are employed and that employees are treated during employment in a manner which provides equal employment opportunity.

Section 6 - Materials, Appliances, Employees

Unless otherwise stipulated, the Contractor shall provide and pay for all materials, labor, water, tools, equipment, light, power, transportation, and other facilities necessary or used for the execution and completion of the work. Unless otherwise specified, all materials incorporated in the permanent work shall be new, and both workmanship and materials shall be of the highest quality. The Contractor shall, if required, furnish satisfactory evidence as to the kind and quality of materials.

The Contractor shall at all times enforce strict discipline and good order among its employees and shall seek to avoid employing on the work any unfit person or anyone not skilled in the work assigned.

Adequate sanitary facilities shall be provided by the Contractor.

Section 7 - Qualifications for Employment

The Contractor shall employ competent laborers and mechanics for the work under this Contract. For work performed under this Contract, employment preference shall be given to qualified local residents.

Section 8 - Royalties and Patents

The Contractor shall pay all royalties and license fees. It shall defend all suits or claims for infringements of any patent rights and shall hold the City harmless from loss on account of infringement except that the City shall be responsible for all infringement loss when a particular process or the product of a particular manufacturer or manufacturers is specified, unless the City has notified the Contractor prior to the signing of the Contract that the particular process or product is patented or is believed to be patented.

Section 9 - Permits and Regulations

The Contractor must secure and pay for all permits, permit or plan review fees and licenses necessary for the prosecution of the work. These include but are not limited to City building permits, right-of-way permits, lane closure permits, right-of-way occupancy permits, and the like. The City shall secure and pay for easements shown on the plans unless otherwise specified.

The Contractor shall give all notices and comply with all laws, ordinances, rules and regulations bearing on the conduct of the work as drawn and specified. If the Contractor observes that the contract documents are at variance with those requirements, it shall promptly notify the Supervising Professional in writing, and any necessary changes shall be adjusted as provided in the Contract for changes in the work.

Section 10 - Protection of the Public and of Work and Property

The Contractor is responsible for the means, methods, sequences, techniques and procedures of construction and safety programs associated with the work contemplated by this contract. The Contractor, its agents or sub-contractors, shall comply with the "General Rules and Regulations for the Construction Industry" as published by the Construction Safety Commission of the State of Michigan and to all other local, State and National laws, ordinances, rules and regulations pertaining to safety of persons and property.

The Contractor shall take all necessary and reasonable precautions to protect the safety of the public. It shall continuously maintain adequate protection of all work from damage and shall take all necessary and reasonable precautions to adequately protect all public and private property from injury or loss arising in connection with this Contract. It shall make good any damage, injury or loss to its work and to public and private property resulting from lack of reasonable protective precautions, except as may be due to errors in the contract documents or caused by agents or employees of the City. The Contractor shall obtain and maintain sufficient insurance to cover damage to any City property at the site by any cause.

In an emergency affecting the safety of life, or the work, or of adjoining property, the Contractor is, without special instructions or authorization from the Supervising Professional, permitted to act

at its discretion to prevent the threatened loss or injury. It shall also act, without appeal, if authorized or instructed by the Supervising Professional.

Any compensation claimed by the Contractor for emergency work shall be determined by agreement or in accordance with the terms of Claims for Extra Cost - Section 15.

Section 11 - Inspection of Work

The City shall provide sufficient competent personnel for the inspection of the work.

The Supervising Professional shall at all times have access to the work whenever it is in preparation or progress, and the Contractor shall provide proper facilities for access and for inspection.

If the specifications, the Supervising Professional's instructions, laws, ordinances, or any public authority require any work to be specially tested or approved, the Contractor shall give the Supervising Professional timely notice of its readiness for inspection, and if the inspection is by an authority other than the Supervising Professional, of the date fixed for the inspection. Inspections by the Supervising Professional shall be made promptly, and where practicable at the source of supply. If any work should be covered up without approval or consent of the Supervising Professional, it must, if required by the Supervising Professional, be uncovered for examination and properly restored at the Contractor's expense.

Re-examination of any work may be ordered by the Supervising Professional, and, if so ordered, the work must be uncovered by the Contractor. If the work is found to be in accordance with the contract documents, the City shall pay the cost of re-examination and replacement. If the work is not in accordance with the contract documents, the Contractor shall pay the cost.

Section 12 - Superintendence

The Contractor shall keep on the work site, during its progress, a competent superintendent and any necessary assistants, all satisfactory to the Supervising Professional. The superintendent will be responsible for performing all on-site project management for the Contractor. The superintendent shall be experienced in the work required for this Contract. The superintendent shall represent the Contractor and all directions given to the superintendent shall be binding as if given to the Contractor. Important directions shall immediately be confirmed in writing to the Contractor. Other directions will be confirmed on written request. The Contractor shall give efficient superintendence to the work, using his/her best skill and attention.

Section 13 - Changes in the Work

The City may make changes to the quantities of work within the general scope of the Contract at any time by a written order and without notice to the sureties. If the changes add to or deduct from the extent of the work, the Contract Sum shall be adjusted accordingly. All the changes shall be executed under the conditions of the original Contract except that any claim for extension of time caused by the change shall be adjusted at the time of ordering the change.

In giving instructions, the Supervising Professional shall have authority to make minor changes in the work not involving extra cost and not inconsistent with the purposes of the work, but otherwise, except in an emergency endangering life or property, no extra work or change shall be made

unless in pursuance of a written order by the Supervising Professional, and no claim for an addition to the Contract Sum shall be valid unless the additional work was ordered in writing.

The Contractor shall proceed with the work as changed and the value of the work shall be determined as provided in Claims for Extra Cost - Section 15.

Section 14 - Extension of Time

Extension of time stipulated in the Contract for completion of the work will be made if and as the Supervising Professional may deem proper under any of the following circumstances:

- (1) When work under an extra work order is added to the work under this Contract;
- (2) When the work is suspended as provided in Section 20;
- (3) When the work of the Contractor is delayed on account of conditions which could not have been foreseen, or which were beyond the control of the Contractor, and which were not the result of its fault or negligence;
- (4) Delays in the progress of the work caused by any act or neglect of the City or of its employees or by other Contractors employed by the City;
- (5) Delay due to an act of Government;
- (6) Delay by the Supervising Professional in the furnishing of plans and necessary information;
- (7) Other cause which in the opinion of the Supervising Professional entitles the Contractor to an extension of time.

The Contractor shall notify the Supervising Professional within 7 days of an occurrence or condition which, in the Contractor's opinion, entitle it to an extension of time. The notice shall be in writing and submitted in ample time to permit full investigation and evaluation of the Contractor's claim. The Supervising Professional shall acknowledge receipt of the Contractor's notice within 7 days of its receipt. Failure to timely provide the written notice shall constitute a waiver by the Contractor of any claim.

In situations where an extension of time in contract completion is appropriate under this or any other section of the contract, the Contractor understands and agrees that the only available adjustment for events that cause any delays in contract completion shall be extension of the required time for contract completion and that there shall be no adjustments in the money due the Contractor on account of the delay.

Section 15 - Claims for Extra Cost

If the Contractor claims that any instructions by drawings or other media issued after the date of the Contract involved extra cost under this Contract, it shall give the Supervising Professional written notice within 7 days after the receipt of the instructions, and in any event before proceeding to execute the work, except in emergency endangering life or property. The procedure shall then be as provided for Changes in the Work-Section 13. No claim shall be valid unless so made.

If the Supervising Professional orders, in writing, the performance of any work not covered by the contract documents, and for which no item of work is provided in the Contract, and for which no unit price or lump sum basis can be agreed upon, then the extra work shall be done on a Cost-Plus-Percentage basis of payment as follows:

- (1) The Contractor shall be reimbursed for all reasonable costs incurred in doing the work, and shall receive an additional payment of 15% of all the reasonable costs to cover both its indirect overhead costs and profit;
- (2) The term "Cost" shall cover all payroll charges for employees and supervision required under the specific order, together with all worker's compensation, Social Security, pension and retirement allowances and social insurance, or other regular payroll charges on same; the cost of all material and supplies required of either temporary or permanent character; rental of all power-driven equipment at agreed upon rates, together with cost of fuel and supply charges for the equipment; and any costs incurred by the Contractor as a direct result of executing the order, if approved by the Supervising Professional;
- (3) If the extra is performed under subcontract, the subcontractor shall be allowed to compute its charges as described above. The Contractor shall be permitted to add an additional charge of 5% percent to that of the subcontractor for the Contractor's supervision and contractual responsibility;
- (4) The quantities and items of work done each day shall be submitted to the Supervising Professional in a satisfactory form on the succeeding day, and shall be approved by the Supervising Professional and the Contractor or adjusted at once;
- (5) Payments of all charges for work under this Section in any one month shall be made along with normal progress payments. Retainage shall be in accordance with Progress Payments-Section 16.

No additional compensation will be provided for additional equipment, materials, personnel, overtime or special charges required to perform the work within the time requirements of the Contract.

When extra work is required and no suitable price for machinery and equipment can be determined in accordance with this Section, the hourly rate paid shall be 1/40 of the basic weekly rate listed in the Rental Rate Blue Book published by Dataquest Incorporated and applicable to the time period the equipment was first used for the extra work. The hourly rate will be deemed to include all costs of operation such as bucket or blade, fuel, maintenance, "regional factors", insurance, taxes, and the like, but not the costs of the operator.

Section 16 - Progress Payments

The Contractor shall submit each month, or at longer intervals, if it so desires, an invoice covering work performed for which it believes payment, under the Contract terms, is due. The submission shall be to the City's Finance Department - Accounting Division. The Supervising Professional will, within 10 days following submission of the invoice, prepare a certificate for payment for the work in an amount to be determined by the Supervising Professional as fairly representing the acceptable work performed during the period covered by the Contractor's invoice. To ensure the

proper performance of this Contract, the City will retain a percentage of the estimate in accordance with Act 524, Public Acts of 1980. The City will then, following the receipt of the Supervising Professional's Certificate, make payment to the Contractor as soon as feasible, which is anticipated will be within 15 days.

An allowance may be made in progress payments if substantial quantities of permanent material have been delivered to the site but not incorporated in the completed work if the Contractor, in the opinion of the Supervising Professional, is diligently pursuing the work under this Contract. Such materials shall be properly stored and adequately protected. Allowance in the estimate shall be at the invoice price value of the items. Notwithstanding any payment of any allowance, all risk of loss due to vandalism or any damage to the stored materials remains with the Contractor.

In the case of Contracts which include only the Furnishing and Delivering of Equipment, the payments shall be; 60% of the Contract Sum upon the delivery of all equipment to be furnished, or in the case of delivery of a usable portion of the equipment in advance of the total equipment delivery, 60% of the estimated value of the portion of the equipment may be paid upon its delivery in advance of the time of the remainder of the equipment to be furnished; 30% of the Contract Sum upon completion of erection of all equipment furnished, but not later than 60 days after the date of delivery of all of the equipment to be furnished; and payment of the final 10% on final completion of erection, testing and acceptance of all the equipment to be furnished; but not later than 180 days after the date of delivery of all of the equipment to be furnished, unless testing has been completed and shows the equipment to be unacceptable.

With each invoice for periodic payment, the Contractor shall enclose a Contractor's Declaration - Section 43, and an updated project schedule per Order of Completion - Section 2.

Section 17 - Deductions for Uncorrected Work

If the Supervising Professional decides it is inexpedient to correct work that has been damaged or that was not done in accordance with the Contract, an equitable deduction from the Contract price shall be made.

Section 18 - Correction of Work Before Final Payment

The Contractor shall promptly remove from the premises all materials condemned by the Supervising Professional as failing to meet Contract requirements, whether incorporated in the work or not, and the Contractor shall promptly replace and re-execute the work in accordance with the Contract and without expense to the City and shall bear the expense of making good all work of other contractors destroyed or damaged by the removal or replacement.

If the Contractor does not remove the condemned work and materials within 10 days after written notice, the City may remove them and, if the removed material has value, may store the material at the expense of the Contractor. If the Contractor does not pay the expense of the removal within 10 days thereafter, the City may, upon 10 days written notice, sell the removed materials at auction or private sale and shall pay to the Contractor the net proceeds, after deducting all costs and expenses that should have been borne by the Contractor. If the removed material has no value, the Contractor must pay the City the expenses for disposal within 10 days of invoice for the disposal costs.

The inspection or lack of inspection of any material or work pertaining to this Contract shall not relieve the Contractor of its obligation to fulfill this Contract and defective work shall be made good. Unsuitable materials may be rejected by the Supervising Professional notwithstanding that the work and materials have been previously overlooked by the Supervising Professional and accepted or estimated for payment or paid for. If the work or any part shall be found defective at any time before the final acceptance of the whole work, the Contractor shall forthwith make good the defect in a manner satisfactory to the Supervising Professional. The judgment and the decision of the Supervising Professional as to whether the materials supplied, and the work done under this Contract comply with the requirements of the Contract shall be conclusive and final.

Section 19 - Acceptance and Final Payment

Upon receipt of written notice that the work is ready for final inspection and acceptance, the Supervising Professional will promptly make the inspection. When the Supervising Professional finds the work acceptable under the Contract and the Contract fully performed, the Supervising Professional will promptly sign and issue a final certificate stating that the work required by this Contract has been completed and is accepted by the City under the terms and conditions of the Contract. The entire balance found to be due the Contractor, including the retained percentage, shall be paid to the Contractor by the City within 30 days after the date of the final certificate.

Before issuance of final certificates, the Contractor shall file with the City:

- (1) The consent of the surety to payment of the final estimate;
- (2) The Contractor's Affidavit in the form required by Section 44.

In case the Affidavit or consent is not furnished, the City may retain out of any amount due the Contractor, sums sufficient to cover all lienable claims.

The making and acceptance of the final payment shall constitute a waiver of all claims by the City except those arising from:

- (1) unsettled liens;
- (2) faulty work appearing within 12 months after final payment;
- (3) hidden defects in meeting the requirements of the plans and specifications;
- (4) manufacturer's guarantees.

It shall also constitute a waiver of all claims by the Contractor, except those previously made and still unsettled.

Section 20 - Suspension of Work

The City may at any time suspend the work, or any part by giving 5 days' notice to the Contractor in writing. The work shall be resumed by the Contractor within 10 days after the date fixed in the written notice from the City to the Contractor to do so. The City shall reimburse the Contractor for expenses incurred by the Contractor in connection with the work under this Contract as a result of the suspension.

If the work, or any part, shall be stopped by the notice in writing, and if the City does not give notice in writing to the Contractor to resume work at a date within 90 days of the date fixed in the written notice to suspend, then the Contractor may abandon that portion of the work suspended

and will be entitled to the estimates and payments for all work done on the portions abandoned, if any, plus 10% of the value of the work abandoned, to compensate for loss of overhead, plant expense, and anticipated profit.

Section 21 - Delays and the City's Right to Terminate Contract

If the Contractor refuses or fails to prosecute the work, or any separate part of it, with the diligence required to ensure completion, ready for operation, within the allowable number of consecutive calendar days specified plus extensions, or fails to complete the work within the required time, the City may, by written notice to the Contractor, terminate its right to proceed with the work or any part of the work as to which there has been a delay. After providing the notice the City may take over the work and prosecute it to completion, by contract or otherwise, and the Contractor and its sureties shall be liable to the City for any excess cost to the City. If the Contractor's right to proceed is terminated, the City may take possession of and utilize in completing the work, any materials, appliances and plant as may be on the site of the work and useful for completing the work. The right of the Contractor to proceed shall not be terminated or the Contractor be charged with liquidated damages where an extension of time is granted under Extension of Time - Section 14.

If the Contractor is adjudged a bankrupt, or if it makes a general assignment for the benefit of creditors, or if a receiver is appointed on account of its insolvency, or if it persistently or repeatedly refuses or fails except in cases for which extension of time is provided, to supply enough properly skilled workers or proper materials, or if it fails to make prompt payments to subcontractors or for material or labor, or persistently disregards laws, ordinances or the instructions of the Supervising Professional, or otherwise is guilty of a substantial violation of any provision of the Contract, then the City, upon the certificate of the Supervising Professional that sufficient cause exists to justify such action, may, without prejudice to any other right or remedy and after giving the Contractor 3 days written notice, terminate this Contract. The City may then take possession of the premises and of all materials, tools and appliances thereon and without prejudice to any other remedy it may have, make good the deficiencies or finish the work by whatever method it may deem expedient, and deduct the cost from the payment due the Contractor. The Contractor shall not be entitled to receive any further payment until the work is finished. If the expense of finishing the work, including compensation for additional managerial and administrative services exceeds the unpaid balance of the Contract Sum, the Contractor and its surety are liable to the City for any excess cost incurred. The expense incurred by the City, and the damage incurred through the Contractor's default, shall be certified by the Supervising Professional.

Section 22 - Contractor's Right to Terminate Contract

If the work should be stopped under an order of any court, or other public authority, for a period of 3 months, through no act or fault of the Contractor or of anyone employed by it, then the Contractor may, upon 7 days written notice to the City, terminate this Contract and recover from the City payment for all acceptable work executed plus reasonable profit.

Section 23 - City's Right To Do Work

If the Contractor should neglect to prosecute the work properly or fail to perform any provision of this Contract, the City, 3 days after giving written notice to the Contractor and its surety may, without prejudice to any other remedy the City may have, make good the deficiencies and may deduct the cost from the payment due to the Contractor.

Section 24 - Removal of Equipment and Supplies

In case of termination of this Contract before completion, from any or no cause, the Contractor, if notified to do so by the City, shall promptly remove any part or all of its equipment and supplies from the property of the City, failing which the City shall have the right to remove the equipment and supplies at the expense of the Contractor.

The removed equipment and supplies may be stored by the City and, if all costs of removal and storage are not paid by the Contractor within 10 days of invoicing, the City upon 10 days written notice may sell the equipment and supplies at auction or private sale, and shall pay the Contractor the net proceeds after deducting all costs and expenses that should have been borne by the Contractor and after deducting all amounts claimed due by any lien holder of the equipment or supplies.

Section 25 - Responsibility for Work and Warranties

The Contractor assumes full responsibility for any and all materials and equipment used in the construction of the work and may not make claims against the City for damages to materials and equipment from any cause except negligence or willful act of the City. Until its final acceptance, the Contractor shall be responsible for damage to or destruction of the project (except for any part covered by Partial Completion and Acceptance - Section 26). The Contractor shall make good all work damaged or destroyed before acceptance. All risk of loss remains with the Contractor until final acceptance of the work (Section 19) or partial acceptance (Section 26). The Contractor is advised to investigate obtaining its own builders risk insurance.

The Contractor shall guarantee the quality of the work for a period of one year. The Contractor shall also unconditionally guarantee the quality of all equipment and materials that are furnished and installed under the contract for a period of one year. At the end of one year after the Contractor's receipt of final payment, the complete work, including equipment and materials furnished and installed under the contract, shall be inspected by the Contractor and the Supervising Professional. Any defects shall be corrected by the Contractor at its expense as soon as practicable but in all cases within 60 days. Any defects that are identified prior to the end of one year shall also be inspected by the Contractor and the Supervising Professional and shall be corrected by the Contractor at its expense as soon as practicable but in all cases within 60 days. The Contractor shall assign all manufacturer or material supplier warranties to the City prior to final payment. The assignment shall not relieve the Contractor of its obligations under this paragraph to correct defects.

Section 26 - Partial Completion and Acceptance

If at any time prior to the issuance of the final certificate referred to in Acceptance and Final Payment - Section 19, any portion of the permanent construction has been satisfactorily completed, and if the Supervising Professional determines that portion of the permanent construction is not required for the operations of the Contractor but is needed by the City, the Supervising Professional shall issue to the Contractor a certificate of partial completion, and immediately the City may take over and use the portion of the permanent construction described in the certificate, and exclude the Contractor from that portion.

The issuance of a certificate of partial completion shall not constitute an extension of the Contractor's time to complete the portion of the permanent construction to which it relates if the

Contractor has failed to complete it in accordance with the terms of this Contract. The issuance of the certificate shall not release the Contractor or its sureties from any obligations under this Contract including bonds.

If prior use increases the cost of, or delays the work, the Contractor shall be entitled to extra compensation, or extension of time, or both, as the Supervising Professional may determine.

Section 27 - Payments Withheld Prior to Final Acceptance of Work

The City may withhold or, on account of subsequently discovered evidence, nullify the whole or part of any certificate to the extent reasonably appropriate to protect the City from loss on account of:

- (1) Defective work not remedied;
- (2) Claims filed or reasonable evidence indicating probable filing of claims by other parties against the Contractor;
- (3) Failure of the Contractor to make payments properly to subcontractors or for material or labor;
- (4) Damage to another Contractor.

When the above grounds are removed or the Contractor provides a Surety Bond satisfactory to the City which will protect the City in the amount withheld, payment shall be made for amounts withheld under this section.

Section 28 - Contractor's Insurance

- (1) The Contractor shall procure and maintain during the life of this Contract, including the guarantee period and during any warranty work, such insurance policies, including those set forth below, as will protect itself and the City from all claims for bodily injuries, death or property damage that may arise under this Contract; whether the act(s) or omission(s) giving rise to the claim were made by the Contractor, any subcontractor, or anyone employed by them directly or indirectly. Prior to commencement of any work under this contract, Contractor shall provide to the City documentation satisfactory to the City, through City-approved means (currently myCOI), demonstrating it has obtained the required policies and endorsements. The certificates of insurance endorsements and/or copies of policy language shall document that the Contractor satisfies the following minimum requirements. The Contractor shall add registration@mycoitracking.com to its safe sender's list so that it will receive necessary communication from myCOI. When requested, Contractor shall provide the same documentation for its subcontractor(s) (if any).

Required insurance policies include:

- (a) Worker's Compensation Insurance in accordance with all applicable state and federal statutes. Further, Employers Liability Coverage shall be obtained in the following minimum amounts:

Bodily Injury by Accident - \$500,000 each accident

Bodily Injury by Disease - \$500,000 each employee
Bodily Injury by Disease - \$500,000 each policy limit

- (b) Commercial General Liability Insurance equivalent to, as a minimum, Insurance Services Office form CG 00 01 04 13 or current equivalent. The City of Ann Arbor shall be named as an additional insured. There shall be no added exclusions or limiting endorsements specifically for the following coverages: Products and Completed Operations, Explosion, Collapse and Underground coverage or Pollution. Further there shall be no added exclusions or limiting endorsements that diminish the City's protections as an additional insured under the policy. The following minimum limits of liability are required:

\$1,000,000	Each occurrence as respect Bodily Injury Liability or Property Damage Liability, or both combined.
\$2,000,000	Per Project General Aggregate
\$1,000,000	Personal and Advertising Injury
\$2,000,000	Products and Completed Operations Aggregate, which, notwithstanding anything to the contrary herein, shall be maintained for three years from the date the Project is completed.

- (c) Motor Vehicle Liability Insurance, including Michigan No-Fault Coverages, equivalent to, as a minimum, Insurance Services Office form CA 00 01 10 13 or current equivalent. Coverage shall include all owned vehicles, all non-owned vehicles and all hired vehicles. The City of Ann Arbor shall be named as an additional insured. There shall be no added exclusions or limiting endorsements that diminish the City's protections as an additional insured under the policy. Further, the limits of liability shall be \$1,000,000 for each occurrence as respects Bodily Injury Liability or Property Damage Liability, or both combined.

- (d) Umbrella/Excess Liability Insurance shall be provided to apply excess of the Commercial General Liability, Employers Liability and the Motor Vehicle coverage enumerated above, for each occurrence and for aggregate in the amount of \$1,000,000.

- (2) Insurance required under subsection (1)(b) and (1)(c) above shall be considered primary as respects any other valid or collectible insurance that the City may possess, including any self-insured retentions the City may have; and any other insurance the City does possess shall be considered excess insurance only and shall not be required to contribute with this insurance. Further, the Contractor agrees to waive any right of recovery by its insurer against the City for any insurance listed herein.

- (3) Insurance companies and policy forms are subject to approval of the City Attorney, which approval shall not be unreasonably withheld. Documentation must provide and demonstrate an unconditional and unqualified 30-day written notice of cancellation in favor of the City of Ann Arbor. Further, the documentation must explicitly state the following: (a) the policy number(s); name of insurance company(s); name and address of the agent(s) or authorized representative(s); name(s), email address(es), and address of insured; project name; policy expiration date; and specific coverage amounts; (b) any deductibles or self-insured retentions which may be approved by the City, in its sole discretion; (c) that the policy conforms to the requirements specified Contractor shall furnish the City with satisfactory certificates of insurance and endorsements prior to commencement of any

work. Upon request, the Contractor shall provide within 30 days a copy of the policy(ies) and all required endorsements to the City. If any of the above coverages expire by their terms during the term of this Contract, the Contractor shall deliver proof of renewal and/or new policies and endorsements to the Administering Service Area/Unit at least ten days prior to the expiration date.

- (4) Any Insurance provider of Contractor shall be authorized to do business in the State of Michigan and shall carry and maintain a minimum rating assigned by A.M. Best & Company's Key Rating Guide of "A-" Overall and a minimum Financial Size Category of "V". Insurance policies and certificates issued by non-authorized insurance companies are not acceptable unless approved in writing by the City.
- (5) City reserves the right to require additional coverage and/or coverage amounts as may be included from time to time in the Detailed Specifications for the Project.
- (6) The provisions of General Condition 28 shall survive the expiration or earlier termination of this contract for any reason.

Section 29 - Surety Bonds

Bonds will be required from the successful bidder as follows:

- (1) A Performance Bond to the City of Ann Arbor for the amount of the bid(s) accepted;
- (2) A Labor and Material Bond to the City of Ann Arbor for the amount of the bid(s) accepted.

Bonds shall be executed on forms supplied by the City in a manner and by a Surety Company authorized to transact business in Michigan and satisfactory to the City Attorney.

Section 30 - Damage Claims

The Contractor shall be held responsible for all damages to property of the City or others, caused by or resulting from the negligence of the Contractor, its employees, or agents during the progress of or connected with the prosecution of the work, whether within the limits of the work or elsewhere. The Contractor must restore all property injured including sidewalks, curbing, sodding, pipes, conduit, sewers or other public or private property to no less than its original condition with new work.

Section 31 - Refusal to Obey Instructions

If the Contractor refuses to obey the instructions of the Supervising Professional, the Supervising Professional shall withdraw inspection from the work, and no payments will be made for work performed thereafter nor may work be performed thereafter until the Supervising Professional shall have again authorized the work to proceed.

Section 32 - Assignment

Neither party to the Contract shall assign the Contract without the written consent of the other. The Contractor may assign any monies due to it to a third party acceptable to the City.

Section 33 - Rights of Various Interests

Whenever work being done by the City's forces or by other contractors is contiguous to work covered by this Contract, the respective rights of the various interests involved shall be established by the Supervising Professional, to secure the completion of the various portions of the work in general harmony.

The Contractor is responsible to coordinate all aspects of the work, including coordination of, and with, utility companies and other contractors whose work impacts this project.

Section 34 - Subcontracts

The Contractor shall not award any work to any subcontractor without prior written approval of the City. The approval will not be given until the Contractor submits to the City a written statement concerning the proposed award to the subcontractor. The statement shall contain all information the City may require.

The Contractor shall be as fully responsible to the City for the acts and omissions of its subcontractors, and of persons either directly or indirectly employed by them, as it is for the acts and omissions of persons directly employed by it.

The Contractor shall cause appropriate provisions to be inserted in all subcontracts relative to the work to bind subcontractors to the Contractor by the terms of the General Conditions and all other contract documents applicable to the work of the subcontractors and to give the Contractor the same power to terminate any subcontract that the City may exercise over the Contractor under any provision of the contract documents.

Nothing contained in the contract documents shall create any contractual relation between any subcontractor and the City.

Section 35 - Supervising Professional's Status

The Supervising Professional has the right to inspect any or all work. The Supervising Professional has authority to stop the work whenever stoppage may be appropriate to insure the proper execution of the Contract. The Supervising Professional has the authority to reject all work and materials which do not conform to the Contract and to decide questions which arise in the execution of the work.

The Supervising Professional shall make all measurements and determinations of quantities. Those measurements and determinations are final and conclusive between the parties.

Section 36 - Supervising Professional's Decisions

The Supervising Professional shall, within a reasonable time after their presentation to the Supervising Professional, make decisions in writing on all claims of the City or the Contractor and on all other matters relating to the execution and progress of the work or the interpretation of the contract documents.

Section 37 - Storing Materials and Supplies

Materials and supplies may be stored at the site of the work at locations agreeable to the City unless a specific exception is listed elsewhere in these documents. Ample way for foot traffic and drainage must be provided, and gutters must, at all times, be kept free from obstruction. Traffic on streets shall be interfered with as little as possible. The Contractor may not enter or occupy with agents, employees, tools, or material any private property without first obtaining written permission from its owner. A copy of the permission shall be furnished to the Supervising Professional.

Section 38 - Lands for Work

The Contractor shall provide, at its own expense and without liability to the City, any additional land and access that may be required for temporary construction facilities or for storage of materials.

Section 39 - Cleaning Up

The Contractor shall, as directed by the Supervising Professional, remove at its own expense from the City's property and from all public and private property all temporary structures, rubbish and waste materials resulting from its operations unless otherwise specifically approved, in writing, by the Supervising Professional.

Section 40 - Salvage

The Supervising Professional may designate for salvage any materials from existing structures or underground services. Materials so designated remain City property and shall be transported or stored at a location as the Supervising Professional may direct.

Section 41 - Night, Saturday or Sunday Work

No night or Sunday work (without prior written City approval) will be permitted except in the case of an emergency and then only to the extent absolutely necessary. The City may allow night work which, in the opinion of the Supervising Professional, can be satisfactorily performed at night. Night work is any work between 8:00 p.m. and 7:00 a.m. No Saturday work will be permitted unless the Contractor gives the Supervising Professional at least 48 hours but not more than 5 days' notice of the Contractor's intention to work the upcoming Saturday.

Section 42 - Sales Taxes

Under State law the City is exempt from the assessment of State Sales Tax on its direct purchases. Contractors who acquire materials, equipment, supplies, etc. for incorporation in City projects are likewise not exempt. State Law shall prevail. The Bidder shall familiarize itself with the State Law and prepare its Bid accordingly. No extra payment will be allowed under this Contract for failure of the Contractor to make proper allowance in this bid for taxes it must pay.

Section 43

CONTRACTOR'S DECLARATION

I hereby declare that I have not, during the period _____, 20____, to _____, 20____, performed any work, furnished any materials, sustained any loss, damage or delay, or otherwise done anything in addition to the regular items (or executed change orders) set forth in the Contract titled _____, for which I shall ask, demand, sue for, or claim compensation or extension of time from the City, except as I hereby make claim for additional compensation or extension of time as set forth on the attached itemized statement. I further declare that I have paid all payroll obligations related to this Contract that have become due during the above period and that all invoices related to this Contract received more than 30 days prior to this declaration have been paid in full except as listed below.

There is/is not (Contractor please circle one and strike one as appropriate) an itemized statement attached regarding a request for additional compensation or extension of time.

Contractor

Date

By _____
(Signature)

Its _____
(Title of Office)

Past due invoices, if any, are listed below.

Section 44

CONTRACTOR'S AFFIDAVIT

The undersigned Contractor, _____, represents that on _____, 20___, it was awarded a contract by the City of Ann Arbor, Michigan to _____ under the terms and conditions of a Contract titled _____. The Contractor represents that all work has now been accomplished and the Contract is complete.

The Contractor warrants and certifies that all of its indebtedness arising by reason of the Contract has been fully paid or satisfactorily secured; and that all claims from subcontractors and others for labor and material used in accomplishing the project, as well as all other claims arising from the performance of the Contract, have been fully paid or satisfactorily settled. The Contractor agrees that, if any claim should hereafter arise, it shall assume responsibility for it immediately upon request to do so by the City of Ann Arbor.

The Contractor, for valuable consideration received, does further waive, release and relinquish any and all claims or right of lien which the Contractor now has or may acquire upon the subject premises for labor and material used in the project owned by the City of Ann Arbor.

This affidavit is freely and voluntarily given with full knowledge of the facts.

Contractor

Date

By _____
(Signature)

Its _____
(Title of Office)

Subscribed and sworn to before me, on this _____ day of _____, 20___
_____, _____ County, Michigan

Notary Public

_____ County, MI

My commission expires on:

STANDARD SPECIFICATIONS

All work under this contract shall be performed in accordance with the **City of Ann Arbor 2024 Public Services Standard Specifications**. All work under this Contract which is not included in these Standard Specifications, or which is performed using modifications to these Standard Specifications, shall be performed in accordance with the Detailed Specifications included in these contract documents.

Standard Specifications are available online:

[City of Ann Arbor Design, Building and Construction Resources](#)

DETAILED SPECIFICATIONS

An item number ending in X.7X and an item's description starting with "DS_" indicates a detailed specification.

<u>Detailed Specification</u>	<u>No. of Pages</u>
DS_Concrete Traffic Calming Measures	2

CITY OF ANN ARBOR
DETAILED SPECIFICATION
FOR
PROJECT SCHEDULE

AA/SDA:DAD

1 of 3

3/24/24

Complete the entirety of work under this Contract in accordance with, and subject to, the scheduling requirements outlined below, and all other requirements of the Contract Documents.

1. The Engineer anticipates that construction can begin on or after **May 20, 2024**, and only upon receipt of the fully executed Contract and Notice to Proceed. Appropriate time extensions may be granted if the Notice to Proceed is delayed beyond this date.
2. This project requires water main, storm sewer improvements, concrete curb and gutter, concrete curb ramps and sidewalk, aggregate base, hot mix asphalt (HMA) paving, turf establishment, and pavement markings on four (4) different streets: Independence Boulevard, Medford Road, Medford Court, and Yorkshire Road. The entire project must be complete by **October 4, 2024**.
3. The Contractor shall start on Medford Road and Medford Court and have them both open to traffic by **August 20, 2024**. Perform and complete water main work sequentially beginning with Medford Road and Court, then Independence Boulevard, and lastly Yorkshire Road unless otherwise approved by the Engineer. Complete water main and other underground utility work on each street prior to commencing with road and other related work unless otherwise approved by the Engineer.

The City expects to furnish the Contractor with two (2) copies of the Contract, for its execution, on or before **April 11, 2022**. The Contractor shall properly execute both copies of the Contract and return them, with the required Bonds and Insurance documentation, to the City by **May 2, 2022**. City Council approval to award a contract for this project is expected on **May 6, 2024**. The Contractor shall not begin the work before the applicable date(s) as described herein without approval from the Project Engineer, and in no case before the receipt of the fully executed Contract and Notice to Proceed.

Time is of the essence in the performance of the work of this contract. The Contractor is expected to mobilize sufficient personnel and equipment and work throughout all authorized hours to complete the project by the final completion date. Should the Contractor demonstrate that they must work on some Sundays in order to maintain the project schedule, they may do so between the hours of 9:00 a.m. and 5:00 p.m. with prior approval from the City. There will be no additional compensation due to the Contractor for work performed on Sundays.

Prior to the start of any construction, the Contractor shall submit a detailed schedule of work for the Engineer's review and approval. Work shall not be started until a schedule is approved in writing by the Engineer. The proposed schedule must fully comply with the scheduling requirements contained in this Detailed Specification. The Contractor shall update the approved work schedule upon request by the Engineer and present it to the Engineer within seven days of said request.

The Contractor shall organize, coordinate, and diligently execute the work at the locations shown on the plans and as described below. For this Contract, the "Start of Work" definition is the date when the temporary "No-Parking" signs become effective, and all required temporary traffic control and SESC measures are in place and ready for use. The Engineer will consider individual streets or phases ready for opening to traffic once all concrete work is complete, utility structures

Covers are raised to finished grade and placement of the HMA top course is complete. Within 10 days of opening the street to traffic the Contractor will complete all work, which includes, but is not limited to, minor slope restoration, clean-up, street cleaning, utility structure cleaning, the removal of all temporary traffic control and SESC devices and temporary "No Parking" signs, and other necessary work and as directed by the Engineer. Failure to complete work in a timely manner may result in the suspension of active project work or a delay in starting subsequently planned project work.

Failure to open to traffic or complete all work as specified within the time specified, including time extensions granted thereto as determined by the Engineer, will entitle the City to deduct from the payments due the Contractor, **\$1,500.00** in Liquidated Damages, and not as a penalty, for delays in the completion of the work for each calendar day the work remains incomplete.

Assessment of Liquidated Damages will occur until the required work is complete in the current construction season. If, with the Engineer's approval, work extends beyond the seasonal suspension period (November 15 through April 15), the City will not assess Liquidated Damages until the Contractor resumes and completes the work in the following construction season.

The following workday, hour and other work restrictions are imposed by the City of Ann Arbor.

Contractor operations shall be limited by local municipality work time, noise, and dust ordinance:

- Monday through Friday: 7:00 am – 8:00 p.m.
- Saturday: 7:00 a.m.– 8:00 p.m.; Give notice to Engineer no less than 48 hours and no more than 5 days in advance.
- Sunday: Only with written approval from the City of Ann Arbor

Perform no work during the following Holiday periods unless approved in advance by the Engineer:

- Memorial Day - 3:00 p.m. Friday, May 24, 2024, through 7:00 a.m. Tuesday, May 28, 2024.
- Independence Day - 3:00 p.m. Wednesday, July 3, 2024, through 7:00 a.m. Friday, July 5, 2024.
- Labor Day - 3:00 p.m. Friday, August 30, 2024, through 7:00 a.m. Tuesday, September 3, 2024

Perform no work during the following scheduled University of Michigan home football game dates unless approved in advance by the Engineer:

- August 31, 2024
- September 7, 2024
- September 14, 2024
- September 21, 2024
- September 28, 2024
- October 26, 2024
- November 2, 2024
- November 23, 2024

Working in the Rain

The Contractor shall not work in the rain unless authorized in writing by the Engineer. The Engineer may delay or stop the work due to threatening weather conditions.

The Contractor shall not be compensated for unused materials or downtime due to rain, or the threat of rain.

The Contractor is solely responsible for repairing all damages to the work and to the site, including road infrastructures, road subgrades, and any adjacent properties, which are caused as a result of working in the rain.

Working in the Dark

The Contractor shall not work in the dark except as approved by the Engineer and only when lighting for night work is provided as detailed elsewhere in this contract.

The Engineer may stop the work or may require the Contractor to defer certain work to another day if, in the Engineer's opinion, the work cannot be completed within the remaining daylight hours or if inadequate daylight is present to either properly perform or inspect the work.

The Contractor will not be compensated for unused materials or downtime when delays or work stoppages are directed by the Engineer for darkness and/or inadequate remaining daylight reasons.

The Contractor is solely responsible for repairing all damages to the work and to the site, including road infrastructures, road subgrades, and any adjacent properties resulting from working in the dark.

If the construction Contract is not completed within the specified period(s) including any extensions of time granted thereto, at the sole discretion of the City of Ann Arbor, this Contract may be terminated with no additional compensation due to the Contractor, and the Contractor may be forbidden to bid on future City of Ann Arbor projects for a period of at least three (3) years. If the Engineer elects to terminate the Contract, Contract items paid for on a Lump Sum basis shall be paid up to a maximum percentage equal to the percentage of the Contract work that has been completed.

The City's decision to add or delete work, change the construction limits, or the City's contribution to a delay of the construction shall not entitle the Contractor to receive additional compensation, nor shall it relieve the Contractor of any responsibility for completion of work.

Include any/all efforts to organize, coordinate, and schedule the project work in the contract unit price bid for the pay item **General Conditions, Max \$_____**.

CITY OF ANN ARBOR
DETAILED SPECIFICATION
FOR
AGGREGATE BASE CONDITIONING

AA/SDA:DAD

1 of 1

3/24/24

Description

This work consists of conditioning aggregate base as shown on the plans in the areas where the existing aggregate base is to remain in place. Perform this work in accordance with section 302 of the Michigan Department of Transportation (MDOT) 2020 Standard Specifications for Construction and as directed by the Engineer and described herein.

Materials

All aggregate used for conditioning must meet the gradation and physical properties for Class 21AA dense-graded aggregate per sections 302.02 and 902 of the MDOT 2020 Standard Specifications for Construction. Provide ONLY crushed limestone material unless otherwise approved by the Engineer.

Construction

Condition aggregate base in accordance with section 302 of the Michigan Department of Transportation (MDOT) 2020 Standard Specifications for Construction and as directed by the Engineer. Construct aggregate base to the line and grade shown in the contract. This work may include redistribution of existing aggregate within the project site, removal of excess aggregate, and providing additional aggregate as dictated by the proposed line and grade, and as directed by the Engineer.

Compact the layer of aggregate base to at least 98 percent of the maximum unit weight at a moisture content no greater than optimum for aggregate base under hot mix asphalt (HMA)pavement (HMA).

Measurement and Payment

Measure and pay for the completed work, as described, at the contract unit price using the following pay item:

Pay Item	Pay Unit
DS_Aggregate Base, Conditioning	Square Yard

Measure **DS_Aggregate Base, Conditioning** area in place by the unit square yard and pay for it at the contract unit price, which price includes the costs for all labor, equipment, and materials necessary to complete the work including providing additional aggregate and removing access aggregate from the project site.

CITY OF ANN ARBOR
DETAILED SPECIFICATION
FOR
CONCRETE DURABILITY

AA

1 of 6

3/24/24

Description

The Contractor shall furnish a Portland cement concrete mixture for this project that has been tested under this specification and shown to be resistant to excessive expansion caused by alkali-silica reactivity (ASR) and provides adequate air entrainment for freeze thaw durability. The Contractor shall construct the project with practices outlined in this specification.

Materials

The materials provided for use on this project shall conform to the following requirements:

Portland Cement	ASTM C-150
Fine Aggregate	ASTM C-33*
Coarse Aggregate	ASTM C-33*
Fly Ash, Class F	ASTM C-618
Slag Cement, Grade 100, 120	ASTM C-989
Silica Fume	ASTM C-1240
Blended Cements	ASTM C-595
Air Entraining Admixtures	ASTM C-260
Chemical Admixtures	ASTM C-494
White Membrane Cure	ASTM C-309 Type 2

Fine and coarse aggregates shall consist of natural aggregates as defined in the Michigan Department of Transportation 2020 Standard Specifications for Construction Section 902.02.A.1.

The Contractor shall provide documentation that all materials to be incorporated into proposed mixed designs meet the requirements of this section.

Alkali-Silica Reactivity

The Contractor shall supply to the Engineer preliminary concrete mix designs including a list and location of all suppliers of concrete materials. The Contractor shall evaluate the mixtures for the potential for excessive expansion caused by ASR and provide documentation to the Engineer. The Contractor's evaluation shall include a review of any previous testing of the material sources intended to be used for both the fine and coarse aggregates for the concrete mixtures. The previous testing may be from other projects or records provided by the material suppliers.

Aggregates shall be tested under ASTM C-1260. If the expansion of the mortar bars is less than 0.10%, at 14 days, the aggregates shall be considered innocuous and there are no restrictions for ASR mitigation required with this material.

Previous aggregate test data may be used. If no previous test data is available, for the concrete mix, that shows that it is resistant to ASR, a concrete mixture that will mitigate the potential for ASR must be designed using either Method 1 or 2 as described below.

Method 1

Substitution of a portion of the cement with Class F Fly Ash, Slag Cement Grade 100 or 120, or a ternary mix (blended cement) containing a blend of Portland cement and slag cement, or Class F fly ash, or silica fume.

The maximum substitution of cement with the fly ash permitted shall be 25% by weight of total cementitious material (cement plus fly ash). Additional requirements for the Fly Ash, Class F are that the Calcium Oxide (CaO) percent shall be less than 10% and the available alkalis shall not exceed a maximum of 1.5%. A copy of the most recent mill test report shall be submitted to verify. Note: a Class C fly ash with a minimum total oxide ($\text{SiO}_2 + \text{Al}_2\text{O}_3 + \text{Fe}_2\text{O}_3$) of 66% and a minimum SiO_2 of 38% may be used in lieu of Type F fly ash.

The maximum substitution of cement with the Slag Cement permitted shall be 40% by weight of total cementitious material (cement plus Slag Cement). The minimum replacement rate with Slag Cement shall be 25%.

For a ternary blend, the total replacement of supplementary cementitious materials is 40% with a blend consisting of a maximum of 15% Type F fly ash, and/or 8% silica fume and/or slag cement.

For Method 1, the effectiveness of the proposed mix combination to resist the potential for excessive expansion caused by ASR shall be demonstrated using current or historic data. To demonstrate the effectiveness of the proposed mix the Contractor shall construct and test mortar bars per ASTM C1567 (14-day test) using both the fine and coarse aggregate along with the proposed cementitious material for the concrete mixture. If a mortar bar constructed of these materials produces an expansion of less than 0.10%, concrete mixture will be considered to be resistant to excessive expansion due to ASR.

If a mortar bar constructed of these materials produces an expansion of 0.10% or greater, concrete mixtures containing these materials shall not be considered resistant to the potential for excessive expansion due to ASR and shall be rejected. Additional testing, including alternate proportions or different materials will be required.

Method 2

Use low alkali cement and maintain the total alkali content from the cementitious at no more than 3.0 lbs/cyd ($\text{Na}_2\text{O}_{\text{eq}}$). The total alkali contribution is calculated by the quantity contained in the Portland cement only.

Requirements for Low Alkali Cement are that the alkali content does not exceed 0.60% expressed as Na_2O equivalent. Equivalent sodium oxide is calculated as: (percent Na_2O + 0.658 x percent K_2O).

For either Method 1 or 2, if the Contractor intends to change any component material supplied after the mix design has been approved all concrete work will be suspended with no cost to the project or extensions of time, unless approved, until evaluation of the new mixtures and testing of the new materials demonstrates that it is resistant to excessive expansion due to ASR.

The Engineer and Contractor shall monitor the concrete that is delivered to the project site so as to ensure that the approved mix design is being followed. The supplier shall include on the delivery ticket for each batch of concrete delivered to the job, the identification and proportions of each material batched.

When concrete is placed during cold weather, defined for the purposes of this Detailed Specification to be, air temperatures below 40°F, the use of accelerators, heated aggregates, silica fume and/or additional forms of cold weather protection will be required. Cold weather will not eliminate the requirement for furnishing and placing a concrete mix that is considered resistant to ASR attack.

Prior to cool weather placement, defined for the purposes of this detailed specification to be, air temperatures between 40°F and 60°F, the set time of the proposed mix shall be verified under anticipated field conditions. This information shall be used when scheduling pours and saw crews.

Air Entrainment

Air entrainment shall be accomplished by addition of an approved air entraining agent. Air content as determined by ASTM C 231 or ASTM C 173, shall be determined on each day of production as early and as frequently as necessary until the air content is consistently acceptable. If during the period of time while adjustments are being made to the concrete to create a mixture that is consistently acceptable, concrete is produced that does not meet the requirements of this Detailed Specification, the Engineer may reject the material and direct it to be removed from the jobsite. Any rejected material shall be removed from the jobsite at the Contractor's sole expense. Quality Control testing performed by the Contractor to ensure compliance with the project specifications shall be performed on the grade ahead of the placement operation.

Paver Placement

During production, the plastic concrete material shall be tested for acceptance at a point ahead of the paver. The air content of the concrete mixture that the Contractor shall provide shall be known as the Acceptance Air Content (AAC). The Contractor shall also provide additional entrained air in the concrete mixture to account for the air loss which occurs in the concrete mixture experienced during transportation, consolidation, and placement of the concrete. The "air loss" shall be added to the air content of the concrete mixture as established on the approved concrete mix design. The AAC for the project will be 6.0% plus an amount equal to the air loss.

For up to the first four loads, the air content measured on-site prior to placement shall be at least 8.0% and no more than 12.0%. To establish the initial AAC on the first day of paving, the air content of the first load shall be tested at the plant. After initial testing at the plant the Contractor shall provide at least two (2) sample sets to determine the actual air loss during placement. A sample set shall consist of two (2) samples of concrete from the same batch, one (1) taken at the point of discharge and the other from the in-place concrete behind the paver. The air loss from the two (2) sample sets shall be averaged and added to 6.0% to establish the AAC (rounded to the next higher 0.5%). After the testing and adjustment procedure(s) have been completed, the project acceptance air tests shall be taken prior to placement. The Contractor shall provide concrete to the jobsite that has an air content of plus 2.0%, or minus 1.0%, of the AAC.

After the AAC has been established, it shall be verified and/or adjusted through daily checks of the air loss through the paver. The Contractor shall check the air loss through the paver a minimum of two times a day. A Revised AAC shall be required to be established by the Contractor if the average air loss from two (2) consecutive tests deviates by more than 0.5% from the current accepted air loss. The testing operations performed by the Contractor to establish a revised AAC shall be performed to the satisfaction of the Engineer. The Contractor shall be solely responsible for any delays and/or costs that occur to the project while establishing revised AACs.

Construction Methods

Aggregate Control

Gradation Control

The supplier shall provide a detailed stockpile management plan, describing their process control procedure for shipping, handling, and stockpiling of each aggregate including workforce training.

Moisture Control

All aggregate materials must be conditioned to a moisture content of not less than saturated surface dry (SSD) prior to batching. A watering process using an effective sprinkler system designed and operated by the Contractor shall be required on all coarse aggregate material stockpiles.

The Contractor shall provide verification that these processes have been performed by the supplier. The Engineer reserves the right to independently verify that the supplier has complied with these standards.

Mixing

Central Mix Plants

The total volume of the batch shall not exceed the designated size of the mixer or the rated capacity as shown on the manufacturer's rating plate.

Drum Mix Plants

After all solid materials are assembled in the mixer drum; the mixing time shall be a minimum of 60 seconds and a maximum of five (5) minutes. The mixing time may be decreased if the ASTM C-94 11.3.3 mixer efficiency tests show that the concrete mixing is satisfactory. The Engineer may require an increase in the minimum mix time if the mixer efficiency test determines that the concrete is not being mixed satisfactorily. The minimum mixing time shall start after the mixer is fully charged. Mixers shall be operated at the speed recommended by the manufacturer as mixing speed. The mixer shall be charged so that a uniform blend of materials reached the mixer throughout the charging cycle. Any additional slump water required shall be added to the mixing chamber by the end of the first 25% of the specified mixing time. Mixers shall not be used if the drum is not clean or if the mixing blades are damaged or badly worn.

Ribbon Mixers

After all solid materials are assembled in the mixer; the mixing time shall be a minimum of 30 seconds and a maximum of 2.5 minutes. The mixing time may be decreased if the ASTM C-94 11.3.3 mixer efficiency tests show that the concrete mixing is satisfactory. The Engineer may require an increase in the minimum mix time if the mixer efficiency test determines that the concrete is not being mixed satisfactorily. The minimum mixing time shall be indicated by an accurate timing device which is automatically started when the mixer is fully charged. Mixers shall be operated at the speed recommended by the manufacturer as mixing speed. The mixer shall be charged so that a uniform blend of materials reached the mixer throughout the charging cycle. After any additional slump water is added to the mixing chamber the mixing shall continue for a minimum of 10 seconds. Mixers shall not be used if the mixer is not clean or if the mixing blades are damaged or badly worn.

Truck Mixers

The capacities and mixing capabilities shall be as defined in ASTM C 94, and each unit shall have an attached plate containing the information described therein. The plate may be issued by the Truck Mixer Manufacturer. The mixer capacity shall not be exceeded, and the mixing speeds shall be within the designated limits. Truck mixers shall be equipped with a reliable reset revolution counter. If truck mixers are used for mixing while in transit, the revolution counter shall register the number of revolutions at mixing speed.

An authorized representative of the concrete producer shall certify that the interior of the mixer drum is clean and reasonably free of hardened concrete, that the fins or paddles are not broken or worn excessively, that the other parts are in proper working order, and that the unit has been checked by the representative within the previous **30 calendar day period** to substantiate this certification. The current, signed certification shall be with the unit at all times.

The required mixing shall be between 70 and 90 revolutions. The mixing shall be at the rate designated by the manufacturer and shall produce uniform, thoroughly mixed concrete.

The Engineer may inspect mixer units at any time to assure compliance with certification requirements, and removal of inspection ports may be required. Should the Engineer question the quality of mixing, the Engineer may check the slump variation within the batch. Should the slump variation between two (2) samples taken, one (1) after approximately 20% discharge and one (1) after approximately 90% discharge of the batch, show a variation greater than $\frac{3}{4}$ -inch (20 mm) or 25% of the average of the two, whichever is greater, the Engineer may require the mixing to be increased, the batch size reduced, the charging procedure be modified or the unit removed from the work.

The practice of adding water on the site shall be discouraged. After the slump of the concrete in the first round of trucks has been adjusted on-site, the amount of water added at the plant shall be adjusted accordingly for that day's work. All additions of water on site shall be approved by the Engineer.

Curing

Apply liquid curing compound in a fine atomized spray to form a continuous, uniform film on the horizontal surface, vertical edges, curbs and back of curbs immediately after the surface moisture has disappeared, but no later than 30 minutes after concrete placement. With approval of the Engineer, the timing of cure application may be adjusted due to varying weather conditions and concrete mix properties.

The cure system shall be on site and tested prior to concrete placement.

Apply a curing compound at a rate of application not less than 2-gallons per 25-square yards. The Contractor shall keep the material thoroughly mixed per the Manufacturer's recommendations. The curing compound shall not be diluted.

The finished product shall appear as a uniformly painted solid white surface. Areas exhibiting a blotchy or spotty appearance shall be recoated immediately.

Compliance with Standards

The Engineer will review and approve all material test reports and mix designs supplied by the Contractor before any placement of concrete. The Engineer will visually inspect the placed concrete and review the concrete test reports prior to final acceptance.

Acceptance sampling and testing will be performed using the sampling method and testing option selected by the Engineer. Acceptance testing will be performed at the frequency specified by the Engineer. Quality control measures to insure job control are the responsibility of the Contractor. The Engineer's testing and/or test results will not relieve the Contractor from his/her responsibilities to produce, deliver, and place concrete that meets all project requirements. The Engineer's test results are for acceptance purposes only.

If the results of the testing are not in compliance with the project specifications, the Engineer shall determine appropriate corrective action(s). Time extensions will not be granted to the Contractor during the time that the Engineer is determining the necessary corrective actions.

If, in the Engineer's judgment, the rejected material must be replaced, the material in question will be removed and replaced at the Contractor's sole expense. The removal costs will be deemed to include all relevant and associated costs including, but not limited to; re-mobilization, traffic control, re-grading the aggregate base course, if required, placement of material meeting the project specifications, and all other expenses. Time extensions will not be granted to the Contractor for any required repair work to meet the requirements of this specification.

If the Engineer decides that the material in question can remain in place, an adjustment to the contract unit price(s) may be made of up to 100% of the bid price(s) for the affected items of work.

Measurement and Payment

The costs necessary to comply with the requirements described in this detailed specification, including any required remedial action(s), will be included in the cost of concrete items of work and will not be paid separately.

CITY OF ANN ARBOR
DETAILED SPECIFICATION
FOR
CONCRETE PLACEMENT AND PROTECTION

AA

1 of 2

3/24/24

Description

This work shall consist of furnishing all labor, material, and equipment needed to furnish, place, and protect all concrete material in accordance with the requirements of this detailed specification.

Materials

The concrete shall meet the requirements of Sections 1001 and 1004 of the Michigan Department of Transportation (MDOT) 2020 Standard Specifications for Construction.

The Contractor shall propose specific concrete mix designs for the intended project purpose in accordance with the requirements of this special provision and other applicable special provisions and/or project requirements. The Engineer's acceptance of a mix design shall not relieve the Contractor of their responsibility for the manufacture of the concrete mixture(s), its placement, or performance.

Construction

The Contractor shall perform all concrete placement operations in weather that is suitable for the successful placement and curing of the concrete materials. Concrete shall not be placed during periods of active precipitation.

The Contractor shall complete all needed formwork, base and/or sub-base preparation, and any other related items that are deemed necessary for the proper completion of the work. The Contractor shall not commence the placement of concrete until they receive all needed approvals from the Engineer for placement. The Engineer's approval of the Contractor to place concrete shall not relieve the Contractor of their responsibility for the proper placement and protection of the concrete materials or its long-term performance.

During periods when precipitation is threatening, provide durable, plastic sheeting, approved by the Engineer, in sufficient quantity to cover and protect all freshly placed concrete such that precipitation does not contact the concrete. The Contractor shall arrange the placement of the plastic sheeting such that the surface of any freshly placed concrete is not marred by contact with the plastic; any seams in the plastic sheeting shall be watertight. The Contractor shall place adequate supports along and over the freshly placed concrete to prevent contact of the plastic and concrete. The Contractor shall ensure that sufficient dams or barriers are placed along the edges of the freshly placed concrete to prevent erosion of the underlying materials or damage to the edges of the freshly placed concrete. All measures shall be effective.

Any concrete damaged by precipitation shall be removed and replaced at the Contractor's expense. The Engineer shall decide if the concrete has been damaged and the limits of removal and replacement.

Concrete shall only be placed when the rate of surface evaporation at the site is less than 0.20 pounds per square foot per hour, according to Figure 706-1 of the MDOT 2020 Standard Specifications for Construction. The Contractor shall provide approved equipment for determining

the relative humidity and wind velocity at the site.

Water shall not be added to the placed concrete to aid finishing. Any water added to the concrete for slump adjustments shall be done by adding water to the mixing unit and thoroughly re-mixing the concrete for 30 revolutions of the mixing unit at mixing speed. Water shall not be added such that the design water-to-cement ratio of the concrete mixture or the design slump of the concrete mix is exceeded.

Concrete curing shall be performed in accordance with Subsection 602.03.M of the MDOT 2020 Standard Specifications for Construction. Curing operations shall take precedence over texturing operations and continued concrete placement. All curing compound applied shall provide uniform coverage over the entire surface being protected. The placement of curing compound shall be free of spots, blotches, or uncovered or non-uniformly covered areas. Should any areas be determined to exist by the Engineer, the curing compound shall be immediately re-applied by the Contractor at no additional cost to the project.

The Contractor shall take all precautions when placing concrete to protect it from damage due to the elements. Concrete shall not be placed during precipitation events.

Concrete shall be protected from weather and temperature according to the requirements of Subsection 602.03.T MDOT 2020 Standard Specifications for Construction. Concrete shall not be placed when the temperature of the plastic concrete mixture itself is greater than 90°F. In conditions where low temperature protection is required, the Contractor shall cover the concrete with insulated blankets, or other means as approved by the Engineer, to protect the concrete from damage. The concrete shall remain protected until it has reached a compressive strength of at least 1,000 psi, or as directed by the Engineer.

Measurement and Payment

All costs to conform with the requirements described in this detailed specification will not be paid separately but will be included in the associated concrete items of work.

CITY OF ANN ARBOR
DETAILED SPECIFICATION
FOR
GENERAL CONSTRUCTION NOTES

AA

1 of 1

3/22/24

Description

The following notes pertain to all Plan sheets issued as part of this Contract, and these notes shall be considered part of each Plan Sheet or Detailed Information Sheet.

1. All work shall conform to the latest revision of the City of Ann Arbor Standard Specifications.
2. The Contractor shall maintain access to all drives throughout the course of construction. Drives shall never be closed during non-working hours, unless otherwise authorized in writing by the Engineer.
3. The Contractor shall completely restore all existing site features to better than, or equal to, their existing condition.
4. The Contractor shall be aware that there are above-ground and below-ground utilities existing in and on these streets which include but are not limited to: gas mains and service leads; water mains and service leads; storm sewer mains and service leads; sanitary sewer mains and service leads; telephone poles, wires, cables and conduits; electrical poles, wires, cables and conduits; cable television wires, cables and conduits, and other various utilities. The Contractor shall conduct all of its work so not to damage or alter in any way any existing utility, except where specified on the Plans or as directed by the Engineer. The City has videotaped and cleaned all sanitary and storm sewers, including storm sewer inlet leads, and has found all these facilities to be in good condition, except for those shown on the Plans for repair or replacement.
5. The Contractor is solely responsible for any delays, damages, costs and/or charges incurred due to and/or by reason of any utility, structure, feature and/or site condition, whether shown on the Plans or not, and the Contractor shall repair and/or replace, at its sole expense, to as good or better condition, any and all utilities, structures, features and/or site conditions which are impacted by reason of the work, or injured by its operations, or injured during the operations of its subcontractors or suppliers.
6. No extra payments or adjustments to unit prices will be made for damages, delays, costs and/or charges due to existing utilities, structures, features and/or site conditions not shown or being incorrectly shown or represented on the Plans.

CITY OF ANN ARBOR
 DETAILED SPECIFICATION
 FOR
ACCEPTANCE OF HMA MIXTURES

AA/SDA:DAD

1 of 7

3/21/24

Description

This special provision provides sampling and testing requirements for local agency projects using the roller method and the nuclear density gauge testing. Provide the hot mix asphalt (HMA) mixture in accordance with the requirements of the standard specifications, except as modified herein.

Materials

Provide aggregates, mineral filler (if required), and asphalt binder to produce a mixture proportioned within the master gradation limits shown in the contract, and meeting the uniformity tolerance limits in Table 1.

Table 1: Uniformity Tolerance Limits for HMA Mixtures

Parameter		Top and Leveling Course		Base Course		
Number	Description	Range 1 (a)	Range 2	Range 1 (a)	Range 2	
1	% Binder Content	-0.30 to +0.40	±0.50	-0.30 to +0.40	±0.50	
2	% Passing	# 8 and Larger Sieves	±5.0	±8.0	±7.0	±9.0
		# 30 Sieve	±4.0	±6.0	±6.0	±9.0
		# 200 Sieve	±1.0	±2.0	±2.0	±3.0
3	Crushed Particle Content (b)	Below 10%	Below 15%	Below 10%	Below 15%	
a. This range allows for normal mixture and testing variations. The mixture must be proportioned to test as closely as possible to the Job-Mix-Formula (JMF). b. Deviation from JMF.						

Parameter number 2 as shown in Table 1 is aggregate gradation. Each sieve will be evaluated on one of the three gradation tolerance categories. If more than one sieve exceeds Range 1 or Range 2 tolerances, only the one with the largest exceedance will be counted as the gradation parameter.

The master gradation should be maintained throughout production; however, price adjustments will be based on Table 1. Aggregates which are to be used in plant mixed HMA mixtures must not contain topsoil, clay, or loam.

Construction

Submit a Mix Design and a JMF to the Engineer. Do not begin production and placement of the HMA until receipt of the Engineer's approval of the JMF. Maintain the binder content, aggregate gradation, and the crushed particle content of the HMA mixture within the Range 1 uniformity tolerance limits in Table 1. For mixtures meeting the definition of top or leveling course, field regress air void content to 3.5 percent with liquid asphalt cement unless specified otherwise on HMA application estimate. For mixtures meeting the definition of base course, field regress air void content to 3.0 percent with liquid asphalt cement unless specified otherwise on HMA application estimate.

Ensure all persons performing Quality Control (QC) and Quality Assurance (QA) HMA field sampling are “Local Agency HMA Sampling Qualified” samplers. At the pre-production or preconstruction meeting, the Engineer will determine the method of sampling to be used. Ensure all sampling is done in accordance with *MTM 313 (Sampling HMA Paving Mixtures)* or *MTM 324 (Sampling HMA Paving Mixtures Behind the Paver)*. Samples are to be taken from separate hauling loads.

For production/mainline type paving, obtain a minimum of two samples, each being 20,000 grams, each day of production, for each mix type. The Engineer will sample and maintain possession of the sample. Sampling from the paver hopper is prohibited. Each sample will be divided into two 10,000 gram parts with one part being for initial testing and the other part being held for possible dispute resolution testing. Obtain a minimum of three samples for each mix type regardless of the number of days of production.

Obtain samples that are representative of the day’s paving. Sample collection is to be spaced throughout the planned tonnage. One sample will be obtained in the first half of the tonnage and the second sample will be obtained in the second half of the tonnage. If planned paving is reduced or suspended, when paving resumes, the remaining sampling must be representative of the original intended sampling timing.

Ensure all persons performing testing are Bit Level One certified or Bit QA/QC Technician certified.

Ensure daily test samples are obtained, except, if the first test results show that the HMA mixture is in specification, the Engineer has the option of not testing additional samples from that day.

At the pre-production or preconstruction meeting, the Engineer and Contractor will collectively determine the test method for measuring asphalt content (AC) using *MTM 319 (Determination of Asphalt Content from Asphalt Paving Mixtures by the Ignition Method)* or *MTM 325 (Quantitative Extraction of Bitumen from HMA Paving Mixtures)*. Back calculation will not be allowed for determining asphalt content.

Ensure all labs performing local agency acceptance testing are qualified labs per the *HMA Production Manual and the Michigan Quality Assurance Procedures Manual*, and participate in the MDOT round robin process, or they must be *AASHTO Materials Reference Laboratory (AMRL)* accredited for *AASHTO T30* or *T27*, and *AASHTO T164* or *T308*. Ensure on non-National Highway System (NHS) routes, Contractor labs are made available, and may be used, but they must be qualified labs as previously stated. Contractor labs may not be used on NHS routes. Material acceptance testing will be completed by the Engineer within 14 calendar days, except holidays and Sundays, for projects with less than 5,000 tons (plan quantity) of HMA and within 7 calendar days, except holidays and Sundays, for projects with 5,000 tons (plan quantity) or more of HMA, after the Engineer has obtained the samples. QA test results will be provided to the Contractor after the Engineer receives the QC test results. Failure on the part of the Engineer or the laboratory to provide QA test results within the specified time frame does not relieve the Contractor of their responsibility to provide an asphalt mix within specifications.

The correlation procedure for ignition oven will be established as follows. Asphalt binder content based on ignition method from *MTM 319*. Gradation (*ASTM D5444*) and Crushed particle content (*MTM 117*) based on aggregate from *MTM 319*. The incineration temperature will be established at the pre-production meeting. The Contractor will provide a laboratory mixture sample to the acceptance laboratory to establish the correction factor for each mix. Ensure this sample is

provided to the Engineer a minimum of 14 calendar days prior to production.

For production/mainline type paving, the mixture may be accepted by visual inspection up to a quantity of 500 tons per mixture type, per project (not per day). For non-production type paving defined as driveways, approaches, and patching, visual inspection may be allowed regardless of the tonnage.

The mixture will be considered out-of-specification, as determined by the acceptance tests, if for any one mixture, two consecutive tests per parameter, (for Parameter 2, two consecutive aggregate gradations on one sieve) are outside Range 1 or Range 2 tolerance limits. If a parameter is outside of Range 1 tolerance limits and the second consecutive test shows that the parameter is outside of Range 2, then it will be considered to be out of Range 1 specification. Consecutive refers to the production order and not necessarily the testing order. Out-of-specification mixtures are subject to a price adjustment per the Measurement and Payment section of this special provision.

Contractor operations will be suspended when the mixture is determined to be out of specification, but contract time will continue to run. The Engineer may issue a Notice of Non-Compliance with Contract Requirements (Form 1165), if the Contractor has not suspended operations and taken corrective action. Submit a revised JMF or proposed alterations to the plant and/or materials to achieve the JMF to the Engineer. Effects on the Aggregate Wear Index (AWI) and mix design properties will be taken into consideration. Production and placement cannot resume until receipt of the Engineer's approval to proceed.

Pavement in-place density will be measured using one of two approved methods. The method used for measuring in-place density will be agreed upon at a pre-production or preconstruction meeting.

Pavement in-place density tests will be completed by the Engineer during paving operations and prior to traffic staging changes. Pavement in-place density acceptance testing will be completed by the Engineer prior to paving of subsequent lifts and being open to traffic.

Option 1 - Direct Density Method

Use of a nuclear density gauge requires measuring the pavement density using the Gmm from the JMF for the density control target. The required in-place density of the HMA mixture must be 92.0 to 98.0 percent of the density control target. Nuclear density testing and frequency will be in accordance with the *MDOT Density Testing and Inspection Manual*.

Option 2 - Roller Method

The Engineer may use the Roller Method with a nuclear or non-nuclear density gauge to document achieving optimal density as discussed below.

Use of the density gauge requires establishing a rolling pattern that will achieve the required in-place density. The Engineer will measure pavement density with a density gauge using the Gmm from the JMF for the density control target.

Use of the Roller Method requires developing and establishing density frequency curves and meeting the requirements of Table 2. A density frequency curve is defined as the measurement and documentation of each pass of the finished roller until the in-place density results indicate a decrease in value. The previous recording will be deemed the optimal density. The Contractor is responsible for establishing and documenting an initial or QC rolling pattern that achieves the

optimal in-place density. When the density frequency curve is used, the Engineer will run and document the density frequency curve for each half day of production to determine the number of passes to achieve the maximum density. Table 5, located at the end of this special provision, can be used as an aid in developing the density frequency curve. The Engineer will perform density tests using an approved nuclear or non-nuclear gauge per the manufacturer's recommended procedures.

Table 2: Minimum Number of Rollers Recommended Based on Placement Rate

Average Laydown Rate, Square Yards per Hour	Number of Rollers Required (a)	
	Compaction	Finish
Less than 600	1	1 (b)
601 - 1200	1	1
1201 - 2400	2	1
2401 - 3600	3	1
3601 and More	4	1
a. Number of rollers may increase based on density frequency curve.		
b. The compaction roller may be used as the finish roller also.		

After placement, roll the HMA mixture as soon after placement as the roller is able to bear without undue displacement or cracking. Start rolling longitudinally at the sides of the lanes and proceed toward the center of the pavement, overlapping on successive trips by at least half the width of the drum. Ensure each required roller is 8 tons minimum in weight unless otherwise approved by the Engineer.

Ensure the initial breakdown roller is capable of vibratory compaction and is a maximum of 500 feet behind the paving operations. The maximum allowable speed of each roller is 3 miles per hour (mph) or 4.5 feet per second. Ensure all compaction rollers complete a minimum of two complete rolling cycles prior to the mat temperature cooling to 180 degrees Fahrenheit (F). Continue finish rolling until all roller marks are eliminated and no further compaction is possible. The Engineer will verify and document that the roller pattern has been adhered to. The Engineer can stop production when the roller pattern is not adhered to.

Measurement and Payment

The completed work, as described, will be measured and paid for using applicable pay items as described in subsection 501.04 of the Standard Specifications for Construction, or the contract, except as modified below.

Base Price is the price established by the Department to be used in calculating incentives and adjustments to pay items and shown in the contract.

If acceptance tests, as described in section c. of this special provision, show that a Table 1 mixture parameter exceeds the Range 1, but not the Range 2, tolerance limits, that mixture parameter will be subject to a 10 percent penalty. The 10 percent penalty will be assessed based on the acceptance tests only unless the Contractor requests that the 10,000 gram sample part retained for possible dispute resolution testing be tested. The Contractor has 4 calendar days from receipt of the acceptance test results to notify the Engineer, in writing, that dispute resolution testing is requested. The Contractors QC test results for the corresponding QA test results must result in

an overall payment greater than QA test results otherwise the QA tests will not be allowed to be disputed. The Engineer has 4 calendar days to send the dispute resolution sample to the lab once dispute resolution testing is requested. The dispute resolution sample will be sent to an independent lab selected by the Local Agency, and the resultant dispute test results will be used to determine the penalty per parameter, if any. Ensure the independent lab is a MDOT QA/QC qualified lab or an AMRL HMA qualified lab. The independent lab must not have conflicts of interest with the Contractor or Local Agency. If the dispute testing results show that the mixture parameter is out-of-specification, the Contractor will pay for the cost of the dispute resolution testing and the contract base price for the material will be adjusted, based on all test result parameters from the dispute tests, as shown in Table 3 and Table 4. If the dispute test results do not confirm the mixture parameter is out-of-specification, then the Local Agency will pay for the cost of the dispute resolution testing and no price adjustment is required.

If acceptance tests, as described in section c. of this special provision, show that a Table 1 mixture parameter exceeds the Range 2 tolerance limits, the 10,000 gram sample part retained for possible dispute resolution testing will be sent, within 4 calendar days, to the MDOT Central Laboratory for further testing. The MDOT Central Laboratory's test results will be used to determine the penalty per mixture parameter, if any. If the MDOT Central Laboratory's results do not confirm the mixture parameter is out-of-specification, then no price adjustment is required. If the MDOT Central Laboratory's results show that the mixture is out-of-specification and the Engineer approves leaving the out-of-specification mixture in place, the contract base price for the material will be adjusted, based on all parameters, as shown in Table 3 and Table 4.

In the case that the Contractor disputes the results of the test of the second sample obtained for a particular day of production, the test turn-around time frames given would apply to the second test and there would be no time frame on the first test.

The laboratory (MDOT Central Laboratory or independent lab) will complete all Dispute Resolution testing and return test results to the Engineer, who will provide them to the Contractor, within 13 calendar days upon receiving the Dispute Resolution samples.

In all cases, when penalties are assessed, the penalty applies to each parameter, up to two parameters, that is out of specification.

Table 3: Penalty Per Parameter

Mixture Parameter out-of-Specification per Acceptance Tests	Mixture Parameter out-of-Specification per Dispute Resolution Test Lab	Price Adjustment per Parameter
No	N/A	None
Yes	No	None
	Yes	Outside Range 1 but not Range 2: decrease by 10% Outside Range 2: decrease by 25%

The quantity of material receiving a price adjustment is defined as the material produced from the time the first out-of-specification sample was taken until the time the sample leading to the first in-specification test was taken.

Each parameter of Table 1 is evaluated with the total price adjustment applied to the contract base price based on a sum of the two parameter penalties resulting in the highest total price adjustment as per Table 4. For example, if three parameters are out-of-specification, with two

parameters outside Range 1 of Table 1 tolerance limits, but within Range 2 of Table 1 limits and one parameter outside of Range 2 of Table 1 tolerance limits and the Engineer approves leaving the mixture in place, the total price adjustment for that quantity of material is 35 percent.

Table 4: Calculating Total Price Adjustment

Cost Adjustment as a Sum of the Two Highest Parameter Penalties		
Number of Parameters Out-of-Specification	Range(s) Outside of Tolerance Limits of Table 1 per Parameter	Total Price Adjustment
One	Range 1	10%
	Range 2	25%
Two	Range 1 and Range 1	20%
	Range 1 and Range 2	35%
	Range 2 and Range 2	50%
Three	Range 1, Range 1 and Range 1	20%
	Range 1, Range 1 and Range 2	35%
	Range 1, Range 2 and Range 2	50%
	Range 2, Range 2 and Range 2	50%

Table 5: Density Frequency Curve Development

Tested by: _____ Date/Time: _____

Route/Location:		Air Temp:
Control Section/Job Number:		Weather:
Mix Type:	Tonnage:	Gauge:
Producer:	Depth:	Gmm:

Roller #1 Type:

Pass No.	Density	Temperature	Comments
1			
2			
3			
4			
5			
6			
7			
8			
Optimum			

Roller #2 Type:

Pass No.	Density	Temperature	Comments
1			
2			
3			
4			
5			
6			
7			
8			
Optimum			

Roller #3 Type:

Pass No.	Density	Temperature	Comments
1			
2			
3			
4			
5			
6			
7			
8			
Optimum			

Summary: _____

CITY OF ANN ARBOR
 DETAILED SPECIFICATION
 FOR
HOT MIX ASPHALT (HMA) APPLICATION ESTIMATE

AA/SDA:DAD

1 of 1

03/24/24

Description

Perform this work in accordance with the requirements of section 501 of the Michigan Department of Transportation (MDOT) 2020 Standard Specifications for Construction, Articles 5, 10 and 11 of the City of Ann Arbor Standard Specification, and as herein specified.

Materials

PAY ITEM	HMA MIX	APPLICATION RATE	ESTIMATED THICKNESS	BINDER PERFORMANCE GRADE	AWI (min)
HMA, 4EL	4EL (leveling)	220 lb/syd	2.0 inches	PG 58-28	N/A
HMA, 5EL	5EL (top)	220 lb/syd	2.0 inches	PG 58-28	220
⁽¹⁾ Hand Patching	4EL or 5EL	Varies maximum = 330 lb/syd	Varies - maximum = 3.0 inches	PG 58-28	220

(1) The Contractor may use alternative top course E mixes for Hand Patching with approval by the Engineer.

Submit mix designs and obtain approval from the Engineer for all HMA mixtures proposed for use.

For hand patching work, use the same HMA mixture respectively as specified for the top course unless otherwise approved by the Engineer.

Use 3.5% as target air void content of for leveling courses, top courses and shoulders paved in the same operation as the leveling and top courses. Use 3% as a target air void content of for base courses and shoulders not paved in the same operation as the leveling and top courses. Use 3% as a target air void content of for shared use paths.

The Performance Grade asphalt binder range for the HMA mixture shall be as noted above. Apply Bond Coat material accordance with the requirements of the Detailed Specification for HMA Paving.

Apply bond coat at a uniform rate between 0.05 and 0.15 gallons per square yard as directed and approved by the Engineer. Bond Coat is not a separate pay item; the HMA items of work for which it applies include payment for furnishing and placing bond coat.

Measurement and Payment

Measure and pay for this work as provided elsewhere in the contract documents.

CITY OF ANN ARBOR
DETAILED SPECIFICATION
FOR
MACHINE GRADING

AA:DAD

1 of 5

03/25/24

Description

This work consists of constructing earth grades by excavating, cutting, filling, trimming, and grading, and maintaining the work in a finished condition until such time of acceptance by the Engineer. Complete machine grading in accordance with section 205 of the Michigan Department of Transportation (MDOT) 2020 Standard Specifications for Construction as shown on the plans, and as described and specified herein.

Materials

Use materials meeting the requirements specified in subsection 205.02 of the MDOT 2020 Standard Specifications for Construction.

Construction

Use construction methods meeting the requirements specified in subsection 205.03 of the MDOT 2020 Standard Specifications for Construction, except as specified herein.

1. Soils Information - Soil information provided as part of the contract documents is for informational purposes only and does not relieve the Contractor of the responsibility of investigating all local conditions before bidding.
2. General Provisions:
 - A. Grade around mailboxes, trees, light poles, power poles, and the like, which are to remain in place. The Contractor is responsible for any damage caused to such structures.
 - B. Maintain the work in a finished condition until acceptance by the Engineer.
3. Pavement Sawcutting - The work includes the full-depth saw cutting of pavement at the construction limits, and elsewhere as required.
4. Clearing, and Removal of Trees and Vegetation - Remove and properly dispose of off-site all vegetation; brush; roots; and trees and stumps less than 8 inch in diameter, as shown on the plans, and as directed by the Engineer and as required to complete the project.
5. Removal and Salvaging of Topsoil – Perform the removal, salvaging and stockpiling of topsoil, and all related work in accordance with subsection 205.03.A.1 of the MDOT 2020 Standard Specifications for Construction.
6. Miscellaneous Removals - The removal of HMA, aggregate, and/or concrete materials from around manholes, structures, and utility covers, and the removal of HMA curbing, HMA driveway wedges, HMA surface on existing curb and gutter, and HMA surfaces required for removal in other miscellaneous areas. It also includes the removal of any surface feature located within the grading limits requiring removal and for which there is no specific pay item established in the Contract.
7. Protection of the Grade – Keep work well drained at all times. Undercut and backfill any

foundation, pathway or roadway embankment or subgrade damaged by rain, as directed by the Engineer.

The Contractor is responsible for maintaining the foundation, pathway or roadway embankment, and subgrade.

Do not use rubber-tired equipment on the foundation, pathway or roadway embankment, or subgrade, when its use causes, in the opinion of the Engineer, unnecessary damage to the foundation, road embankment or subgrade. Conduct operations and provide the necessary equipment to ensure the satisfactory completion of the work without damaging the foundation, pathway or roadway embankment or subgrade. This may require the transporting and movement of materials over additional distances.

At various times throughout the work, the Engineer may direct the Contractor to use smaller and/or lighter equipment, and to defer certain work tasks, in order to protect the grade and/or adjacent areas. The Engineer will not grant an extension of time or any additional compensation for the use of smaller equipment, lighter equipment, or work task deferral.

8. Removal of Cable, Conduits and Pipe - Remove, and properly dispose of off-site, all abandoned cables, conduit, and pipe encountered at, or above the bottom of any earthwork excavation or undercut. Where the inverts of existing conduits or pipe are less than 16 inches below the bottom of any earth excavation or undercutting, remove the conduits and/or pipe and fill void with an Engineer approved material. Compact fill material to 95% of its maximum unit weight in lifts not exceeding 12 inches.

9. Foundation Preparation – The roadway “foundation” definition is the original or established earth subgrade of the pathway or roadway upon which the Contractor will place embankment material. Complete foundation work in accordance with subsection 205.03.A of the MDOT 2020 Standard Specifications for Construction as shown on the plans, and as specified herein.

Compact foundation to 95% of its maximum unit weight, as measured by the AASHTO T-180 method, to a depth of at least 10 inches. If this is not achievable, in the opinion of the Engineer, perform “**Subgrade Undercutting, Type __**” or “**Subgrade Manipulation**” as described herein, on the foundation.

10. Roadway Embankment Construction – The pathway or roadway “embankment” definition is the construction of earth on the prepared foundation to form the subgrade. Complete pathway or roadway embankment in accordance with subsection 205.03 H of the MDOT 2020 Standard Specifications for Construction as shown on the plans, and as specified herein. Compact pathway or roadway embankment to a minimum of 95% of its maximum unit weight, as measured by the AASHTO T-180 method.

11. Subgrade Construction - The pathway or roadway “subgrade” definition is the final earth grade that extends from grading limit to grading limit. Construct the subgrade by performing earth excavation and embankment work in accordance with subsection 205.03.G and subsection 205.03 H of the MDOT, respectively, of the 2020 Standard Specifications for Construction, as shown on the plans, and as specified herein.

Construct the subgrade to the contours and cross-sections shown on the plans, as specified herein, and as directed by the Engineer. To achieve this, the work will include, but not be limited to:

- A. Removal and disposal off-site of any surplus or unsuitable materials.
- B. Furnishing from off-site any additional Engineer approved fill materials necessary.
- C. Moving existing and/or furnished materials longitudinally and transversely as necessary.
- D. Cutting, placing, compacting, and trimming existing and/or furnished materials to construct the pathway or roadway embankment and subgrade to the specified tolerances.
- E. Stockpiling, and moving again, any excavated materials requiring delayed placement due to construction staging.

Grade the earth subgrade to accommodate all pathway or roadway subbases and aggregate bases; all infiltration trench, bioswale and adjacent planting bed materials; curb and gutter, driveways, sidewalks, and other structures; infiltration trench and bioswale planting mixes, and topsoil; and any other features that the subgrade supports.

Prepare the subgrade to ensure uniform support for the pavement structure. Place the finished subgrade to within 1 inch below and $\frac{3}{4}$ inch above plan grade. Variations within this tolerance will be gradual.

Compact subgrade to a minimum of 95% of its maximum unit weight, as measured by the AASHTO T-180 method, to a depth of 10 inches. If this is not achievable, in the opinion of the Engineer, perform “**Subgrade Undercutting, Type ___**” or “**Subgrade Manipulation**” as described herein, on the foundation.

Use equipment and methods of construction best suited, in the opinion of the Engineer, to perform the earthwork operations and meet the project requirements. The use of various equipment and methods of construction are subject to the approval of the Engineer. The Engineer may disallow the use of certain equipment and methods of construction and require the use of other equipment and/or methods of construction.

13. Test Rolling - Test-roll the foundation and/or subgrade with a pneumatic tired roller with a suitable body for ballast loading and a variable gross load capacity between 25 and 40 tons. Instead of this test roller, with the approval of the Engineer, the Contractor may use a fully loaded single axle or tandem axle dump truck.

14. Subgrade Undercutting – Perform “subgrade undercutting” on the foundation or subgrade in accordance with section 205.03.E of the MDOT 2020 Standard Specifications for Construction, as shown on the plans, as specified herein, and as directed by the Engineer.

15. Subgrade Manipulation – Perform “subgrade manipulation” on the foundation or subgrade in accordance with section 205.03.F of the MDOT 2020 Standard Specifications for Construction, as shown on the plans, as specified herein, and as directed by the Engineer.

Where required, perform subgrade manipulation on the foundation or subgrade soils by thoroughly scarifying, blending, and mixing to a depth of 12 inches. Accomplish this work by means of a large diameter disc, motor grader, or other equipment approved by the Engineer. Upon manipulation of the foundation or subgrade to the satisfaction of the Engineer allow it to dry and compact the soil to 95% of its maximum dry density as measured by the AASHTO T-180 method. The time required for drying the soil will not be a basis for an extension of time.

16. Rock Excavation – Remove rocks and boulders, concrete and masonry. Perform rock

excavation in accordance with section 205.03.B of the MDOT 2020 Standard Specifications for Construction, as shown on the plans, and as directed by the Engineer.

17. Lowering Structures - Prior to cutting the subgrade, remove structure covers, lower the structures to a point between 8 inches and 12 inches below the proposed subgrade, and cover the structures with a steel plate. Do not raise structures prior to placing pathway or roadway embankment.

Use steel plates for covering structure openings conforming to the plan detail and of sufficient thickness to carry any/all traffic loads and prevent the infiltration of debris into the structures. Peg and properly place plates to prevent movement under all traffic.

Lower valve boxes to a point between 8 inches and 12 inches below the proposed subgrade. Do not raise valve boxes prior to placing pathway or roadway embankment.

Backfill the voids in the grade above the steel plates used for structure lowering and valve box lowering and compact it to 95% of its maximum dry density, with an Engineer approved coarse aggregate.

Coordinate the lowering of any private and/or non-city owned utility structure with the private utility company/owner.

18. Structure Covers - As directed by the Engineer and within two days of their removal, the stockpile on-site, in a location that is mutually agreeable to the Engineer and Contractor, the existing structure covers. City of Ann Arbor forces will pick up the structure covers at a time that is convenient to them and mutually agreeable to the Contractor. Provide equipment and personnel to load the castings on City vehicle(s) for removal from the site by the City forces.

19. Structure and Sewer Cleanliness – Protect all sewers, and structures, including manholes, gate wells, valve boxes, inlet structures and curbs from damage and contamination by debris and construction materials. Maintain structures clean of construction debris and properly always cover them during the construction. The Contractor will immediately clean any structures and/or sewers contaminated with construction debris.

20. Tree Trimming - The Contractor shall coordinate with the City of Ann Arbor Public Works to schedule trimming of trees by City forces or an authorized subcontractor.

Measurement and Payment

Measure and pay for the completed work, as described, at the contract unit price using the following pay item:

<u>Pay Item</u>	<u>Pay Unit</u>
Machine Grading.....	Square Yard

Measure **Machine Grading** area by the unit square yard and pay for it at the contract unit price, which price includes costs for all labor, equipment, and materials necessary to complete the work.

Machine Grading will be paid for only one time regardless of any re-working that may be necessary.

Due to the project nature, there is a likely probability that some or all of the excavated material may not be suitable for use fill material. Consequently, there may be imbalances between the amount of earth excavation available for reuse as embankment, and the amount of embankment needed for the construction activities shown on the plans, or as directed by the Engineer. The unit price bid for this work includes the costs to address this probable imbalance and to furnish, stockpile and re-handle, place, and compact any Engineer approved material necessary to complete the work of constructing the embankment and subgrade to the cross sections shown on the plans.

The described work for **Machine Grading** includes the removal and offsite disposal of any surplus or unsuitable materials and the furnishing from off-site any additional Engineer approved fill materials necessary to construct the embankment and subgrade to the contours and cross-sections shown on the plans.

The Contractor, at its sole expense, will remedy, as directed by the Engineer, any damage to the foundation, pathway, or roadway embankment or subgrade caused by traffic or its operations.

The Engineer will not pay separately for the removal of conduit or pipe, or any of the work described in this section.

The Engineer will not pay additional compensation or allow extensions of contract time for additional measures required to protect the grade as specified.

Machine Grading includes costs for all labor, equipment, and materials necessary to complete any subgrade undercutting and/or subgrade manipulation unless the Contract includes separate pay items for this work.

Rock excavation will apply only to removal of rocks and boulders, concrete and masonry less than ½ cubic yard in volume. Measure boulders individually and compute the volume from the average dimension measured in three directions. If included in Contract, the Engineer will pay for the quantity exceeding ½ cubic yard in volume as **Rock Excavation**, otherwise it will be paid for as extra work.

The Contractor is responsible for all direct and indirect damages caused by unclean or damaged sewers or structures resulting from its work or operations.

The Engineer will not pay additional compensation or allow extensions of contract time for tree trimming measures and coordination of this work with City forces.

Engineer will pay for separately, **Subgrade Undercutting, Type ___**, and **Subgrade Manipulation**, if the Contract includes separate pay items for each. Otherwise, this work will be paid for as extra work.

CITY OF ANN ARBOR
DETAILED SPECIFICATION
FOR
MAINTENANCE OF TRAFFIC

AA/SDA:DAD

1 of 3

3/24/244

Description

Maintain traffic in accordance with Articles 10 and 11 of the City of Ann Arbor Public Services Department 2024 Standard Specifications and as specified in sections 104.11, 812, and 922 of the Michigan Department of Transportation (MDOT) 2020 Standard Specifications for Construction, the 2011 Michigan Manual of Uniform Traffic Control Devices (MMUTCD), and as described herein.

Furnish, erect, maintain and, upon completion of the work, remove all traffic control devices and barricade lights as required on the project for the safety and protection of local traffic. This includes, but is not limited to, temporary advance, regulatory, and warning signs; barricades and channelizing devices at intersections and on streets where traffic is to be maintained; barricades at the ends of the project and at right-of-way lines of intersecting streets, and traffic control devices for moving construction operations.

Materials

Provide materials and equipment shall meet the requirements specified by Article 10 of the City of Ann Arbor 2024 Standard Specifications, sections 812.02 and 922 of the MDOT 2020 Standard Specifications for Construction and the 2011 MMUTCD.

Maintenance of Local Traffic

Unless otherwise indicated on the plans, all side roads shall not be closed to through traffic except during construction operations of short duration and only upon written approval of the Engineer.

Always maintain local access for emergency vehicles, refuse pick-up, mail delivery, school buses, and ingress/egress to public and private properties.

The Contractor must accommodate the safe access to the residential buildings and businesses located within the construction area.

Driveways shall not be blocked for extended periods of time unless arrangements can be made with the affected property owner(s). When it becomes necessary to temporarily block driveways, the Contractor shall notify the affected property owners in advance to coordinate the work and allow sufficient time for vehicles to vacate from properties. It may be necessary to allow vehicles to temporarily park in the roadway at locations that do not interfere with the Contractor's work. During these periods the owners of the respective vehicles must be available to, with proper notice, move their vehicles if it becomes necessary to accommodate the work.

At times, it may be necessary to temporarily obstruct local traffic during the performance of the work. The Contractor shall provide traffic regulator control in conformance with Chapter 6E of the MMUTCD, Sections 6E.01 thru 6E.08. A minimum of two traffic regulators are required. The cost of traffic regulator control shall be included in the contract pay item "**Traffic Regulator Control**".

The Contractor shall use quantities of dust palliative, maintenance aggregate, and cold patching/HMA mixtures for use as temporary base, surfacing, and dust control at utility crossings, side roads and driveways (wherever required to maintain traffic), and where directed by the Engineer to maintain local access. The cost for the use of dust palliative, maintenance aggregate, cold patch and/or hot mix asphalt mixture 36A, as required and directed by the Engineer for maintenance of traffic and local access, shall be included in Contract pay item "**General Conditions, Max \$_____**", and it will not be paid for separately.

The work of maintaining and relocating existing warning, regulatory and/or guide signs is included in the bid price for the contract pay item "**Minor Traffic Control, Max \$_____**".

Mailboxes and newspaper boxes that are in the way of the construction shall be removed and reset immediately in a temporary location approved by the Engineer. Mail and paper delivery shall not be interrupted during the construction. Upon completion of the construction, all mailboxes and newspaper boxes, including their supports, shall be repositioned in their permanent locations as approved by the Engineer. This work shall be included in the contract unit price for the contract pay item "**General Conditions, Max \$_____**", and it will not be paid for separately.

The Contractor shall perform the work of this Contract while maintaining traffic in accordance with the Contract Documents as specified herein. No traffic shall be allowed on newly placed asphalt surfaces until rolling has been satisfactorily completed and the surface has cooled sufficiently to prevent damage from traffic. This is to be accomplished by flag persons and by relocating traffic control devices to prevent traffic from entering the work area until such time that it can be safely maintained without damaging the new construction. The Contractor shall provide traffic regulators in sufficient number to maintain traffic as described herein, and to keep traffic off sections being surfaced, and always provide for safe travel as directed by the Engineer. The work of traffic regulators shall be included in the bid price for the contract pay item "**Minor Traffic Control, Max \$_____**".

Each pressure distributor, paver and roller shall be equipped with at least one approved flasher light which shall be mounted on the equipment to give a warning signal ahead and behind.

Construction Influence Area (CIA) - The CIA shall include the proposed work areas within the right-of-way of the four proposed construction locations. The CIA shall include the affected portions of the driveways along and contiguous with these roadways.

In addition, the CIA shall include the rights-of-way of all roadway segments used for detours and all locations that contain advance warning and/or regulatory signs, pavement markings, plastic drums, traffic delineators, and all other project related traffic maintenance items.

Police and Fire - The Contractor shall notify local police, fire departments and emergency response units a minimum of three business days (72 hours) prior to the closure of any roads, or traffic shifts causing restricted movements of traffic or restricted access.

Work performed by City of Ann Arbor Signs and Signals Unit - No additional or extra compensation will be paid for any delays caused by City of Ann Arbor Signs and Signals.

Sign Removals and Storage

The Contractor shall remove and store the signs as shown on the plans and as directed by the Engineer. After construction is complete, but before opening any roadway to traffic, Signs and Signals will reinstall all signs in their proper, permanent location. To coordinate sign removal and

installation/reinstallation, the Contractor shall notify the Signs and Signals Unit at least five (5) working days (Monday-Friday) in advance of when the sign work will need to be completed. It is the responsibility of the Contractor to ensure that City of Ann Arbor Signs and Signals Unit is scheduled, kept apprised of the progress of construction, and notified a second time immediately (4 working hours) prior to the need to complete the sign work. The installation/reinstallation of all signs shall be completed by the City of Ann Arbor Signs and Signals Unit.

CITY OF ANN ARBOR
DETAILED SPECIFICATION
FOR
QUANTITIES AND UNIT PRICES

AA

1 of 1

3/24/24

Contract Drawings / Plans

Offerors/proposers shall carefully check and review all Drawings, plans, and specifications, and advise the Engineer of any errors or omissions discovered. The Drawings/Plans may be supplemented by such additional Drawings/Plans and sketches as may be necessary or desirable as the work progresses. The Contractor shall perform all work shown on any additional or supplemental Drawings/Plans issued by the Engineer.

Offeror/proposer shall carefully examine the Schedule of Pricing/Cost Form, preliminary layouts, specifications, and the work sites until it is satisfied as to all local conditions affecting the contract and the detailed requirements of construction. The submission of the proposal shall be considered prima facie evidence that the Offeror/Proposer has made such examination and is satisfied as to the conditions to be encountered in performing the work and all requirements of the contract.

Quantities and Unit Prices

Quantities as given are approximate and are estimated for bidding purposes. Quantities are not guaranteed and may vary by any amount. While it is the City's intent to complete the project substantially as drawn and specified herein, quantities may be changed or reduced to zero for cost savings or other reasons. **The City reserves the right to change the quantities, delete work, or add work, and no adjustment in unit price will be made for any change in any quantity.**

CITY OF ANN ARBOR
DETAILED SPECIFICATION
FOR
SOIL BORING, PAVEMENT SECTION AND GEOTECHNICAL DATA

AA

1 of 1

3/24/24

Description

Data pertaining to existing soil borings and pavement sections which may be included in these Contract Documents are provided to help the Engineer and Contractor determine the soil conditions existing within the construction area. The City in no way guarantees existing conditions to be the same as shown in the data. The Contractor is solely responsible for any/all conclusions it may draw from the data.

CITY OF ANN ARBOR
DETAILED SPECIFICATION
FOR
TREE TRIMMING

AA/SDA:DAD

1 of 1

3/24/24

Description

This work consists of trimming and pruning trees and other vegetation to remove limbs and branches within the of the project limits and the influence of proposed construction activities. Perform this work in accordance with section 201 of the Michigan Department of Transportation (MDOT) 2020 Standard Specifications for Construction, the City of Ann Arbor 2024 Standard Specifications and/or as directed by the Engineer.

Materials

None specified.

Construction

The Engineer will identify and communicate to the Contractor any/all trees to be trimmed. The Contractor, at its expense and at the direction of the Engineer, will address any/all damage to these trees or those adjacent resulting from its operations.

Trim Oak trees between November 1 and March 15. For pruning or damage to Oak trees outside this timeframe, immediately cover all wounds and/or cuts with sealant as directed on the container and contact City Forestry.

Provide tree trimmers, aerial tower truck, chipper, chain saws, and other equipment necessary to perform the required work. Remove cut limbs, branches, and other brush from the project site.

Measurement and Payment

Measure and pay for the completed work, as described, at the contract unit price using the following pay item:

Pay Item	Pay Unit
DS_Tree Trimming Allowance	Dollars

Payment for **DS_Tree Trimming Allowance** will occur upon receipt of any/all invoices and other validating documentation and will include all costs for labor, equipment, and materials necessary to complete the work.

CITY OF ANN ARBOR
DETAILED SPECIFICATION
FOR
TURF RESTORATION

AA/SDA:DAD

1 of 3

3/24/24

Description

This work consists of preparing all manicured lawns and slopes on non-freeway projects designated for slope restoration on the plans or by the Engineer, and applying topsoil, fertilizer, seed, and mulch blankets to those areas. Turf establishment shall be in accordance with section 816 of the Michigan Department of Transportation (MDOT) 2020 Standard Specifications for Construction and Standard Plan Series R-100, except as modified herein or otherwise directed by the Engineer.

Materials

The materials and application rates shall meet the requirements specified in subsection 816.02 and section 917 of the MDOT 2020 Standard Specifications for Construction and as specified herein unless otherwise directed by the Engineer.

1. Topsoil Surface: Place 4 inches of topsoil in area disturbed areas designated for restoration. Topsoil shall be free of all stones one inch in diameter or greater.
2. Turf Seed Mixture: Use seed mixture shown in table below. Seed shall be fresh, clean, dry, new-crop seed complying with the AOSA's "Rules for Testing Seed", tested for purity and germination tolerances.

Species/Variety	Mix Proportions (percent by weight)	Purity (percent)	Germination (percent)
Baron Kentucky Bluegrass	25	90	80
Kentucky Bluegrass 98/80	15	98	80
Park Kentucky Bluegrass	15	90	80
Omega III Perennial Ryegrass	20	98	90
Creeping Red Fescue	25	95	90

Maximum weed content shall be 0.30%.

3. Chemical Fertilizer Nutrient: Use Class A fertilizer.
4. 4. Mulch Blanket: Use excelsior mulch blanket free of chemical additives. The netting thread and anchoring devices must be 100 percent biodegradable. **Use no polypropylene or other non-biodegradable netting.** Provide wood or other biodegradable anchors, at least 6 inches in length, as approved by the Engineer. **Do not use steel wire staples or pins to anchor mulch blankets.**

Construction

Construction methods shall be in accordance to subsections 816.03 and 817.03 of the MDOT 2020 Standard Specifications for Construction. Begin this work as soon as possible after final grading of the areas designated for slope restoration but no later than the maximum time limitations stated in subsection 208.03 of the Standard Specifications for Construction. It may be necessary, as directed by the Engineer, to place materials by hand.

Restore all areas as shown on the plans and others disturbed by the Contractor's activity(s) and as identified by the Engineer. Slope restoration includes furnishing and placing topsoil, applying seed and fertilizer, placing mulch blankets, and watering as necessary for the establishment of turf.

Prior to placing topsoil, grade, shape, compact and assure all areas to be seeded are weed free. Place topsoil to the minimum depth required, to meet proposed finished grade. Spread and rake topsoil to provide a uniform surface free of large clumps, rocks, brush, roots, or other deleterious materials, as determined by the Engineer. Remove any stones greater than or equal to 1 inch in diameter. If the area designated for restoration requires more than the minimum depth of topsoil to meet finished grade, the additional depth must be filled using topsoil. Furnishing and placing this additional material is included in this item of work.

Place topsoil that is weed and weed seed free and friable prior to placing seed. Apply seed mixture and fertilizer to prepared soil surface. Incorporate seed into top 1/2 inch of topsoil.

Use mulch blanket on all areas designated for restoration unless otherwise directed by the Engineer. Install mulch blanket per the manufacturer's published instructions.

Protect and maintain restored areas to establish a uniform, dense, vigorous, and weed free turf without mounds and/or depressions. Begin maintenance immediately upon completion of restoration work and continue up to final acceptance. This includes, but is not limited to, deposition of additional topsoil, re-seeding, fertilizing, and placement of mulch blankets to address areas damaged by washouts and soil erosion, non-uniform germination and bare spots. It also includes any other work required to correct all settlement, erosion, germination, and establishment issues.

If areas washout and/or erode after completing the work and obtaining approval by the Engineer, make the required corrections to prevent future washouts and erosion and replace the topsoil, fertilizer, seed and mulch as required and directed by the Engineer.

Scattered bare spots in seeded areas will not be allowed over three (3) percent of the area nor greater than 6"x 6" in size.

If the Engineer determines weeds cover more than ten percent of the total area of slope restoration, the Contractor will provide weed control in accordance to subsection 816.03.J of the MDOT 2020 Standard Specifications for Construction.

Prior to acceptance, the Engineer will inspect the restored areas to ensure the turf is well established, weed free, in a vigorous growing condition, and contains the species called for in the seeding mixture. If areas do not promote growth, the Contractor will apply new seed, fertilizer and mulch blankets, and water as required.

Upon fulfillment of the above requirements, the Engineer will accept the slope restoration.

Unless otherwise approved by the Engineer, final acceptance will occur no sooner than October 10 of the same year for areas initially restored during the spring (April 15 - June 15) planting season; or, no sooner than June 15 of the following year for areas initially restored during the prior summer/fall (after June 15) planting season.

Measurement and Payment

Measure and pay for the completed work, as described, at the contract unit price using the following pay item:

<u>Pay Item</u>	<u>Pay Unit</u>
DS_Turf Restoration	Square Yard

Measure **DS_Turf Restoration** area in place by the unit square yard and pay for it at the contract unit price, which price includes the costs for all labor, equipment, and materials necessary to complete the work.

The Contractor will restore areas disturbed by its operations and not required by the Project at its own expense.

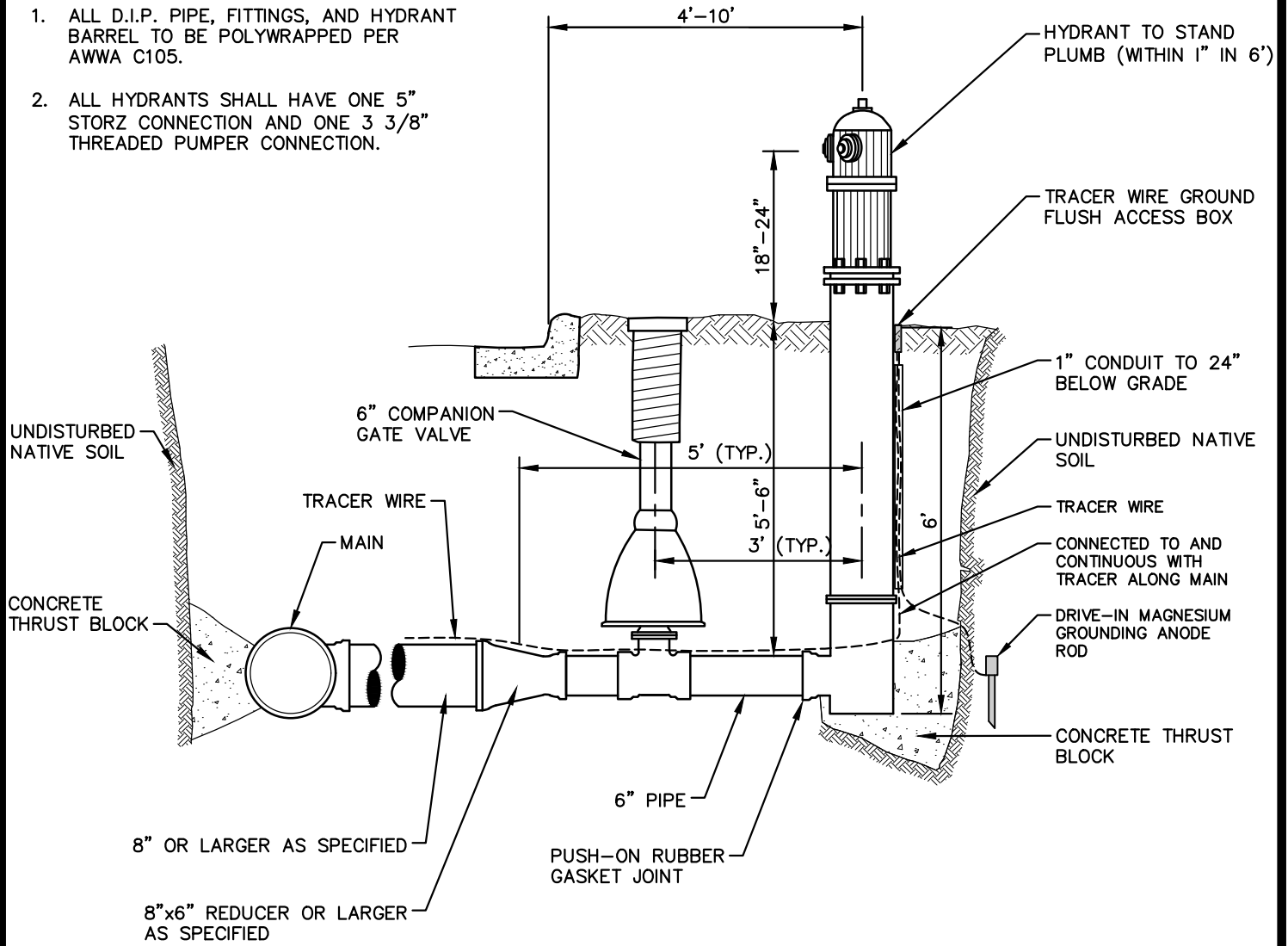
The Engineer will not pay for any labor, equipment, and material costs for the Contractor to provide weed control.

The Contractor will repair and/or clean any damage or soiling to signs, fences, trees, pavements, structures, etc. at its own expense.

After initial placement of the slope restoration measures, the Engineer will certify for payment fifty (50) percent of the total quantity placed for each item. The Engineer will certify for payment the remaining fifty (50) percent of the total quantities upon full establishment and final acceptance of any restored area.

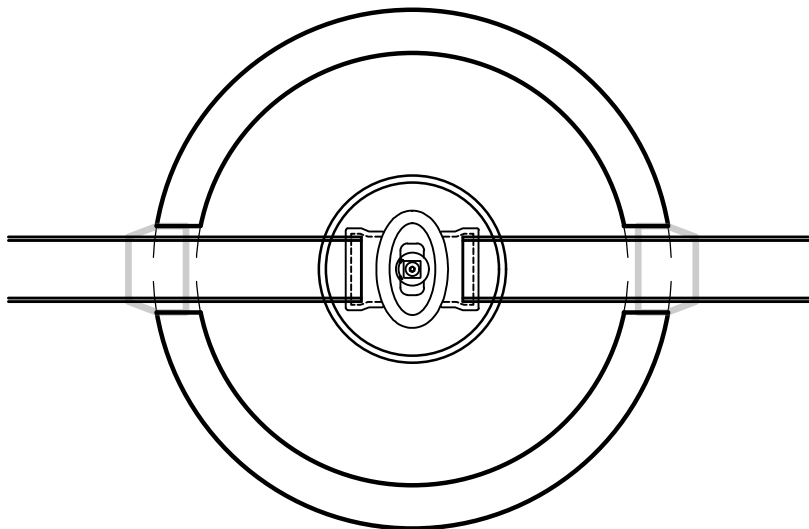
NOTES:

1. ALL D.I.P. PIPE, FITTINGS, AND HYDRANT BARREL TO BE POLYWRAPPED PER AWWA C105.
2. ALL HYDRANTS SHALL HAVE ONE 5" STORZ CONNECTION AND ONE 3 3/8" THREADED PUMPER CONNECTION.

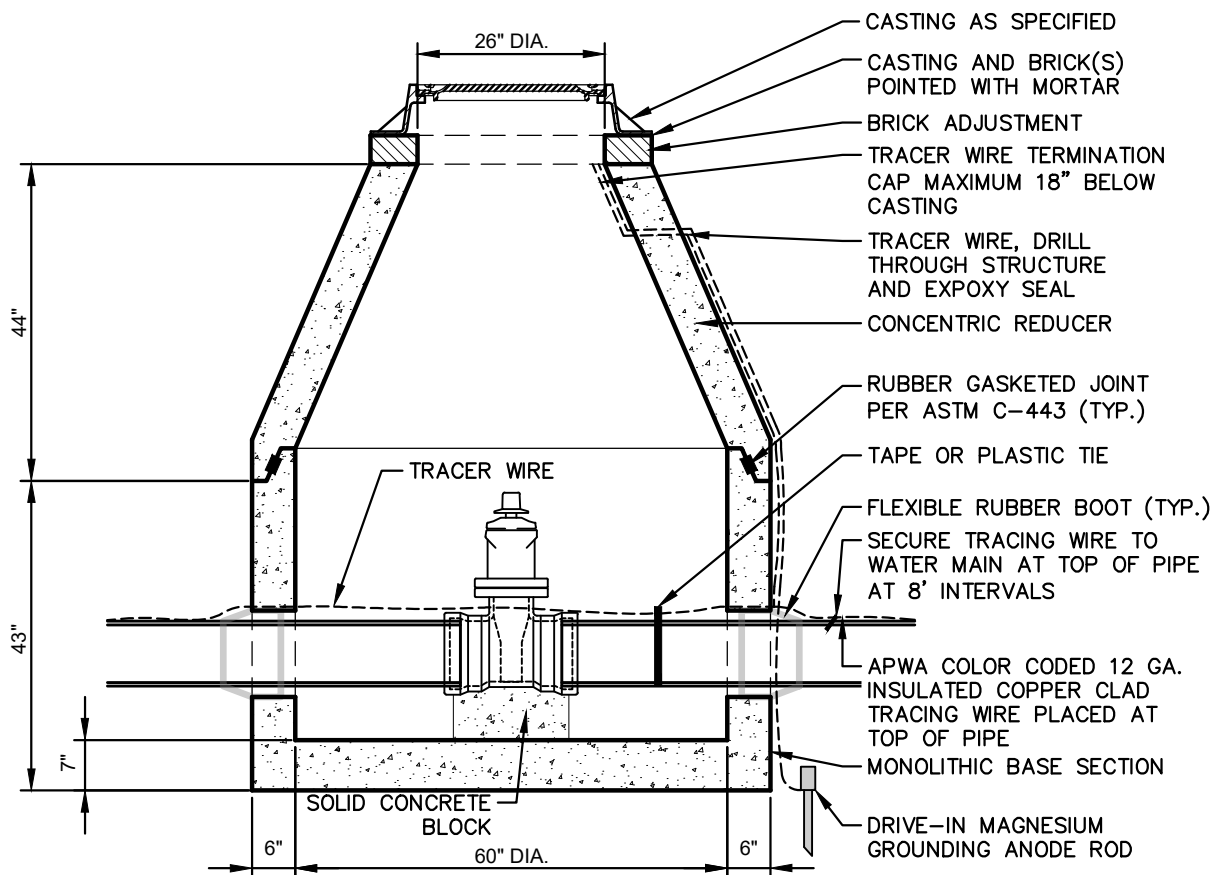


**CITY OF ANN ARBOR
PUBLIC SERVICES**
301 EAST HURON STREET
P.O. BOX 8647
ANN ARBOR, MI 48107-8647
734-794-6410
www.a2gov.org

00	2/5/24	ENG	AA
REV. NO.	DATE	DRAWN BY	CHECKED BY
FIRE HYDRANT ASSEMBLY			
DR. ENG	CH. ENG	DRAWING NO.	
SCALE N.T.S.	DATE 12/8/2023	SD-W-1	



TOP VIEW



TYPICAL MANHOLE SECTION

NOTES:

1. PRECAST MANHOLE PER ASTM C-478.
2. REINFORCING IN WALLS TO BE ONE LAYER OF 2" X 8" W3/W2.9 WELDED WIRE MESH. CIRCUMFERENTIAL REINFORCEMENT = 0.18 SQ. IN./VERT. FT.
3. BASE SLAB TO BE REINFORCED WITH ONE LAYER OF #4 REBAR AT 12" C-C, E.W. AREA/STEEL = .20 SQ. IN./FT E.W.



**CITY OF ANN ARBOR
PUBLIC SERVICES**
301 EAST HURON STREET
P.O. BOX 8647
ANN ARBOR, MI 48107-8647
734-794-6410
www.a2gov.org

00	2/5/24	ENG	AA
REV. NO.	DATE	DRAWN BY	CHECKED BY
PRECAST GATE WELL (WATERMAINS 16 INCH AND SMALLER)			
DR. ENG	CH. ENG	DRAWING NO.	
SCALE N.T.S.	DATE 12/8/2023	SD-W-3	

APPENDIX

GEOTECHNICAL REPORT 43 PAGES
WAGE DECISION MI20240001 – HIGHWAY CONSTRUCTION 32 PAGES
WAGE DECISION MI20240074 – HEAVY CONSTRUCTION 6 PAGES

GEOTECHNICAL INVESTIGATION REPORT

2023 BUNDLE 2 – WATER MAIN REPLACEMENT INDEPENDENCE BLVD, YORKSHIRE RD, MEDFORD RD/CT

ANN ARBOR, MICHIGAN
MSG PROJECT No.: 401.2300021.000

FEBRUARY 2024

PREPARED FOR:

CITY OF ANN ARBOR

301 E. HURON, 4TH FLOOR

PO Box 8647

ANN ARBOR, MICHIGAN 48104

PREPARED BY:

THE MANNIK & SMITH GROUP, INC.

2365 HAGGERTY ROAD SOUTH

CANTON, MICHIGAN 48188





February 2, 2024

Ms. Andrea Wright
Project Manager

City of Ann Arbor

301 E. Huron, 4th Floor

PO Box 8647

Ann Arbor, Michigan 48107

**RE: Geotechnical Investigation Report
2023 Bundle 2 – Water Main Replacement (Independence Blvd, Yorkshire Rd, Medford Rd/Ct)
Ann Arbor, Michigan
MSG Project Number: 401.2300021.000**

Dear Ms. Wright:

This report presents the results of our geotechnical investigation for the proposed water main replacement project on Independence Boulevard, Yorkshire Road, Medford Road, and Medford Court in Ann Arbor, Michigan. We completed this investigation in accordance with our contract with the City of Ann Arbor fully executed on May 2, 2023, as well as our proposal and agreement for professional services dated November 10, 2023.

We trust that this report addresses your project needs. We appreciate the opportunity to work with you on this very important project. Please contact us if you have any questions or if we can be of further assistance.

Sincerely,

The Mannik & Smith Group, Inc.

A handwritten signature in black ink that reads "Kevin D Brown".

Kevin D. Brown, PE
Geotechnical Engineer

A handwritten signature in blue ink that reads "Ibraheem Shunnar".

Ibraheem Shunnar, PE
Principal



**TECHNICAL SKILL.
CREATIVE SPIRIT.**

EXECUTIVE SUMMARY

The Mannik & Smith Group, Inc., (MSG) was retained by the City of Ann Arbor to conduct a geotechnical investigation to support the design of a proposed water main replacement on Independence Boulevard, Yorkshire Road, Medford Road, and Medford Court in Ann Arbor, Michigan.

The subsurface investigation consisted of performing a total of nine (9) soil borings. The locations on Independence Boulevard were designated as SB2023-120 and SB2023-121. The locations on Yorkshire Road were designated as SB2023-122 & SB2023-123. Lastly, the locations on Medford Road and Medford Court were designated as SB2023-124 to SB2023-128.

At Independence Boulevard, 4 to 10 inches of asphalt was encountered at the surface over 2 to 6 inches of aggregate base. At Yorkshire Road, 4 inches of asphalt was encountered at the surface over 8 inches of aggregate base. At Medford Road/Court, 6 to 8 inches of asphalt was encountered at the surface, with the occasional aggregate base thickness of 6 to 12 inches. At Independence Boulevard, native medium stiff to hard clay was encountered below the pavement section. At Yorkshire Road, loose sand was encountered in 1 boring below the surface material to a depth of 1.8 feet below ground surface; stiff to very stiff clay soils were found in each of the borings below the surface layer or sand layer. At Medford Road/Court, medium dense sand was encountered in 1 boring below the surface material to a depth of 2 feet below ground surface; stiff to hard clay soils were found in each of the borings below the surface layer or sand layer.

Based on our review of the subsurface soil conditions, we have developed the following design soil profile for this project. See Section 4.1 for additional details. Based upon our review of the existing soil conditions in the project areas, the pavement design may use an estimated modulus for subgrade reaction of 120 pounds per cubic inch (pci) for clay soils and 175 pci for compacted native medium dense sands. For a subgrade composed of well-compacted engineered fill, a modulus of subgrade reaction of 200 pci may be used.

This summary briefly discusses major findings covered within the body of the report. The intent of this executive summary is to provide a general summary. The report must be read carefully in its entirety before using any recommendations described herein.

TABLE OF CONTENTS

1.0	INTRODUCTION	1
1.1	General	1
1.2	Project Information and Site Conditions	1
2.0	SUBSURFACE INVESTIGATION	1
2.1	Field Exploration	1
2.2	Laboratory Testing	2
3.0	SUBSURFACE CONDITIONS	3
3.1	Subsurface Classification	3
3.1.1	Independence Boulevard	3
3.1.2	Yorkshire Road	3
3.1.3	Medford Road & Medford Court	4
3.2	Groundwater Observations	4
4.0	ANALYSES AND RECOMMENDATIONS	5
4.1	Design Soil Profile and Soil Modulus	5
4.2	Site Preparation	5
4.3	Fill Placement and Engineered Fill Requirements.....	6
4.4	Lateral Earth Pressures.....	7
5.0	CONSTRUCTION CONSIDERATIONS	8
5.1	Groundwater Control.....	8
5.2	Excavations and Slope.....	8
6.0	GENERAL QUALIFICATIONS AND LIMITATIONS.....	9

APPENDICES

APPENDIX A	FIGURE 1 – SITE LOCATION MAP
	FIGURE 2 – SOIL BORING LOCATION PLAN (INDEPENDENCE BLVD)
	FIGURE 3 – SOIL BORING LOCATION PLAN (YORKSHIRE RD)
	FIGURE 4 – SOIL BORING LOCATION PLAN (MEDFORD RD/CT)
APPENDIX B	SOIL BORING LOGS
APPENDIX C	SOIL LABORATORY TEST DATA

1.0 INTRODUCTION

1.1 General

The Mannik & Smith Group, Inc., (MSG) was retained by the City of Ann Arbor to conduct a geotechnical investigation to support the design of a proposed water main replacement on Independence Boulevard, Yorkshire Road, Medford Road, and Medford Court in Ann Arbor, Michigan. The approximate site locations are depicted as Figure 1 in Appendix A. This geotechnical investigation was performed in general accordance with our contract with the City of Ann Arbor fully executed on May 2, 2023, as well as our proposal and agreement for professional services dated November 10, 2023.

1.2 Project Information and Site Conditions

The project on Independence Boulevard, Yorkshire Road, Medford Road, and Medford Court consists of water main replacement along the residential street. For Independence Boulevard, the project limits are between Manchester Road and Nottingham Road, or about 650 feet. For Yorkshire Road, the project limits are between Dorchester Road and Nottingham Road, or about 650 feet. For Medford Road and Medford Court, the project limits are between Dorchester Road and Manchester Road, or about 1,500 feet.

2.0 SUBSURFACE INVESTIGATION

2.1 Field Exploration

The subsurface investigation consisted of performing a total of nine (9) soil borings. The locations on Independence Boulevard were designated as SB2023-120 and SB2023-121. The locations on Yorkshire Road were designated as SB2023-122 & SB2023-123. Lastly, the locations on Medford Road and Medford Court were designated as SB2023-124 to SB2023-128. Details of the soil boring investigation are highlighted in Table 2.1-1.

Table 2.1-1 Summary of Field Investigation

Independence Boulevard			Yorkshire Road			Medford Road/Court		
Location ID	Boring Depth (ft)	Pavement Core	Location ID	Boring Depth (ft)	Pavement Core	Location ID	Boring Depth (ft)	Pavement Core
SB2023-120	10	Yes	SB2023-122	10	Yes	SB2023-124	3.5	Yes
SB2023-121	10	Yes	SB2023-123	10	Yes	SB2023-125	10	Yes
-	-	-	-	-	-	SB2023-126	10	Yes
-	-	-	-	-	-	SB2023-127	10	Yes
-	-	-	-	-	-	SB2023-128	10	Yes

The number of borings, the approximate locations, and the boring depths were determined by City engineers. The boring locations were field located by MSG. Boring locations were adjusted in the field to avoid conflicts with existing utilities. Surveying of the boring locations was not performed; however, the approximate boring locations were field marked by MSG personnel by measuring from existing site features. Elevations were estimated from these locations using Google Earth™. Soil Boring Location Plans for Independence Boulevard, Yorkshire Road, and Medford Road/Court, are depicted as Figures 2, 3, and 4 respectively in Appendix A.

The drilling operations for Independence Boulevard and Yorkshire Road were performed on December 1, 2023. The drilling operations for Medford Road and Medford Court were performed between November 30 and December 1, 2023. All borings were advanced using a track-mounted drill rig; either a Geoprobe 7822DT or Geoprobe 3230DT. The

borings were advanced by hydraulically pushing 3.25-inch diameter steel casing. At all soil boring locations performed within existing pavement, the pavement was first cored to the full depth of the pavement. Upon completion, the boreholes were backfilled using soil cuttings and bentonite chips. Pavement cores were capped with cold asphalt patch.

During drilling operations, Standard Penetration Test (SPT) and soil sampling were conducted in accordance with ASTM D1586 procedures (“Standard Method for Penetration Tests and Split Barrel Sampling of Soils”). The SPT and soil sampling were completed at continuous intervals for the first 5 feet and at 2.5-foot intervals up to 10 feet.

Soil samples were recovered using a split-spoon sampling procedure in general accordance with ASTM D1586 Standard (“Standard Method for Penetration Tests and Split Barrel Sampling of Soils”). All collected samples were labeled with the soil boring designation and a unique sample number. The samples were sealed in glass jars in the field to protect the soil and maintain the soil’s natural moisture content. All samples were transferred to MSG’s laboratory for further analysis and testing. The soil samples collected from this investigation will be retained in our laboratory for a period of 30 days after the date of submission of the final report, after which they will be discarded unless we are notified otherwise.

Whenever possible, groundwater level observations made during the drilling operations and are shown in the Soil Boring Logs. Prior to backfilling, each open borehole was observed again for groundwater. During drilling, the depth at which free water was observed, where drill cuttings became saturated or where saturated samples were collected, was indicated as the groundwater level during drilling. In particular, in pervious soils (granular soils), water levels are considered relatively reliable when solid or hollow-stem augers are used for drilling. However, in cohesive soils, groundwater observations are not necessarily indicative of the static water table due to low permeability rates of the soils and due to the sealing off of natural paths of groundwater during drilling operations. It should be noted that seasonal variations and recent rainfall conditions may influence the groundwater table significantly.

2.2 Laboratory Testing

Each sample recovered from the borings was examined and visually classified. This examination was performed to verify conditions identified within field boring logs, to select samples for further laboratory evaluation, and to perform visual-manual classification of samples not subject to further laboratory testing. During the examination process, the geotechnical engineer finalized the soil boring logs.

Representative soil samples were subjected to laboratory tests consisting of the pocket penetrometer test, sieve analysis (ASTM D422), unconfined compressive strength (ASTM D2166), and natural moisture content (ASTM D2216). A brief description of each test performed by MSG is provided in Laboratory Test Procedures in Appendix C.

All soil samples were classified in general accordance with the Unified Soil Classification System (USCS). The USCS group symbol determined from the visual-manual classification is shown in parentheses at the end of the sample description for each layer shown on the Soil Boring Logs.

The results of the soil classification and the laboratory test results are included on the Soil Boring Logs and Soil Laboratory Test Data, which are presented in Appendices B and C, respectively. Also included in Appendix B are General Soil Sample Notes, and a Boring/Well Log Key that illustrates the soil classification criteria and terminology used on the Soil Boring Logs.

3.0 SUBSURFACE CONDITIONS

3.1 Subsurface Classification

The following sections describe the subsurface conditions in terms of major soil strata for the purposes of geotechnical exploration. The soil boundaries indicated are inferred from non-continuous sampling and observations of the drilling operations and/or sampling resistance. The subsurface conditions discussed in the following sections and those shown on the boring logs represent an evaluation of the subsurface conditions based on interpretation of the field and laboratory data using normally accepted geotechnical engineering judgement and common engineering practice standards. The subsurface conditions described herein may vary beyond the boring locations and at different times of the year. A generalized soil profile of the subsurface conditions encountered across the sites, beginning at the ground surface and extended downward is as follows:

3.1.1 INDEPENDENCE BOULEVARD

Surficial Material

Asphalt was encountered at all the soil boring locations. Aggregate was encountered below the asphalt in all borings. The thickness of the pavement at each location is depicted in Table 3.1.1-1 below.

Table 3.1.1-1 Independence Blvd

Location ID	Pavement	Base Material
SB2023-120	4-inch Asphalt	6-inch Aggregate
SB2023-121	10-inch Asphalt	2-inch Aggregate

Possible undercutting



Stratum 1 – Clay (CL)

Silty clay with variable amounts of sand and gravel was encountered at all soil boring locations below the pavement. This material generally extended to the termination depths of the borings at 10 feet below ground surface. The clay was typically encountered as follows:

- Medium stiff to stiff up to depths of 2 to 3.8 feet; the standard penetration number ranged from 8 to 13 and averaged 10; the estimated unconfined compressive strength ranged from 2,000 to 3,000 psf and averaged 2,600 psf.
- Very stiff to hard up to depths of 10 feet; the standard penetration number ranged from 18 to 64 and averaged 36; the estimated unconfined compressive strength ranged from 3,000 to 9,000 psf and averaged 6,700 psf.

3.1.2 YORKSHIRE ROAD

Surficial Material

Asphalt was encountered at all the soil boring locations. Aggregate was encountered below the asphalt in all borings. The thickness of the pavement at each location is depicted in Table 3.1.2-1 below.

Table 3.1.2-1 Yorkshire Rd

Location ID	Pavement	Base Material
SB2023-122	4-inch Asphalt	8-inch Aggregate
SB2023-123	4-inch Asphalt	8-inch Aggregate

Stratum 1 – Sand (SP)

Sand with gravel was encountered at soil boring location SB2023-122 and extended to depths of 1.8 feet below ground surface. The sand was loose and the standard penetration number was 10.

Stratum 2 – Clay (CL)

Stiff to very stiff clay with variable amounts of sand and gravel was encountered at all soil boring locations below the pavement or Stratum 1. This material generally extended to the termination depths of the borings at 10 feet below ground surface. The standard penetration number ranged from 15 to 30 and averaged 23; the estimated unconfined compressive strength ranged from 2,000 to 7,500 psf and averaged 4,600 psf.

3.1.3 MEDFORD ROAD & MEDFORD COURT

Surficial Material

Asphalt was encountered almost all of the soil boring locations. The thickness of the pavement at each location is depicted in Table 3.1.3-1 below.

Table 3.1.3-1 Medford Rd & Medford Ct

Location ID	Pavement	Base Material
SB2023-124	6-inch Asphalt	12-inch Aggregate
SB2023-125	7-inch Asphalt	6-inch Gravel/Sand
SB2023-126	7-inch Asphalt	-
SB2023-127	7-inch Asphalt	-
SB2023-128	8-inch Asphalt	-

Stratum 1 – Sand (SW-SM)

Sand with silt and gravel was encountered at soil boring location SB2023-125 and extended to depths of 2 feet below ground surface. The sand was medium dense with a standard penetration number was 13.

Stratum 2 – Clay (CL)

Stiff to hard clay with variable amounts of sand and gravel was encountered at all soil boring locations below the pavement or Stratum 1. This material generally extended to the termination depths of the borings at 10 feet below ground surface. The standard penetration number ranged from 9 to 19 and averaged 14; the estimated unconfined compressive strength ranged from 3,000 to 9,000 psf and averaged 6,900 psf.

3.2 Groundwater Observations

Groundwater was not encountered in any of the borings during drilling operations. Typically, the level where the soil color changes from brown to gray is generally indicative of the long-term groundwater level. As this color change was not observed in any of the borings, we conclude the long-term water table is below the depth of the explored borings. Water levels reported are accurate only for the time and date the borings were drilled. The borings were backfilled and sealed the same day that they were completed. Long-term monitoring of the boreholes was not included as part of the scope of our subsurface investigation.

It should be noted that the elevation of the natural groundwater table, and the elevation and quantity of the perched groundwater, is likely to vary throughout the year depending on the amount of precipitation, runoff, evaporation and percolation in the area, as well as on the water level in the surface water bodies in the vicinity affecting the groundwater flow pattern. Long-term monitoring with monitoring wells or piezometers would be necessary to accurately assess the groundwater levels and fluctuation patterns at the site.

4.0 ANALYSES AND RECOMMENDATIONS

The following sections discuss in detail the results of our analyses and geotechnical recommendations for the design and construction of the resurfacing project on Independence Boulevard, Yorkshire road, and Medford road.

4.1 Design Soil Profile and Soil Modulus

Based on our review of the subsurface soil conditions, we have developed the following design soil profile for this project. This soil profile will be used in the completion of our analysis.

Table 4.1-1 Independence Boulevard Design Soil Profile

Layer No	Soil Description	Depth (ft)	Total Unit Weight (pcf)	Cohesion (psf)	Friction Angle (deg)
1	Medium stiff to stiff clay (CL)	1.0-4.0	130.0	2,000	0
2	Very stiff to hard clay (CL)	4.0-10.0	135.0	4,500	0

Table 4.1-2 Yorkshire Road Soil Profile

Layer No	Soil Description	Depth (ft)	Total Unit Weight (pcf)	Cohesion (psf)	Friction Angle (deg)
1	Loose sand (SP)	1.0-2.0	120	0	29
2	Stiff to very stiff clay (CL)	2.0-10.0	130	4,000	0

Table 4.1-3 Medford Road & Court Soil Profile

Layer No	Soil Description	Depth (ft)	Total Unit Weight (pcf)	Cohesion (psf)	Friction Angle (deg)
1	Medium dense sand (SW-SM)	1.0-2.0	120	0	30
2	Stiff to very stiff clay (CL)	2.0-10.0	130	3,000	0

Based upon our review of the existing soil conditions in the project areas, the pavement design may use an estimated modulus for subgrade reaction of 120 pounds per cubic inch (pci) for clay soils. Where native sand soils were encountered at Yorkshire and Medford Roads, an estimated modulus for subgrade reaction of 175 pci may be used on sand soils compacted in place. For a subgrade composed of well-compacted engineered fill, a modulus of subgrade reaction of 200 pci may be used. The recommended modulus for subgrade reaction assumes the soil conditions encountered in the borings are representative of the soil conditions within the proposed pavement areas. This also assumes site preparation recommendations presented in Section 4.2 is followed to provide subgrade conditions suitable for pavement support.

4.2 Site Preparation

Before proceeding with construction, surface soils, vegetation, topsoil, root systems, refuse, asphalt, concrete including any existing abandoned buried foundations, and other deleterious materials should be stripped from the proposed construction areas. The bearing soils should be observed by a geotechnical engineer and visually checked for suitability as a bearing soil. Depending on the time of year of construction and the Contractor's Means and

Methods at controlling surface water, it may be possible that additional site subgrade material within development/construction areas will be considered unsuitable and/or unstable and will be required to be stripped during site preparation activities.

Cohesive soils are moisture sensitive and could become unstable if proper site water controls are not implemented and/or if they are subject to construction traffic. Every effort should be taken to minimize disturbance during compaction or over excavation. Where possible, free-standing water should be diverted away from the construction perimeters or pumped out using a sump to accommodate the proper compaction techniques.

Generally, areas exposed by stripping operations on which subgrade preparations are to be performed should be compacted in place to 98 percent of Standard Proctor or 95 percent of Modified Proctor Maximum Dry Density (MDD) within 2 percent of the Optimum Moisture Content (OMC). Soft, loose, or saturated soils that are difficult to compact may require an undercut and replacement with engineered fill for stabilization.

It is recommended that the prepared subgrade for pavement and slab-on-grade areas be proof-rolled to detect any unstable areas. Proof-rolling should be accomplished by making a minimum of two complete passes in each of two perpendicular directions with a fully loaded tandem-axle dump truck, or other approved pneumatic-tired vehicle, with a minimum weight of 20 tons. If proof-rolling reveals the presence of unstable areas within the subgrade, certain remedial measures will be required to stabilize the subgrade. The on-site Geotechnical Engineer or their designated representative should determine required undercut depths if necessary. If an undercut and replacement with engineered fill fails to stabilize the subgrade, use of granular backfill with geogrid stabilization may be required. Undercuts may be reduced 6 inches if geogrid and granular backfill is utilized. Granular soils at the subgrade surface may be reworked in place in order to pass a proof-roll. Alternately, chemical stabilization of the upper 14 inches with cement may be performed. It should be noted that MSG does not recommend chemical stabilization if the number of sulfates present in the subgrade soils exceeds 5,000 ppm. The actual undercut depths and/or subgrade remediation measures required should be determined by the on-site Geotechnical Engineer or a designated representative.

Existing abandoned utilities or underground structures within the proposed location were not identified but may be present. If such utilities are present, they should be removed and relocated or abandoned in place. If abandoned in place, it is recommended that the utility pipe be filled with cement grout to mitigate the potential for collapse in the future. Should the utility lines be removed from the site, the resultant trench excavations should be backfilled with well-compacted granular material, placed and compacted in accordance with the recommendations of Section 4.3.

4.3 Fill Placement and Engineered Fill Requirements

All new fill should consist of inorganic soil that is free from all deleterious materials and construction debris. Fill materials should not be placed in a frozen condition or upon frozen subgrades. Proper drainage should be maintained during and after fill placement to prevent water from impacting compaction efforts or long-term fill integrity. All fine-grained fill soils should be checked for plasticity index and liquid limit before placement. Cohesive fill materials should have a liquid limit less than 40 percent and plasticity index less than 20 percent (i.e., non-expansive). On site clay soils observed are suitable for re-use as fill.

Coarse crushed granular material is recommended as fill for utility trench backfill, undercut areas, and as aggregate base material for pavement and slab-on-grade areas. The granular material shall consist of natural aggregate materials that meet the gradation requirements of MDOT 21AA or engineer approved equivalent. Typical lift thickness utilized for this material is 8 inches. In utility trenches, granular backfill material should extend at least two pipe diameters above the pipe's crown. As an alternative to imported granular fill, excavated soil material may be recompacted back in place so long as the excavated soil material is determined to be suitable. If a working platform for construction is needed, and prior

to footing excavation, it is recommended that at least 6 inches of granular base material meeting the gradation requirements MDOT 21AA aggregate.

Fill should be compacted to 98 percent of the Standard Proctor or 95 percent of Modified Proctor MDD and should be compacted within 2 percent of OMC. Fill materials should be placed in horizontal lifts and adequately keyed into stripped and scarified subgrade soils and adjacent fill. A qualified geotechnical consultant should be retained to monitor fill placement in order to assure compaction requirements are achieved. Soil density testing should be performed during fill placement activities to assure proper fill compaction. A commonly used testing criterion is one test per 2,500 square feet per lift in areas to support proposed structures and one test per 5,000 square feet in parking lots, driveways, exterior slabs, etc., with a minimum of three tests per lift. Areas that do not achieve compaction requirements after initial placement should be recompacted to meet project requirements.

The actual lift thickness suitable for fill placement is dependent upon the soil type, compaction equipment, and the compaction specification. In general, fill should be placed in a 9-inch loose lift thickness (8-inch compacted); assuming appropriately weighted and ballasted compaction equipment is utilized. In confined areas where hand operated compaction equipment is required, 4-inch and 6-inch loose lift thickness should be utilized for hand operated vibratory plate compactors and hand operated vibratory drum rollers weighing at least 1,000 pounds, respectively. Sand fills should be compacted using smooth vibratory rollers. Clay fills should be compacted using a sheep foot compactor. The geotechnical engineer, as part of the construction monitoring, should review the equipment utilized for compaction to confirm suitability relative to the specified loose lift thickness. If necessary, the geotechnical engineer will recommend a revised lift thickness suitable to the equipment performing compaction.

To minimize corrosion of existing metallic utilities, topsoil, organic soils, existing fill soils, and mixtures of sand and clay should not be placed adjacent to metallic utilities. In addition, buried utilities of different metallic materials should be electrically isolated from each other to minimize galvanic corrosion.

4.4 Lateral Earth Pressures

Lateral earth pressures (horizontal stresses) are developed during soil displacements (strains). Lateral earth pressure for design is determined utilizing an earth pressure coefficient to relate horizontal stress to vertical stress. Three separate earth pressure coefficients are used to determine lateral earth pressure: at-rest; active; and passive.

Applied horizontal stress can be determined by multiplying the appropriate earth pressure coefficient by the applied vertical stress. Earth pressure coefficients are a direct function of the internal friction of a soil. Laboratory testing to determine internal friction angles for soil was not performed. However, index laboratory and field data obtained can be utilized to approximate earth pressure coefficients based upon empirical relationships.

To minimize lateral earth pressures, MSG recommends the zone adjacent to any walls be backfilled with granular fill. To provide effective drainage, a zone of free-draining gravel (similar to MDOT 6AA gravel) should be used directly adjacent to the walls with a minimum thickness of 18 inches. This granular zone should drain to weepholes or a pipe drainage system to prevent hydrostatic pressures from developing against the walls.

The type of backfill beyond the free-draining granular zone will govern the magnitude of the pressure to be used for structural design. Clean granular soil is recommended as the backfill material against retaining structures to minimize lateral earth pressures. Lateral earth pressure coefficients for engineered fill are provided in Table 4.4-1.

Table 4.4-1 Recommended Lateral Earth Parameters

Soil Parameters	Engineered Fill	
	Clean Granular Soil	Clay Soil
Total Unit Weight (pcf)	125.0	130.0
Internal Friction Angle (°)	30.0	25.0
At-rest Pressure Coefficient, K_o	0.5	0.6
Active Pressure Coefficient, K_a	0.3	0.4
Passive Coefficient, K_p	3.0	2.5
Concrete/Soil Friction Coefficient	0.5	0.0
Concrete/Soil Adhesion Factor	0.0	0.2

The coefficients of friction between concrete and soil subgrade were also provided in the table above. These friction coefficients can be used for evaluating the factor of safety against sliding of foundations. The recommended minimum safety factor against sliding is 1.5. Generally, passive pressure resistance of the top 3.5 feet below final grade should be neglected in designing the retaining walls to resist sliding failure due to the freeze-thaw cycle that can significantly weaken soils and the potential for the material to be removed at a future date for installation of utilities or other construction-related activities.

Any additional lateral earth pressure due to surcharge loading conditions including, but not limited to, floor loads, column loads, sloping backfill, traffic loading, and construction loads, should be incorporated into the wall design. MSG should be retained to perform other geotechnical evaluations for retaining walls, as necessary, including but not limited to bearing capacity, settlement, and global stability. A geotechnical evaluation of retaining walls is beyond the scope of this report.

5.0 CONSTRUCTION CONSIDERATIONS

5.1 Groundwater Control

Groundwater was not encountered during or after drilling operations. We anticipate the long-term groundwater table is situated at a depth below the explored soil borings. Perched water may be possible in utility trenches or above clay layers. Typically, the groundwater elevation fluctuates and is higher during the winter and spring and lower in summer and early fall. It should be noted that groundwater seepage will have a significant impact on construction activities.

The anticipated excavations will be situated above the anticipated groundwater table. However, the Contractor should be prepared to address general water infiltration (i.e., pumping water from prepared sumps). The amount and type of dewatering required during construction will be further impacted by the weather, groundwater levels at the time of construction, the effectiveness of the Contractor's techniques in preventing surface water runoff from entering open excavations, and their ability to lower the groundwater table.

5.2 Excavations and Slope

Familiarity with applicable local, state, and federal safety regulations, including current OSHA excavation and trench safety is vital. Therefore, it should be a requisite for both the Owner and Contractor with the Contractor by and large being responsible for the safety of the site. Activities at the site, such as utilities or building demolition and site preparation, may require excavations at significant depths below the ground surface. Slope height, slope inclination, and excavation depth (including utility trench excavations) should in no case exceed those specified in local, state, or federal safety (OSHA Health and Safety Standards for Excavations, 29 CFR Part 1926 Subpart P) regulations.

Such regulations are strictly enforced and, if not followed, the Owner, Contractor, or earthwork or utility Subcontractors could be liable for substantial penalties. It is our recommendations that any excavation more than 5 feet in depth should be designed by a professional engineer.

6.0 GENERAL QUALIFICATIONS AND LIMITATIONS

The evaluations, conclusions and recommendations in this report are based on our interpretation of the field and laboratory data obtained during the geotechnical investigation, our understanding of the project and our experience during previous work, with similar sites and subsurface conditions. Data used during this exploration included:

- Nine (9) soil borings performed during this investigation;
- Observations of the project site by our staff;
- Results of laboratory soil testing; and,
- Results of the geotechnical analyses.

The subsurface conditions discussed in this report and those shown on the boring logs represent an estimate of the subsurface conditions based on interpretation of the boring data using normally accepted geotechnical engineering judgments. Although individual test borings are representative of the subsurface conditions at the boring locations on the dates shown, they are not necessarily indicative of subsurface conditions at other locations or at other times. MSG is not responsible for independent conclusions, opinions, or recommendations made by others based upon information presented in this report.

We strongly recommend the final project plans and specifications be reviewed by MSG's geotechnical engineer to confirm that the geotechnical aspects are consistent with the recommendations of this report. In particular, the specifications for excavation and foundation construction should be prepared and/or reviewed by MSG's Geotechnical Engineer of Record. In addition, we recommend site subgrade preparation, fill compaction activities, and foundation installation activities should be monitored by MSG's geotechnical engineer or his/her representative.

This report and evaluation reflect the geotechnical aspects of the subsurface conditions at the site. Review and evaluation of environmental aspects of subsurface conditions are beyond the scope of this report.

APPENDIX A

FIGURE 1 – SITE LOCATION MAP

FIGURE 2 – SOIL BORING LOCATION PLAN (INDEPENDENCE BLVD.)

FIGURE 3 – SOIL BORING LOCATION PLAN (YORKSHIRE RD.)

FIGURE 4 – SOIL BORING LOCATION PLAN (MEDFORD RD./CT.)






Map Adapted from
Google Earth 2023 ©

Figure 1: Site Location Map (Independence Blvd, Yorkshire Rd, Medford Rd/Ct)

2023 Bundle 2 – Water Main Replacement
Independence Blvd, Yorkshire Rd, Medford Rd/Ct, Ann Arbor, Michigan
MSG Project Number: 401.2300021.000

2365 Haggerty Road South
Canton, Michigan 48188
Tel: 734-397-3100
Fax: 734-397-3131
www.MannikSmithGroup.com





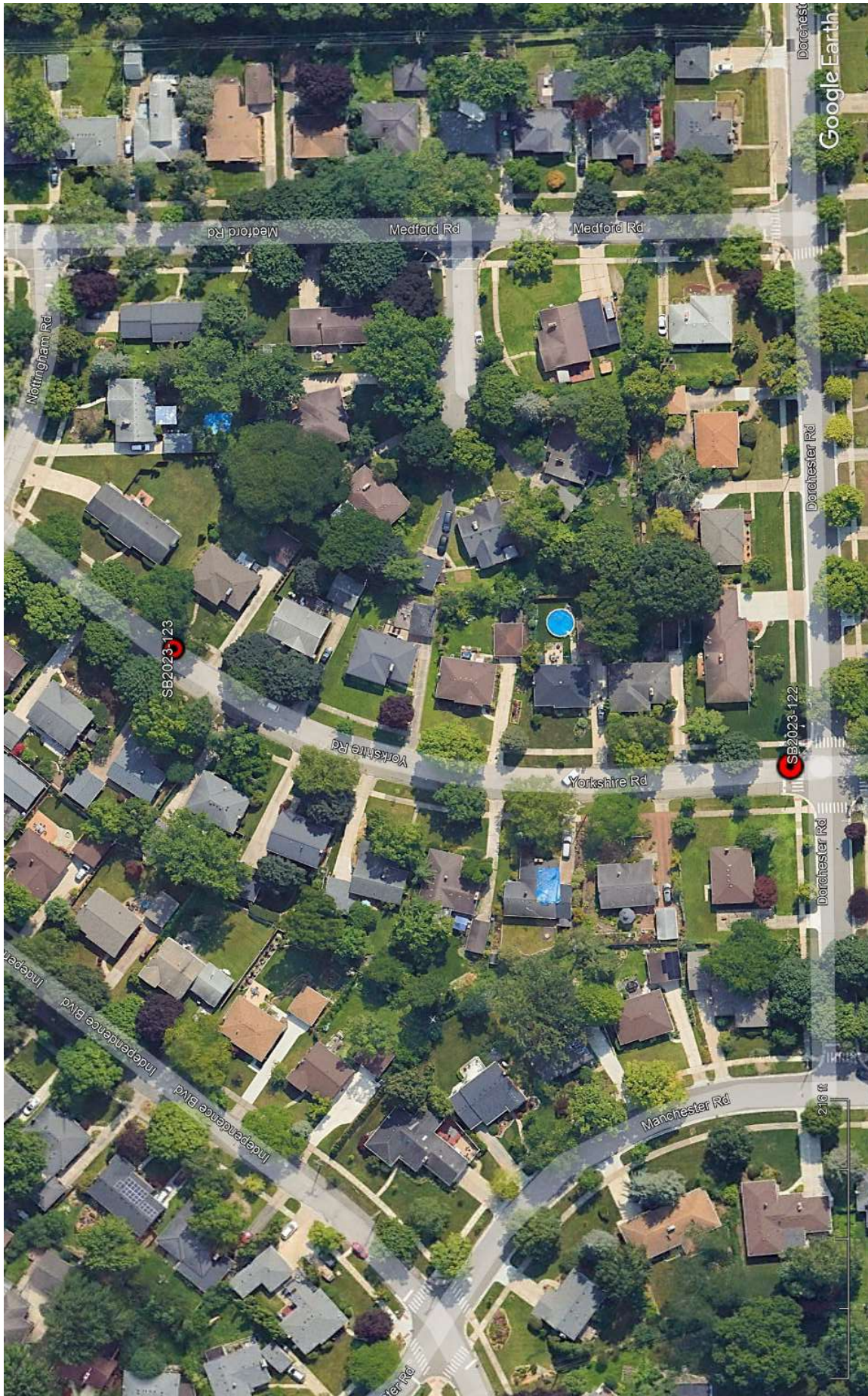
No Scale
 Map Adapted from
 Google Earth, 2023 ©

Figure 2: Soil Boring Location Map (Independence Blvd)

2023 Bundle 2 – Water Main Replacement
 Independence Blvd, Ann Arbor, Michigan
 MSG Project Number: 401.2300021.000

2365 Haggerty Road South
 Canton, Michigan 48188
 Tel: 734-397-3100
 Fax: 734-397-3131
 www.MannikSmithGroup.com





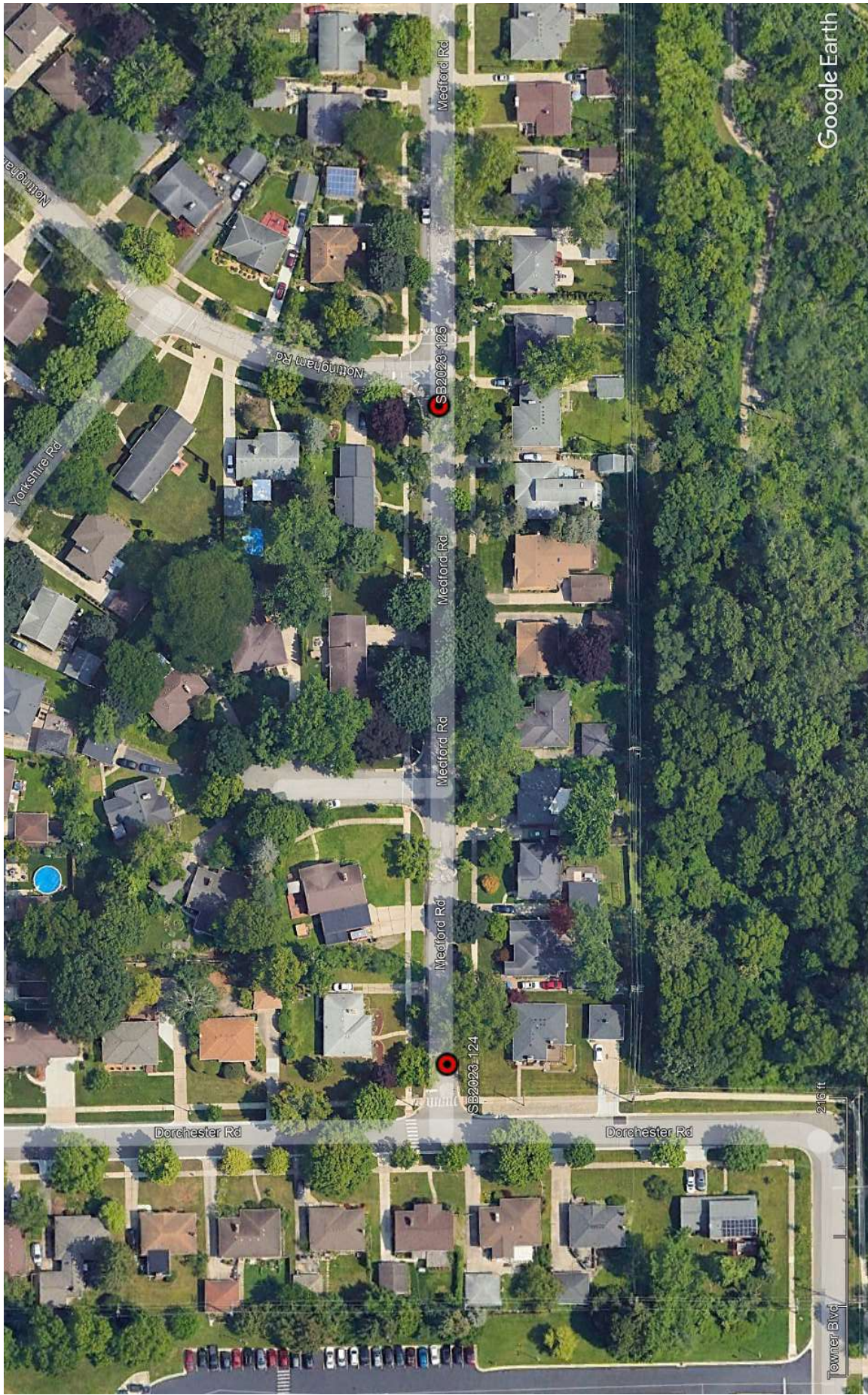
No Scale
Map Adapted from
Google Earth, 2023 ©

Figure 3: Soil Boring Location Map (Yorkshire Rd)

2023 Bundle 2 – Water Main Replacement
Yorkshire Rd, Ann Arbor, Michigan
MSG Project Number: 401.2300021.000

2365 Haggerty Road South
Canton, Michigan 48188
Tel: 734-397-3100
Fax: 734-397-3131
www.MannikSmithGroup.com






No Scale
 Map Adapted from
 Google Earth, 2023 ©

Figure 4.A: Soil Boring Location Map (Medford Rd/Ct)

2023 Bundle 2 – Water Main Replacement
 Medford Rd/Ct, Ann Arbor, Michigan
 MSG Project Number: 401.2300021.000

2365 Haggerty Road South
 Canton, Michigan 48188
 Tel: 734-397-3100
 Fax: 734-397-3131
 www.MannikSmithGroup.com





No Scale
Map Adapted from
Google Earth, 2023 ©

Figure 4.B: Soil Boring Location Map (Medford Rd/Ct)

2023 Bundle 2 – Water Main Replacement
Medford Rd/Ct, Ann Arbor, Michigan
MSG Project Number: 401.2300021.000

2365 Haggerty Road South
Canton, Michigan 48188
Tel: 734-397-3100
Fax: 734-397-3131
www.MannikSmithGroup.com



Figure 4_ Soil Boring Location Map Medford.docx

APPENDIX B
SOIL BORING LOGS





GENERAL SOIL SAMPLE NOTES

Unless noted, all terms utilized herein refer to the Standard Definitions presented in ASTM D653.

Standard Penetration Test (ASTM D1586): A 2.0-inch outside-diameter (O.D.), 1-3/8-inch inside-diameter (I.D.) split barrel sampler is driven into undisturbed soil by means of a 140-pound weight falling freely through a vertical distance of 30 inches. The sampler is normally driven three successive 6-inch increments. The total number of blows required for the final 12 inches of penetration is the Standard Penetration Resistance (N).

COHESIVE SOILS			COHESIONLESS SOILS	
Consistency	Approximate Range of N	Unconfined Compressive Strength (psf)	Density Classification	Approximate Range of N
Very Soft	0 – 1	Below 500	Very Loose	0 – 4
Soft	2 – 4	500 – 1,000	Loose	5 – 10
Medium Stiff	5 – 8	1,000 – 2,000	Medium Dense	11 – 30
Stiff	9 – 15	2,000 – 4,000	Dense	31 – 50
Very Stiff	16 – 30	4,000 – 8,000	Very Dense	Over 50
Hard	31 – 50	8,000 – 16,000		
Very Hard	Over 50	Over 16,000		

CLASSIFICATION

The major soil constituent is the principal noun, i.e. sand, silt, gravel. The second major soil constituent and other minor constituents are reported as follows:

Second Major Constituent (percent by weight)	Minor Constituents (percent by weight)
Trace – 1% to 11%	Trace – 1% to 11%
Adjective – 12% to 35% (clayey, silty, etc.)	Little – 12% to 22%
And – Over 35%	Some – 23% to 33%

PARTICLE SIZES

Boulders	- Greater than 12 inches (305 mm)
Cobbles	- 3 inches (76.2 mm) to 12 inches (305 mm)
Gravel:	Coarse - 3/4 inches (19.05 mm) to 3 inches (76.2 mm)
	Fine - No. 4 (4.75 mm) to 3/4 inches (19.05 mm)
Sand:	Coarse - No. 10 (2.00 mm) to No. 4 (4.75 mm)
	Medium - No. 40 (0.425 mm) to No. 10 (2.00 mm)
	Fine - No. 200 (0.074 mm) to No. 40 (0.425 mm)
Silt	- 0.005 mm to 0.074 mm
Clay	- Less than 0.005 mm

If clay content is sufficient so that clay dominates soil properties, clay becomes the principal noun with the other major soil constituent as modifier: i.e., silty clay. Other minor soil constituents may be included in accordance with the classification breakdown for cohesionless soils: i.e., silty clay, trace sand, little gravel.

If sand particle size is greater than 11% by weight of the total sample weight, the adjective (i.e., fine, medium or coarse) is added to the soil description for the sand portion of the sample, provided sand is the major or second major constituent.

SAMPLE DESIGNATIONS

AS	Auger Sample - directly from auger flight	ST	Shelby Tube Sample - 3-inch diameter unless otherwise noted
BS	Miscellaneous Samples - Bottle or Bag	PS	Piston Sample - 3-inch diameter unless otherwise noted
MC	Macro-Core Sample - 2.25-inch O.D., 1.75-inch I.D., 5 feet long polyethylene liner	RC	Rock Core - NX core unless otherwise noted
LB	Large-Bore (Micro-Core) Sample - 1-inch diameter, 2 feet long polyethylene liner	CS	CME Continuous Sample - 5 feet long, 3-inch diameter unless otherwise noted
SS	Split Spoon Sample - 1-inch or 2-inch O.D.	HA	Hand Auger
LS	Split Spoon (SS) Sampler with 3 feet long liner insert	DP	Drive Point
NR	No Recovery	CM	Coring Machine

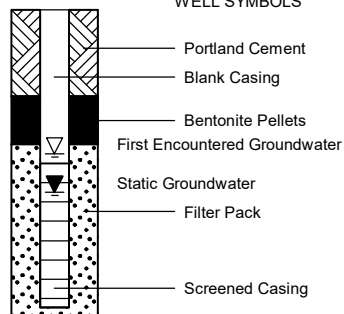
MAJOR DIVISIONS					TYPICAL NAMES
COARSE-GRAINED SOILS MORE THAN HALF IS COARSER THAN NO. 200 SIEVE	GRAVELS MORE THAN HALF COARSE FRACTION IS LARGER THAN NO. 4 SIEVE	CLEAN GRAVELS WITH LESS THAN 15% FINES	GW		WELL-GRADED GRAVELS WITH OR WITHOUT SAND
		GRAVELS WITH 15% OR MORE FINES	GP		POORLY-GRADED GRAVELS WITH OR WITHOUT SAND
			GM		SILTY GRAVELS WITH OR WITHOUT SAND
			GC		CLAYEY GRAVELS WITH OR WITHOUT SAND
	SANDS MORE THAN HALF COARSE FRACTION IS FINER THAN NO. 4 SIEVE SIZE	CLEAN SANDS WITH LESS THAN 15% FINES	SW		WELL-GRADED SANDS WITH OR WITHOUT GRAVEL
		SANDS WITH 15% OR MORE FINES	SP		POORLY-GRADED SANDS WITH OR WITHOUT GRAVEL
			SM		SILTY SANDS WITH OR WITHOUT GRAVEL
			SC		CLAYEY SANDS WITH OR WITHOUT GRAVEL
FINE-GRAINED SOILS MORE THAN HALF IS FINER THAN NO. 200 SIEVE	SILTS AND CLAYS LIQUID LIMIT 50% OR LESS		ML		INORGANIC SILTS OF LOW TO MEDIUM PLASTICITY WITH OR WITHOUT SAND OR GRAVEL
			CL		INORGANIC CLAYS OF LOW TO MEDIUM PLASTICITY WITH OR WITHOUT SAND OR GRAVEL
			OL		ORGANIC SILTS OR CLAYS OF LOW TO MEDIUM PLASTICITY WITH OR WITHOUT SAND OR GRAVEL
	SILTS AND CLAYS LIQUID LIMIT GREATER THAN 50%		MH		INORGANIC SILTS OF HIGH PLASTICITY WITH OR WITHOUT SAND OR GRAVEL
			CH		INORGANIC CLAYS OF HIGH PLASTICITY WITH OR WITHOUT SAND OR GRAVEL
			OH		ORGANIC SILTS OR CLAYS OF HIGH PLASTICITY WITH OR WITHOUT SAND OR GRAVEL
HIGHLY ORGANIC SOILS		PT		PEAT AND OTHER HIGHLY ORGANIC SOILS	

SYMBOLS KEY

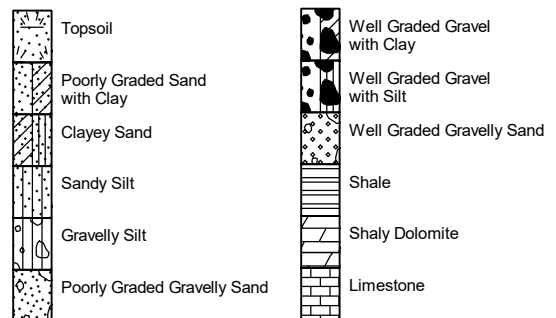
SAMPLE TYPES

- Grab Sample
- Rock Core
- Split Spoon sample, 1 inch or 2 inch outer-diameter.
- Shelby Tube sample - 3 inch diameter unless otherwise noted.

WELL SYMBOLS



OTHER MATERIAL SYMBOLS






The Mannik Smith Group, Inc.
 2365 Haggerty Road South, Canton, MI 48188
 ph: (734) 397-3100 fax: (734) 397-3131
 www.mannismithgroup.com

BOREHOLE NUMBER SB2023-120

Sheet 1 of 1

CLIENT City of Ann Arbor
PROJECT NUMBER 401.2300021.000
DATE STARTED 12-01-2023 **COMPLETED** 12-01-2023
DRILLING CONTRACTOR The Mannik & Smith Group, Inc.
DRILLING METHOD Direct Push
EQUIPMENT Geoprobe 3230DT **Operator** RS

PROJECT NAME 2023 Bundle 2 - Water Main Replacement
PROJECT LOCATION Independence Blvd., Ann Arbor, Michigan
POSITION Lat.: 42.253418° Long.: -83.713711°
GROUND ELEVATION 875.00 ft **FINAL DEPTH** 10.00 ft
LOGGED BY MW **CHECKED BY** AN
REMARKS



LEGEND:

- ▽ AT TIME OF DRILLING _____
- ▼ AT END OF DRILLING _____
- ▽ AFTER DRILLING _____



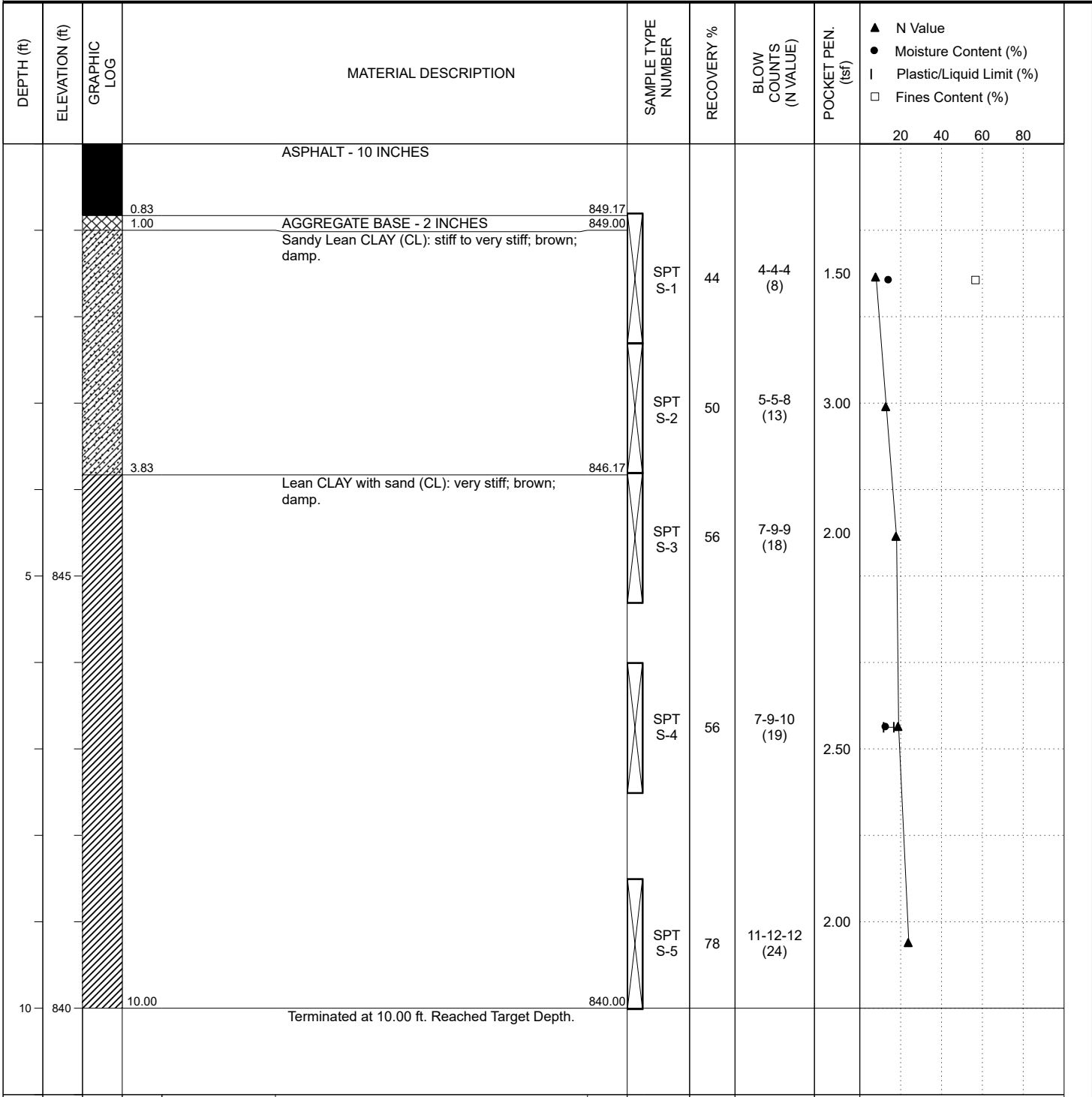
The Mannik Smith Group, Inc.
 2365 Haggerty Road South, Canton, MI 48188
 ph: (734) 397-3100 fax: (734) 397-3131
 www.mannismithgroup.com

BOREHOLE NUMBER SB2023-121

Sheet 1 of 1

CLIENT City of Ann Arbor
PROJECT NUMBER 401.2300021.000
DATE STARTED 12-01-2023 **COMPLETED** 12-01-2023
DRILLING CONTRACTOR The Mannik & Smith Group, Inc.
DRILLING METHOD Direct Push
EQUIPMENT Geoprobe 3230DT **Operator** RS

PROJECT NAME 2023 Bundle 2 - Water Main Replacement
PROJECT LOCATION Independence Blvd., Ann Arbor, Michigan
POSITION Lat.: 42.254446° Long.: -83.712588°
GROUND ELEVATION 850.00 ft **FINAL DEPTH** 10.00 ft
LOGGED BY MW **CHECKED BY** AN
REMARKS



LEGEND:

- ▽ AT TIME OF DRILLING _____
- ▼ AT END OF DRILLING _____
- ▽ AFTER DRILLING _____



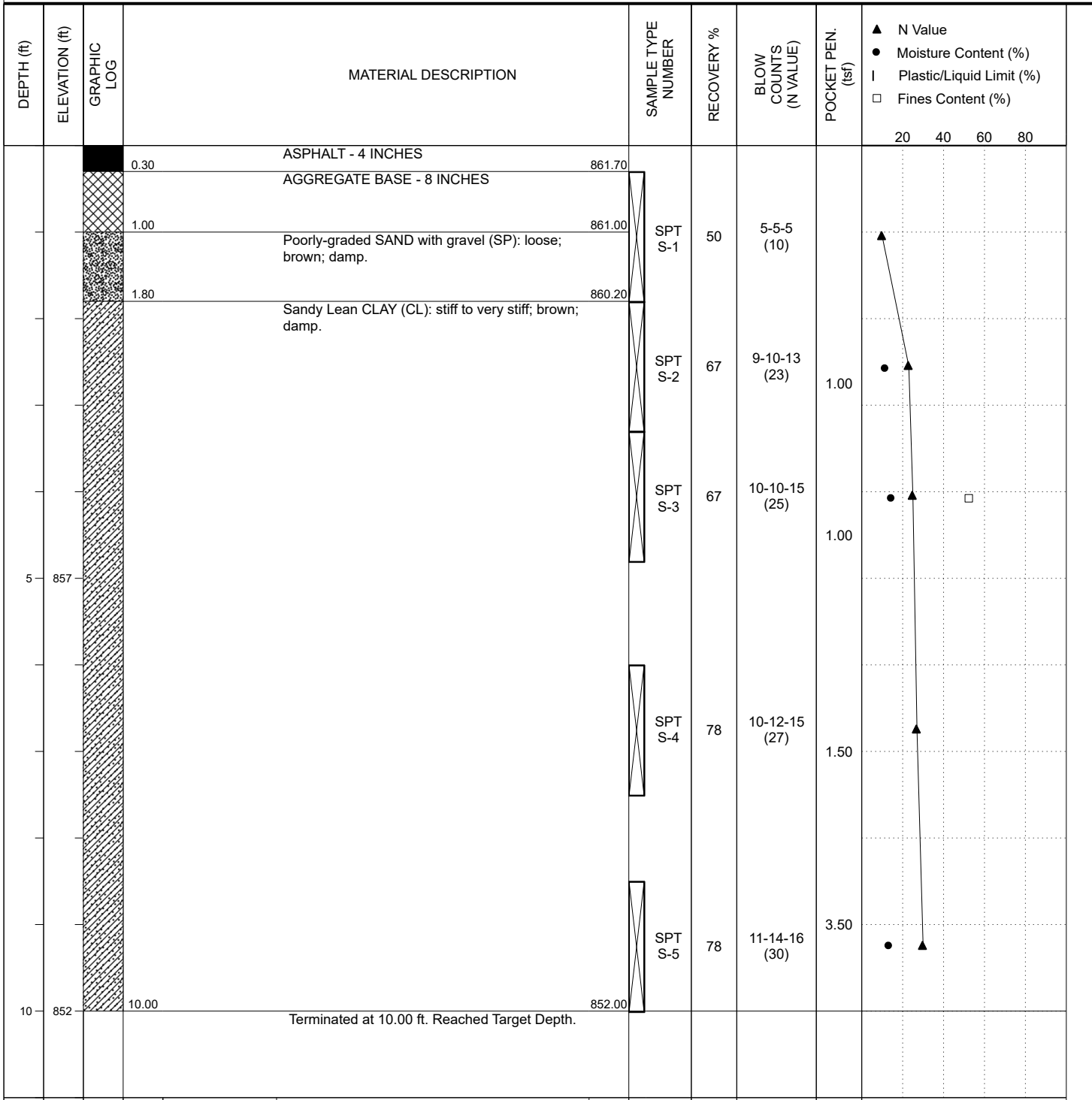
The Mannik Smith Group, Inc.
 2365 Haggerty Road South, Canton, MI 48188
 ph: (734) 397-3100 fax: (734) 397-3131
 www.mannismithgroup.com

BOREHOLE NUMBER SB2023-122

Sheet 1 of 1

CLIENT City of Ann Arbor
PROJECT NUMBER 401.2300021.000
DATE STARTED 12-01-2023 **COMPLETED** 12-01-2023
DRILLING CONTRACTOR The Mannik & Smith Group, Inc.
DRILLING METHOD Direct Push
EQUIPMENT Geoprobe 3230DT **Operator** RS

PROJECT NAME 2023 Bundle 2 - Water Main Replacement
PROJECT LOCATION Yorkshire Rd., Ann Arbor, Michigan
POSITION Lat.: 42.252548° Long.: -83.712285°
GROUND ELEVATION 862.00 ft **FINAL DEPTH** 10.00 ft
LOGGED BY MW **CHECKED BY** AN
REMARKS



LEGEND:

- ▽ AT TIME OF DRILLING _____
- ▼ AT END OF DRILLING _____
- ▽ AFTER DRILLING _____



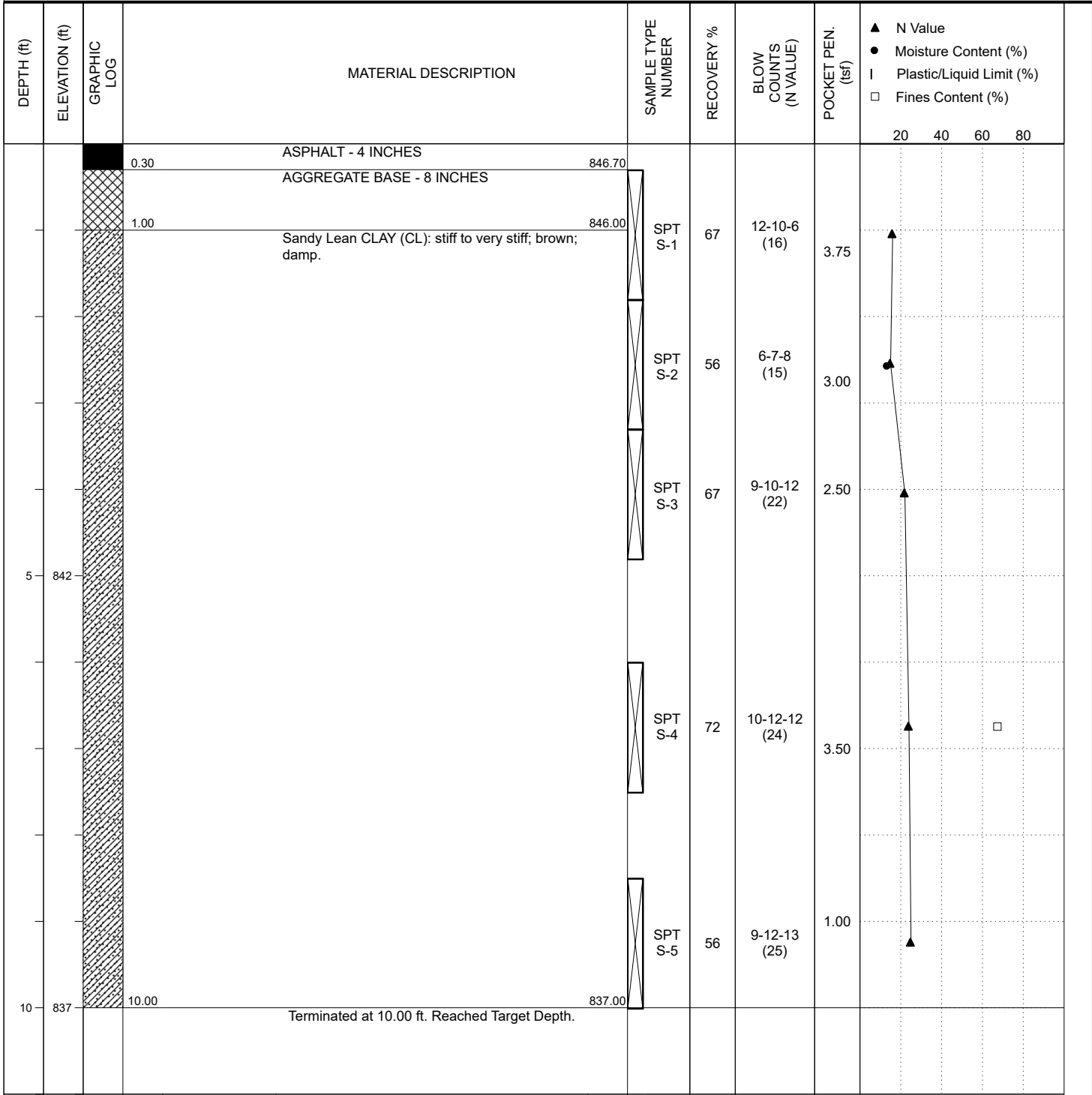
The Mannik Smith Group, Inc.
 2365 Haggerty Road South, Canton, MI 48188
 ph: (734) 397-3100 fax: (734) 397-3131
 www.mannismithgroup.com

BOREHOLE NUMBER SB2023-123

Sheet 1 of 1

CLIENT City of Ann Arbor
PROJECT NUMBER 401.2300021.000
DATE STARTED 12-01-2023 **COMPLETED** 12-01-2023
DRILLING CONTRACTOR The Mannik & Smith Group, Inc.
DRILLING METHOD Direct Push
EQUIPMENT Geoprobe 7822DT **Operator** JDF

PROJECT NAME 2023 Bundle 2 - Water Main Replacement
PROJECT LOCATION Yorkshire Rd., Ann Arbor, Michigan
POSITION Lat.: 42.253855° Long.: -83.711949°
GROUND ELEVATION 847.00 ft **FINAL DEPTH** 10.00 ft
LOGGED BY BM **CHECKED BY** AN
REMARKS



LEGEND:

- ▽ AT TIME OF DRILLING _____
- ▼ AT END OF DRILLING _____
- ▽ AFTER DRILLING _____



The Mannik Smith Group, Inc.
 2365 Haggerty Road South, Canton, MI 48188
 ph: (734) 397-3100 fax: (734) 397-3131
 www.mannismithgroup.com

BOREHOLE NUMBER SB2023-124

Sheet 1 of 1

CLIENT City of Ann Arbor
PROJECT NUMBER 401.2300021.000
DATE STARTED 11-30-2023 **COMPLETED** 11-30-2023
DRILLING CONTRACTOR The Mannik & Smith Group, Inc.
DRILLING METHOD Direct Push
EQUIPMENT Geoprobe 7822DT **Operator** JDF

PROJECT NAME 2023 Bundle 2 - Water Main Replacement
PROJECT LOCATION Medford Rd./Ct., Ann Arbor, Michigan
POSITION Lat.: 42.252658° Long.: -83.710727°
GROUND ELEVATION 848.00 ft **FINAL DEPTH** 3.50 ft
LOGGED BY BM **CHECKED BY** AN
REMARKS _____

DEPTH (ft)	ELEVATION (ft)	GRAPHIC LOG	MATERIAL DESCRIPTION	SAMPLE TYPE NUMBER	RECOVERY %	BLOW COUNTS (N VALUE)	POCKET PEN. (tsf)	▲ N Value ● Moisture Content (%) Plastic/Liquid Limit (%) □ Fines Content (%)
			ASPHALT - 6 INCHES					
	0.50		847.50					
			AGGREGATE BASE - 12 INCHES					
	1.50		846.50	SPT S-1	89	6-7-8 (15)		
			Sandy Lean CLAY (CL): stiff to very stiff; brown; damp.					
	3.50		844.50	SPT S-2	89	4-4-5 (9)	3.50	
			Terminated at 3.50 ft. Reached Target Depth .					
5	843							
10	838							

LEGEND:

- ▽ AT TIME OF DRILLING _____
- ▼ AT END OF DRILLING _____
- ▽ AFTER DRILLING _____



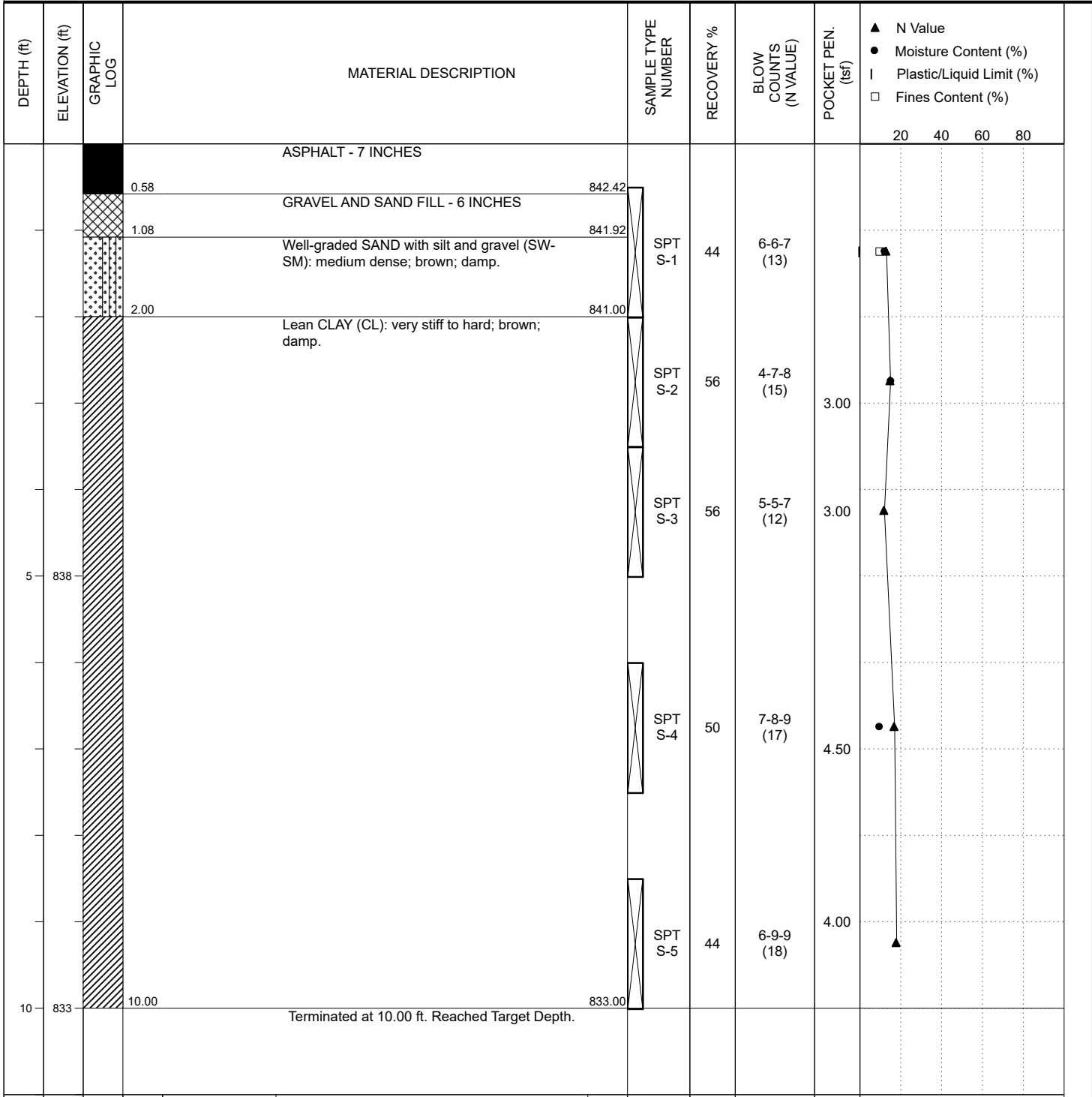
The Mannik Smith Group, Inc.
 2365 Haggerty Road South, Canton, MI 48188
 ph: (734) 397-3100 fax: (734) 397-3131
 www.mannismithgroup.com

BOREHOLE NUMBER SB2023-125

Sheet 1 of 1

CLIENT City of Ann Arbor
PROJECT NUMBER 401.2300021.000
DATE STARTED 11-30-2023 **COMPLETED** 11-30-2023
DRILLING CONTRACTOR The Mannik & Smith Group, Inc.
DRILLING METHOD Direct Push
EQUIPMENT Geoprobe 7822DT **Operator** JDF

PROJECT NAME 2023 Bundle 2 - Water Main Replacement
PROJECT LOCATION Medford Rd./Ct., Ann Arbor, Michigan
POSITION Lat.: 42.254057° Long.: -83.710785°
GROUND ELEVATION 843.00 ft **FINAL DEPTH** 10.00 ft
LOGGED BY BM **CHECKED BY** AN
REMARKS



LEGEND:

- ▽ AT TIME OF DRILLING _____
- ▼ AT END OF DRILLING _____
- ▽ AFTER DRILLING _____



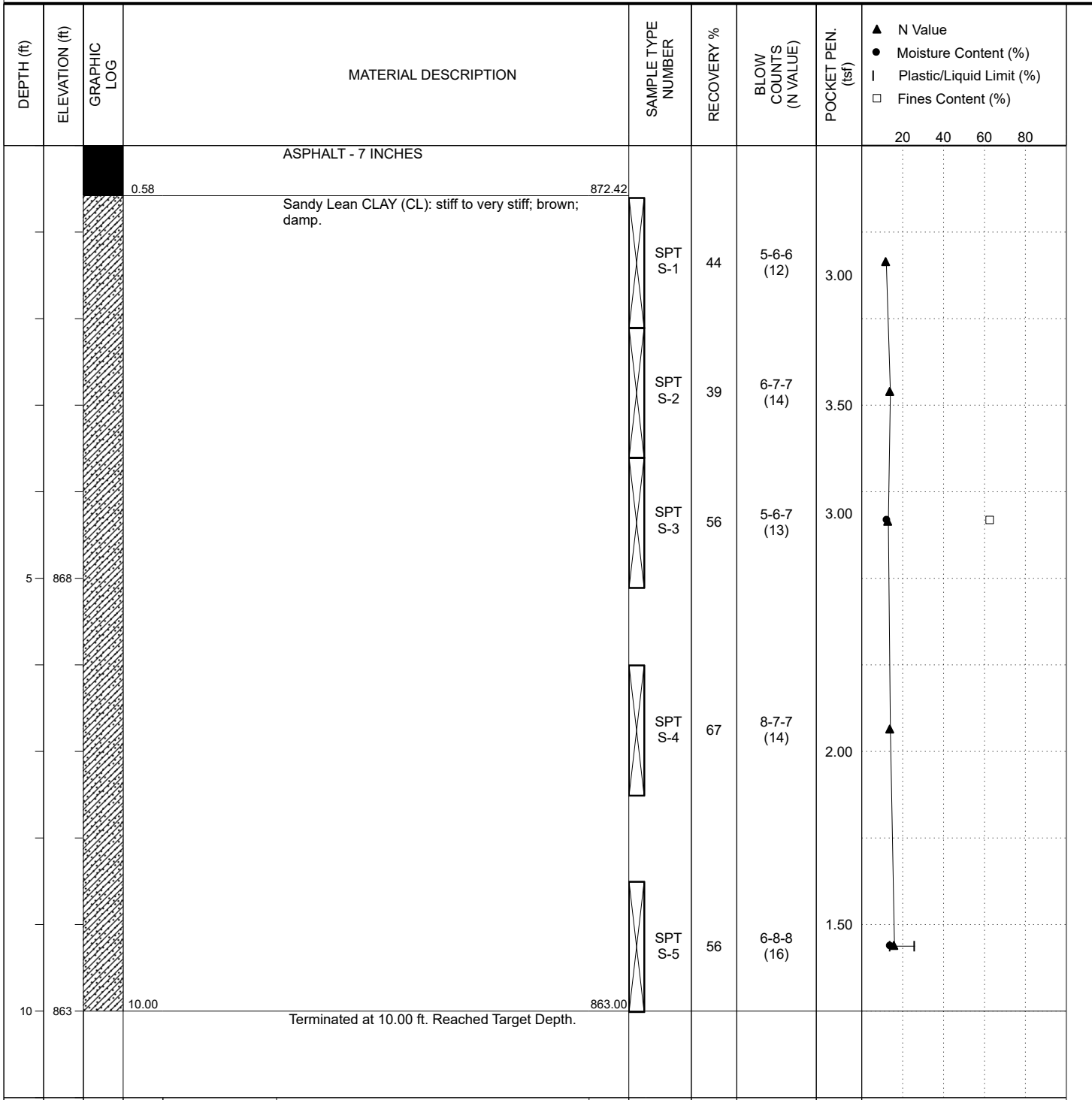
The Mannik Smith Group, Inc.
 2365 Haggerty Road South, Canton, MI 48188
 ph: (734) 397-3100 fax: (734) 397-3131
 www.mannismithgroup.com

BOREHOLE NUMBER SB2023-126

Sheet 1 of 1

CLIENT City of Ann Arbor
PROJECT NUMBER 401.2300021.000
DATE STARTED 12-01-2023 **COMPLETED** 12-01-2023
DRILLING CONTRACTOR The Mannik & Smith Group, Inc.
DRILLING METHOD Direct Push
EQUIPMENT Geoprobe 7822DT **Operator** JDF

PROJECT NAME 2023 Bundle 2 - Water Main Replacement
PROJECT LOCATION Medford Rd./Ct., Ann Arbor, Michigan
POSITION Lat.: 42.255397° Long.: -83.710811°
GROUND ELEVATION 873.00 ft **FINAL DEPTH** 10.00 ft
LOGGED BY JH **CHECKED BY** AN
REMARKS



LEGEND:

- ▽ AT TIME OF DRILLING _____
- ▼ AT END OF DRILLING _____
- ▽ AFTER DRILLING _____



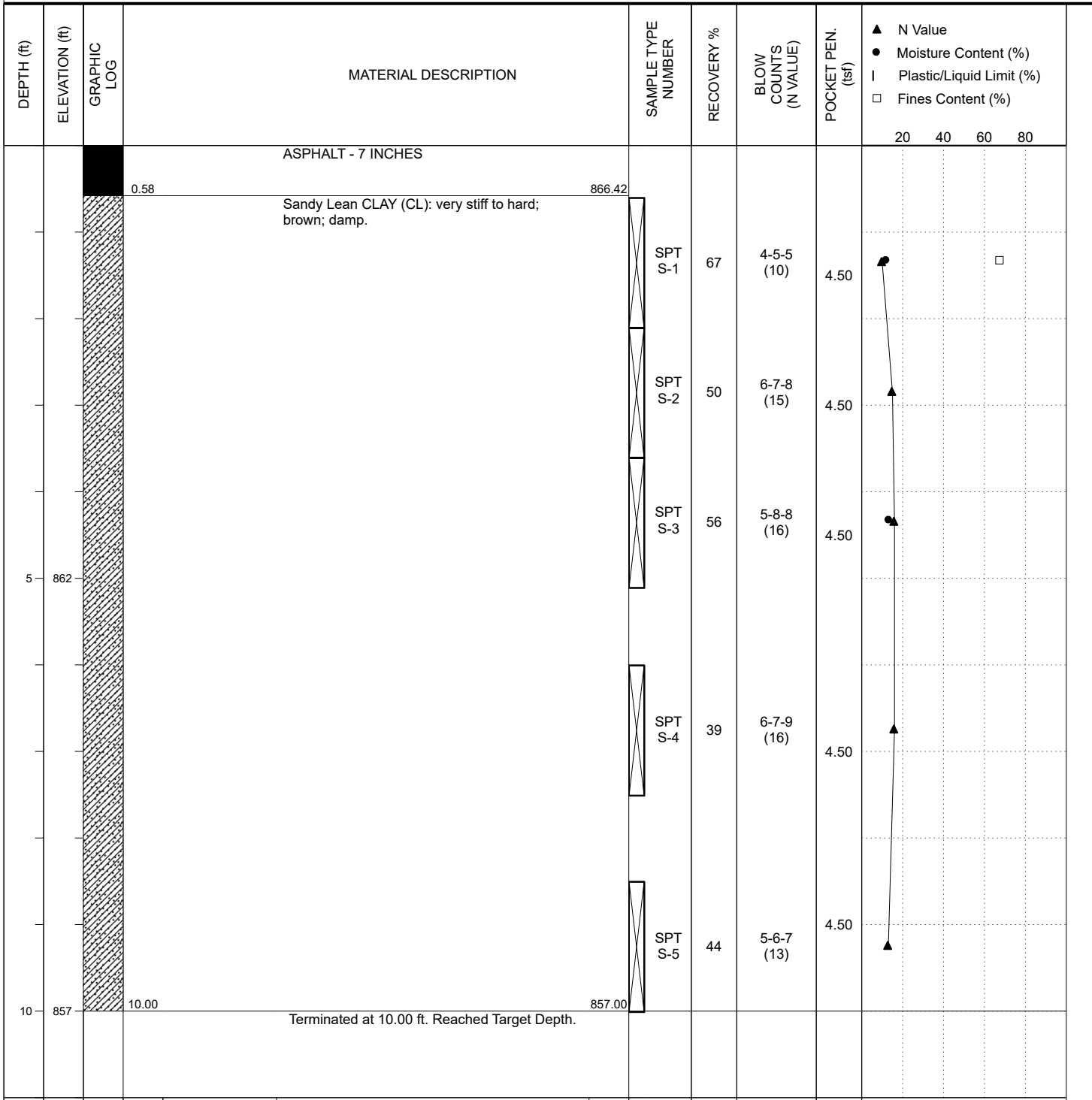
The Mannik Smith Group, Inc.
 2365 Haggerty Road South, Canton, MI 48188
 ph: (734) 397-3100 fax: (734) 397-3131
 www.mannismithgroup.com

BOREHOLE NUMBER SB2023-127

Sheet 1 of 1

CLIENT City of Ann Arbor
PROJECT NUMBER 401.2300021.000
DATE STARTED 12-01-2023 **COMPLETED** 12-01-2023
DRILLING CONTRACTOR The Mannik & Smith Group, Inc.
DRILLING METHOD Direct Push
EQUIPMENT Geoprobe 7822DT **Operator** JDF

PROJECT NAME 2023 Bundle 2 - Water Main Replacement
PROJECT LOCATION Medford Rd./Ct., Ann Arbor, Michigan
POSITION Lat.: 42.256492° Long.: -83.710949°
GROUND ELEVATION 867.00 ft **FINAL DEPTH** 10.00 ft
LOGGED BY JH **CHECKED BY** AN
REMARKS



LEGEND:

- ▽ AT TIME OF DRILLING _____
- ▼ AT END OF DRILLING _____
- ▽ AFTER DRILLING _____



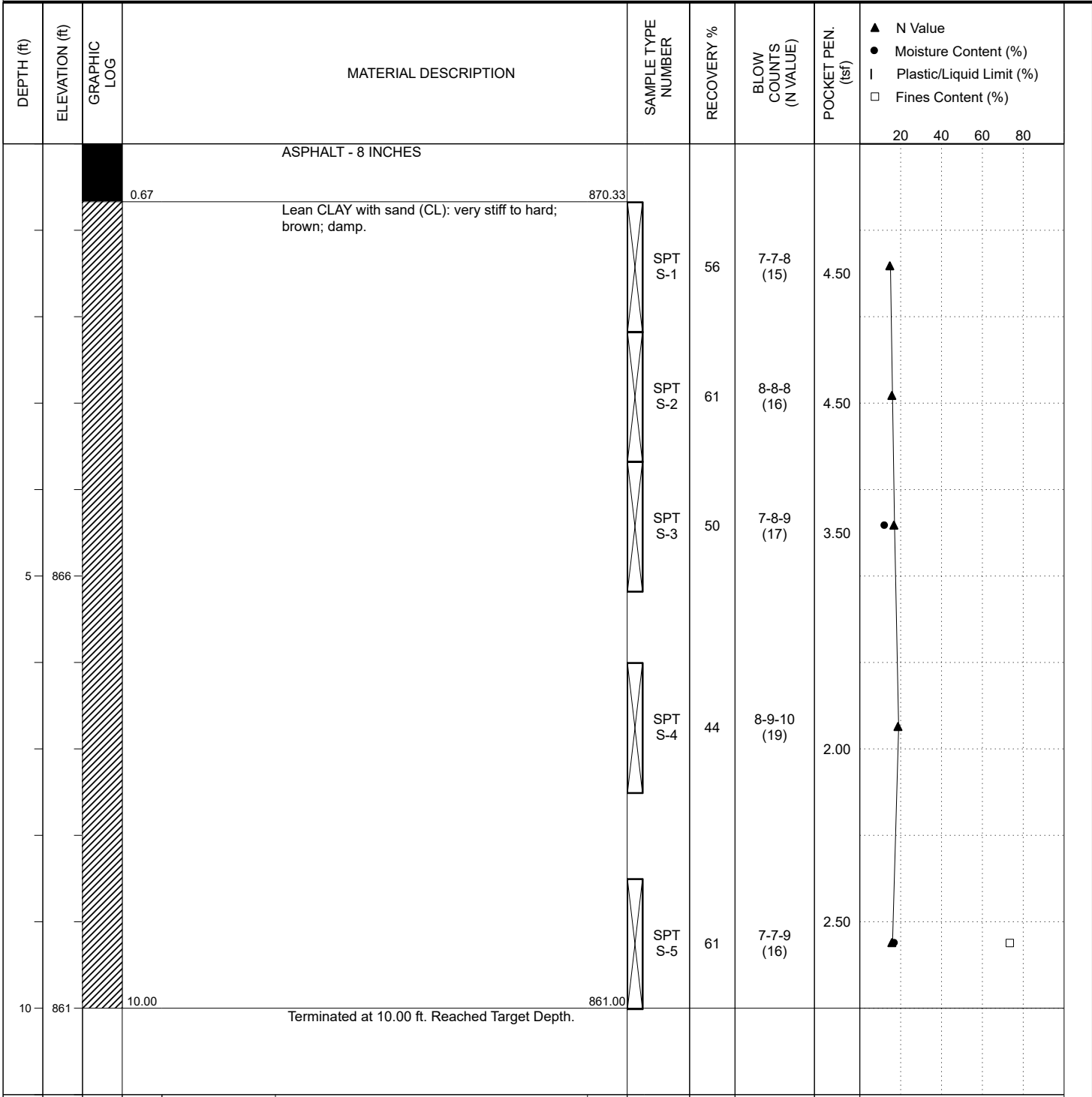
The Mannik Smith Group, Inc.
 2365 Haggerty Road South, Canton, MI 48188
 ph: (734) 397-3100 fax: (734) 397-3131
 www.mannismithgroup.com

BOREHOLE NUMBER SB2023-128

Sheet 1 of 1

CLIENT City of Ann Arbor
PROJECT NUMBER 401.2300021.000
DATE STARTED 12-01-2023 **COMPLETED** 12-01-2023
DRILLING CONTRACTOR The Mannik & Smith Group, Inc.
DRILLING METHOD Direct Push
EQUIPMENT Geoprobe 7822DT **Operator** JDF

PROJECT NAME 2023 Bundle 2 - Water Main Replacement
PROJECT LOCATION Medford Rd./Ct., Ann Arbor, Michigan
POSITION Lat.: 42.255212° Long.: -83.711308°
GROUND ELEVATION 871.00 ft **FINAL DEPTH** 10.00 ft
LOGGED BY JH **CHECKED BY** AN
REMARKS



LEGEND:

- ▽ AT TIME OF DRILLING _____
- ▼ AT END OF DRILLING _____
- ▽ AFTER DRILLING _____

APPENDIX C
LABORATORY TEST RESULTS





LABORATORY TEST PROCEDURES

A brief description of the most common laboratory tests performed at the Geotechnical Engineering Laboratory at the Mannik Smith Group is provided in the following sections.

DESCRIPTION OF SOILS (VISUAL-MANUAL PROCEDURE) (ASTM D2488)

The visual classification of soil samples are performed in accordance with ASTM D2488 standard. Our engineers use this test method to describe each soil sample using visual examination and simple manual tests. Visual classification helps grouping similar soil samples so that only a minimum number of laboratory tests are required for positive soil classification.

POCKET PENETROMETER

In the pocket penetrometer test, the unconfined compressive strength of a cohesive soil sample is estimated by measuring the resistance of the sample to the penetration of a small, calibrated spring-loaded cylinder. The maximum capacity of the penetrometer is 4.5 tons per square foot.

NATURAL MOISTURE CONTENT (ASTM D2216)

Natural moisture content represents the ratio of the weight of water in a given amount of soil to the weight of solid particles. Natural moisture content is expressed as a percentage (%). In this test method the water content is measured in the laboratory by noting the weight loss after drying the soil at specific temperature for 24 hours.

ATTERBERG LIMITS (ASTM D4318)

The Atterberg Limits test is performed in accordance with ASTM D4318. Liquid Limit (LL), Plastic Limit (PL) and Plasticity Index (PI) of the soil sample are determined using this test method. The Liquid Limit is the moisture content at which the soil begins to behave as a liquid material and starts to flow. The Plastic Limit is the moisture content at which the soil changes from plastic to semi-solid stage. The Plasticity Index ($PI = LL - PL$) is the range of moisture content at which the soil is in a plastic stage. Typically, a soil's potential for volume change increases with increase of plasticity indices.

PARTICLE SIZE ANALYSIS (ASTM D421, D422 and D1140)

These tests are performed to determine the partial soil particle size distribution. The soil sample is prepared according to ASTM D421 test method. The amount of material finer than the openings on the No. 200 sieve (0.075 mm) is determined by wash sieve method according to ASTM D1140. The hydrometer test is used to determine particle size distribution of material finer than 0.075 mm according to ASTM D422 test method.

STANDARD PROCTOR COMPACTION TEST (ASTM D698)

The Standard Proctor compaction test is used to determine maximum dry density and optimum moisture content of the soil sample. In this test, the soil is compacted in the Proctor mold in three lifts of equal volume using a standard effort by the free falling of a 5.5 lb rammer from 12 inches above soil surface. The test procedure is repeated on samples at several different moisture contents and a parabolic graph showing the relationship between moisture content and dry density of the soil is established. The maximum dry unit weight of the compacted sample and the respective moisture content is reported as maximum dry density and optimum moisture content of the soil sample.

MODIFIED PROCTOR COMPACTION TEST (ASTM D1557)

Modified Proctor compaction is similar to the Standard Proctor test. In this test, the soil is compacted in the Proctor mold in five lifts of equal volume using a standard effort by the free falling of a 10 lb rammer from 18 inches above the soil surface. The maximum dry unit weight of the compacted sample and the respective moisture content is reported as maximum dry density and optimum moisture content of the soil sample.

LABORATORY CALIFORNIA BEARING RATIO (ASTM D1883)

The CBR value is the ratio of forces required for 0.1-inch penetration of a 2-inch diameter circular plunger at the rate of 0.05 inch/min into a compacted soil sample compared to the same penetration in a certain standard crushed stone.

LOSS ON IGNITION TEST (LOI) (ASTM D2974)

LOI tests are performed on peat or suspected organic soils. An oven-dried sample is ignited in a furnace at 440°C (Method C) or 750°C (Method D). The ash content of the soil sample is determined as a percentage of the weight of the oven-dried sample. The organic content is the loss of weight due to ignition and reported as a percentage of the weight of the oven-dried sample.

ONE-DIMENSIONAL CONSOLIDATION TEST (ASTM D2435)

The consolidation test data is used to estimate the magnitude and rate of both differential and total settlement of a structure. A one-dimensional consolidation test is performed in a consolidation ring that does not allow lateral displacement of the sample. The sample is subjected to various vertical loading and unloading cycles. The deformation of the sample due to loading and unloading is recorded and used for the plotting a void ratio-applied pressure graph. The pre-consolidation pressure for the soil can also be determined from this test.



UNCONFINED COMPRESSION TEST ON ROCK SAMPLES (ASTM D7012)

In the unconfined compression test, the unconfined compressive strength (q_u) of a rock sample is estimated by measuring the resistance of the sample in compression when an axial loading is applied to the cylindrical specimen (with a height to diameter ratio of approximately 2) to reach the failure condition.

UNCONFINED COMPRESSION TEST ON SOIL SAMPLES (ASTM D2166)

In the unconfined compression test, the unconfined compressive strength (q_u) of a cohesive soil sample is estimated by measuring the resistance of the sample in compression when an axial loading is applied to the cylindrical specimen (with a height to diameter ratio of 2 to 2.5) to reach the failure condition or 15 percent (%) of axial deformation, whichever is secured first.

UNCONSOLIDATED-UNDRAINED (UU) TRIAXIAL COMPRESSION TEST (ASTM D2850)

Triaxial Shear tests are used to determine the shear strength of soil samples under various loading conditions. The test is performed on a relatively undisturbed sample extruded from a Shelby tube. In this test method, fluid flow is not permitted into or out of the soil specimen as the load is applied (undrained condition), therefore pore pressure builds up in the sample. The compressive strength of a soil is determined in terms of the total stress. The various confining pressures help determining the shear strength of the soil at different depths.

CONSOLIDATED-UNDRAINED (CU) TRIAXIAL COMPRESSION TEST (ASTM D4767)

The shear characteristics of cohesive samples (collected from relatively undisturbed sample extruded from a Shelby tube) are measured in this test under undrained conditions. This test represents field conditions where fully consolidated soils under one set of stresses are subjected to a sudden change in stress without sufficient time for further consolidation (undrained condition). The data from this test is used to analyze the shear strength parameters of the soil at different depths. The compressive strength of a soil is reported in terms of the effective stress.

WATER SOLUBLE SULFATE, RESISTIVITY AND PH

To evaluate the corrosion potential of the site, MSG performs sulfates (Ohio DOT Supplement 1122), resistivity (ASTM G187), and pH tests (ASTM D4972) on select soil samples.

SPECIFIC GRAVITY (ASTM D854)

Specific gravity is defined as the ratio of the unit weight of soil solids only to unit weight of water at a specific temperature. MSG performs specific gravity tests for soils according to ASTM D854 test procedure.

PERMEABILITY (ASTM D2434 and ASTM D5084)

This test method covers laboratory measurements of the hydraulic conductivity (the coefficient of permeability) of water-saturated granular and cohesive materials. MSG performs multiple methods for permeability tests according to ASTM D2434 and ASTM D5084.

DIRECT SHEAR TEST (ASTM D3080)

The direct shear tests are performed to determine the maximum and residual shear strength. A horizontal load is applied at a constant rate of strain. The soil sample is placed in a box where the lower half of the box is mounted on rollers and is pushed forward at a uniform rate by a motorized apparatus. The upper half of the box bears against a steel proving ring, the deformation of which is shown on a dial gauge indicating the shear force. The various information that can be obtained from the results includes the maximum (peak) shear strength and the ultimate (residual) shear strength.



The Mannik & Smith Group, Inc.
 2365 Haggerty Road South, Canton, MI 48188
 ph: (734) 397-3100 fax: (734) 397-3131
 www.manniksmithgroup.com

SUMMARY OF LABORATORY RESULTS



CLIENT City of Ann Arbor

PROJECT NAME 2023 Bundle 2 - Water Main Replacement

PROJECT NUMBER 401.2300021.000

PROJECT LOCATION Independence Blvd., Ann Arbor, Michigan

Boring No. / Sample No.	Depth	Liquid Limit	Plastic Limit	Plasticity Index	Maximum Size (mm)	%<#200 Sieve	Classification	Water Content (%)	Bulk Density (pcf)	Saturation (%)	Specific Gravity
SB2023-120 / SS-1	0.5							16.0			
SB2023-120 / SS-4	6.0				2	73		16.7	136.3		
SB2023-121 / SS-1	0.8				9.525	57		14.2	136.5		
SB2023-121 / SS-4	6.0	17	12	5				12.8			



The Mannik & Smith Group, Inc.
 2365 Haggerty Road South, Canton, MI 48188
 ph: (734) 397-3100 fax: (734) 397-3131
 www.manniksmithgroup.com

GRAIN SIZE DISTRIBUTION

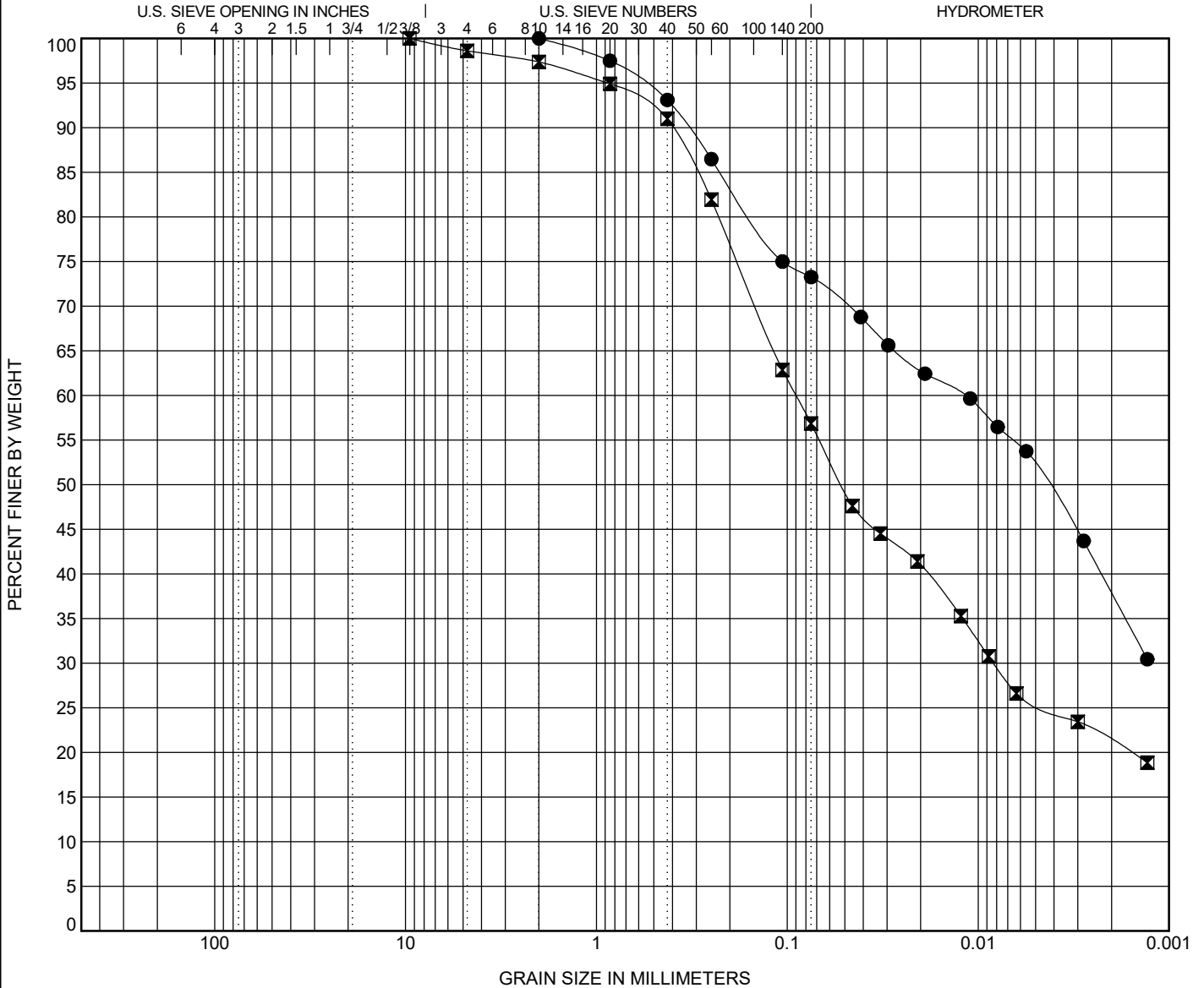


CLIENT City of Ann Arbor

PROJECT NAME 2023 Bundle 2 - Water Main Replacement

PROJECT NUMBER 401.2300021.000

PROJECT LOCATION Independence Blvd., Ann Arbor, Michigan



COBBLES	GRAVEL		SAND			SILT OR CLAY
	coarse	fine	coarse	medium	fine	

Specimen Identification			Classification				LL	PL	PI	Cc	Cu
●	SB2023-120 / SS-4	6.0									
☒	SB2023-121 / SS-1	0.8									
Specimen Identification			D100	D60	D30	D10	%Gravel	%Sand	%Silt	%Clay	
●	SB2023-120 / SS-4	6.0	2	0.012			0.0	26.7	35.4	37.9	
☒	SB2023-121 / SS-1	0.8	9.525	0.09	0.008		1.4	41.8	35.6	21.2	

GRAIN SIZE - GINT STD US LAB.GDT - 1/31/24 15:20 - C:\USERS\KBROWN\DESKTOP\GINT SOIL BORING LOGS.GPJ



The Mannik & Smith Group, Inc.
 2365 Haggerty Road South, Canton, MI 48188
 ph: (734) 397-3100 fax: (734) 397-3131
 www.manniksmithgroup.com

UNCONFINED COMPRESSION TEST

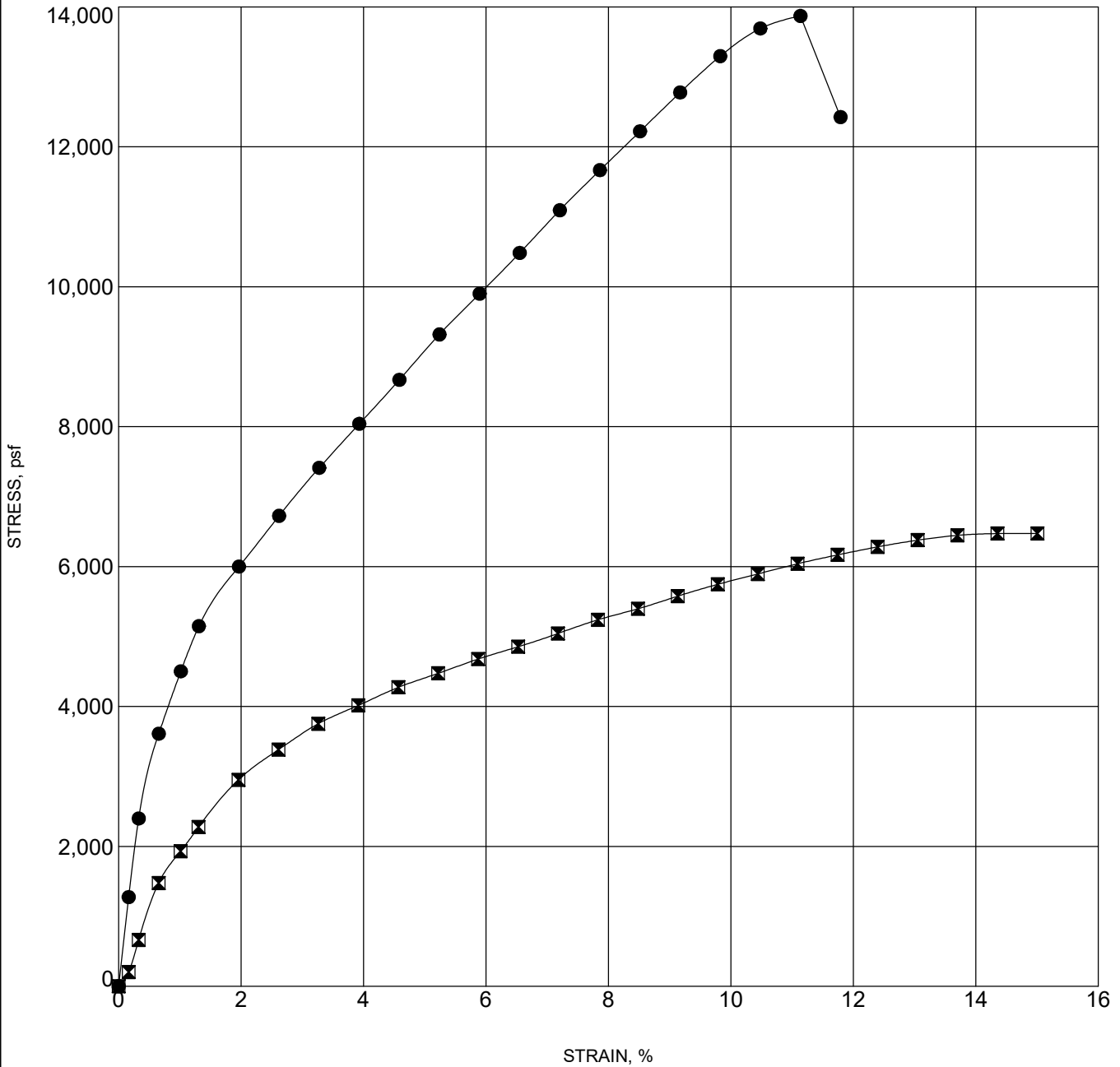


CLIENT City of Ann Arbor

PROJECT NAME 2023 Bundle 2 - Water Main Replacement

PROJECT NUMBER 401.2300021.000

PROJECT LOCATION Independence Blvd., Ann Arbor, Michigan



UNCONFINED - GINT STD US LAB.GDT - 1/31/24 15:22 - C:\USERS\KEBROWN\DESKTOP\GINT SOIL BORING LOGS.GPJ

Specimen Identification	Classification	UCS (psf)	γ_d	MC%
● SB2023-120 / SS-4 6.0		13872	117	17
◻ SB2023-121 / SS-1 0.8		6472	120	14



The Mannik & Smith Group, Inc.
 2365 Haggerty Road South, Canton, MI 48188
 ph: (734) 397-3100 fax: (734) 397-3131
 www.manniksmithgroup.com

SUMMARY OF LABORATORY RESULTS



CLIENT City of Ann Arbor

PROJECT NAME 2023 Bundle 2 - Water Main Replacement

PROJECT NUMBER 401.2300021.000

PROJECT LOCATION Yorkshire Rd., Ann Arbor, Michigan

Boring No. / Sample No.	Depth	Liquid Limit	Plastic Limit	Plasticity Index	Maximum Size (mm)	%<#200 Sieve	Classification	Water Content (%)	Bulk Density (pcf)	Saturation (%)	Specific Gravity
SB2023-122 / SS-2	1.8							11.5			
SB2023-122 / SS-3	3.3				19	53		14.5			
SB2023-122 / SS-5	8.5							13.3			
SB2023-123 / SS-2	1.8							13.4			
SB2023-123 / SS-4	6.0				19	68					



The Mannik & Smith Group, Inc.
 2365 Haggerty Road South, Canton, MI 48188
 ph: (734) 397-3100 fax: (734) 397-3131
 www.manniksmithgroup.com

GRAIN SIZE DISTRIBUTION

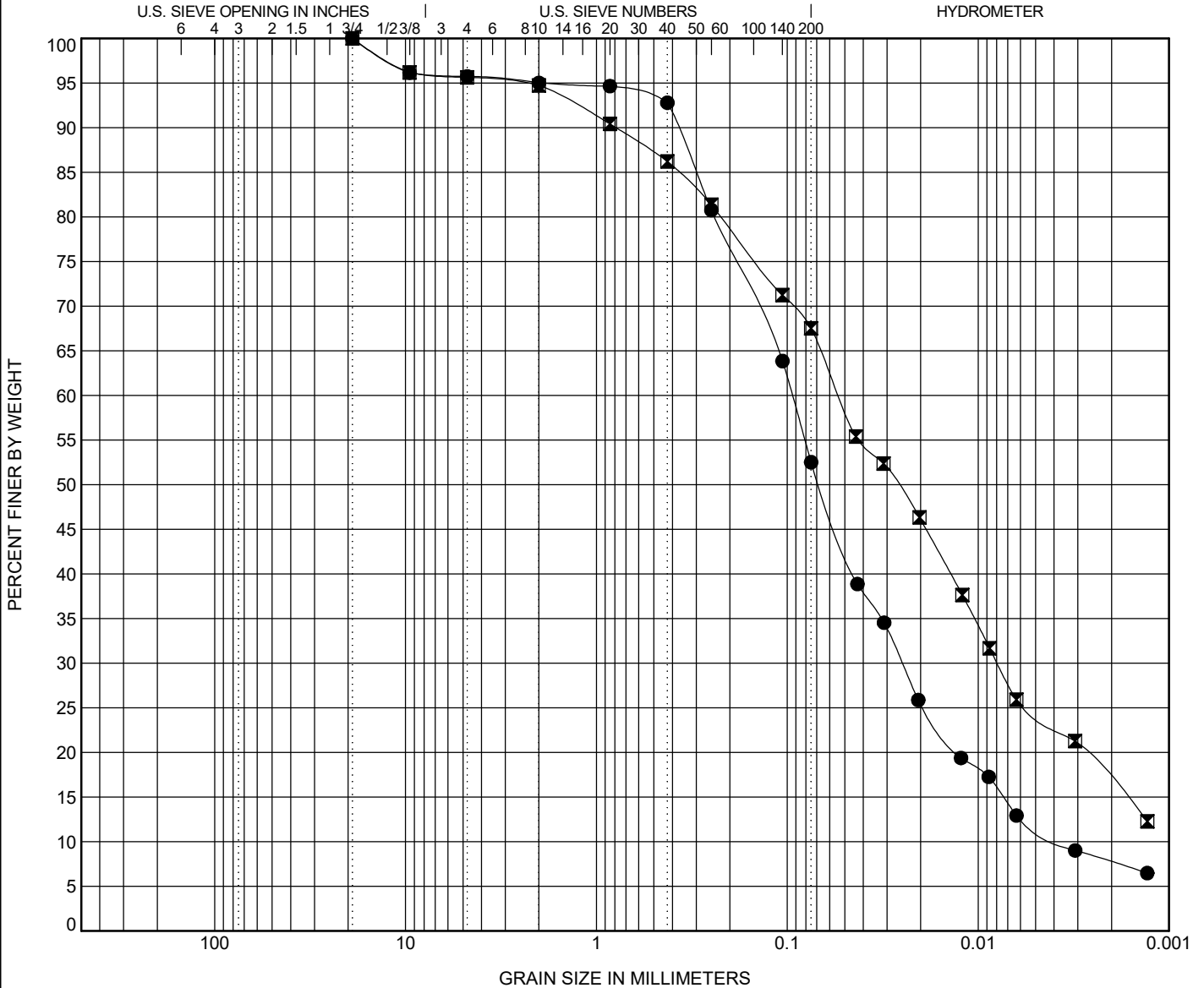


CLIENT City of Ann Arbor

PROJECT NAME 2023 Bundle 2 - Water Main Replacement

PROJECT NUMBER 401.2300021.000

PROJECT LOCATION Yorkshire Rd., Ann Arbor, Michigan



COBBLES	GRAVEL		SAND			SILT OR CLAY
	coarse	fine	coarse	medium	fine	

Specimen Identification		Classification					LL	PL	PI	Cc	Cu
●	SB2023-122 / SS-3	3.3								1.80	25.42
☒	SB2023-123 / SS-4	6.0									
Specimen Identification		D100	D60	D30	D10	%Gravel	%Sand	%Silt	%Clay		
●	SB2023-122 / SS-3	3.3	19	0.094	0.025	0.004	4.3	43.2	44.8	7.7	
☒	SB2023-123 / SS-4	6.0	19	0.054	0.008		4.4	28.1	50.8	16.7	

GRAIN SIZE - GINT STD US LAB.GDT - 1/31/24 16:21 - C:\USERS\KBROWN\DESKTOP\GINT SOIL BORING LOGS.GPJ



The Mannik & Smith Group, Inc.
 2365 Haggerty Road South, Canton, MI 48188
 ph: (734) 397-3100 fax: (734) 397-3131
 www.manniksmithgroup.com

SUMMARY OF LABORATORY RESULTS



CLIENT City of Ann Arbor

PROJECT NAME 2023 Bundle 2 - Water Main Replacement

PROJECT NUMBER 401.2300021.000

PROJECT LOCATION Medford Rd./Ct., Ann Arbor, Michigan

Boring No. / Sample No.	Depth	Liquid Limit	Plastic Limit	Plasticity Index	Maximum Size (mm)	%<#200 Sieve	Classification	Water Content (%)	Bulk Density (pcf)	Saturation (%)	Specific Gravity
SB2023-124 / SS-2	2.0				9.525	59		11.2	139.1		
SB2023-125 / SS-1	0.5	NP	NP	NP	25	10	SW-SM	12.3			
SB2023-125 / SS-2	2.0							15.3			
SB2023-125 / SS-4	6.0							9.7	142.7		
SB2023-126 / SS-3	3.6				9.525	63		12.4	147.2		
SB2023-126 / SS-5	8.5	26	14	12				14.0			
SB2023-127 / SS-1	0.6				9.525	68		12.0	137.1		
SB2023-127 / SS-3	3.6							13.3			
SB2023-128 / SS-3	3.7							12.3			
SB2023-128 / SS-5	8.5				9.525	74		17.1	131.9		



The Mannik & Smith Group, Inc.
 2365 Haggerty Road South, Canton, MI 48188
 ph: (734) 397-3100 fax: (734) 397-3131
 www.manniksmithgroup.com

GRAIN SIZE DISTRIBUTION

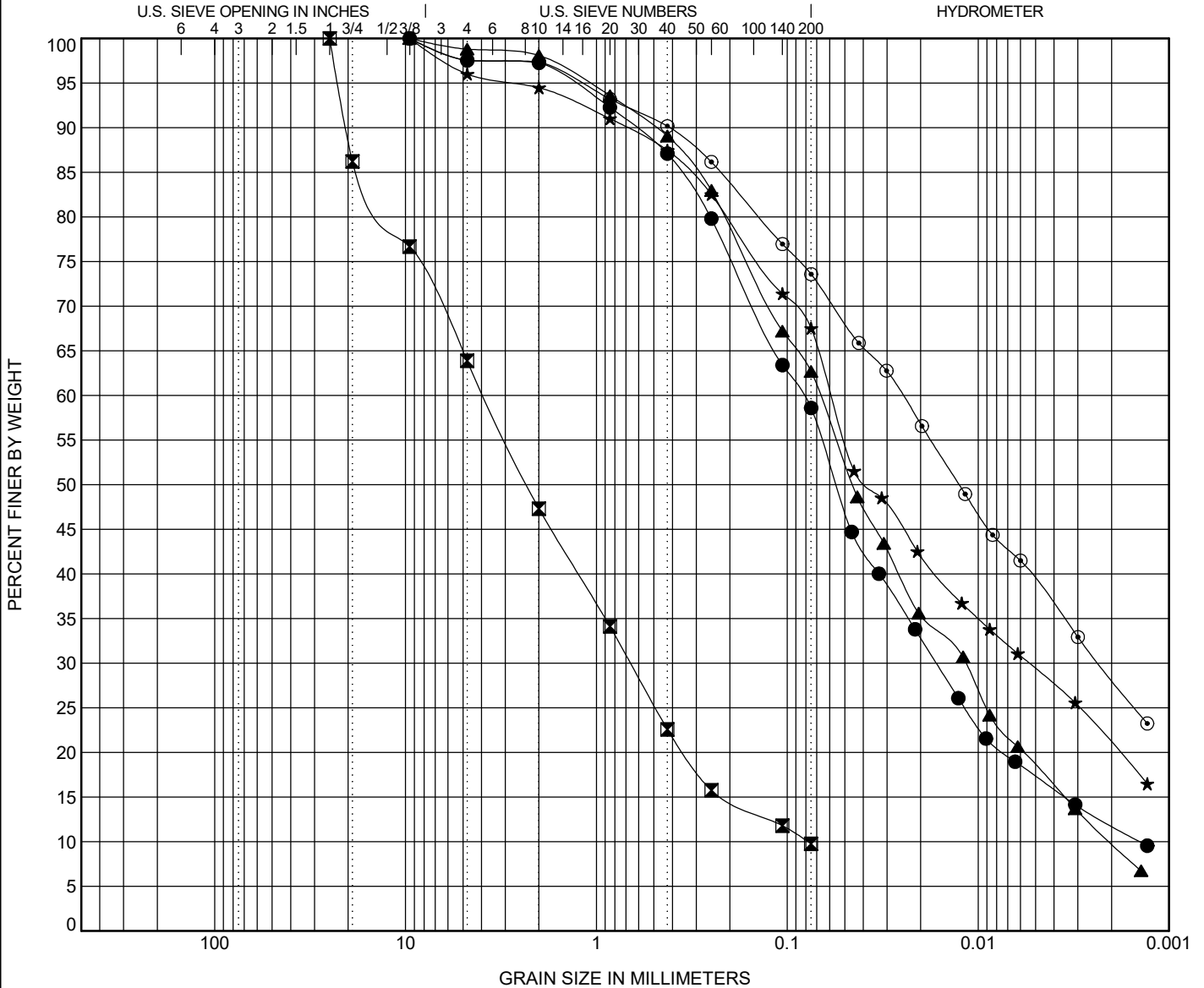


CLIENT City of Ann Arbor

PROJECT NAME 2023 Bundle 2 - Water Main Replacement

PROJECT NUMBER 401.2300021.000

PROJECT LOCATION Medford Rd./Ct., Ann Arbor, Michigan



COBBLES	GRAVEL		SAND			SILT OR CLAY
	coarse	fine	coarse	medium	fine	

Specimen Identification	Classification	LL	PL	PI	Cc	Cu		
● SB2023-124 / SS-2 2.0					2.33	58.62		
■ SB2023-125 / SS-1 0.5	WELL-GRADED SAND with SILT and GRAVEL (SW-SM)	NP	NP	NP	1.45	49.63		
▲ SB2023-126 / SS-3 3.6					0.98	33.19		
★ SB2023-127 / SS-1 0.6								
○ SB2023-128 / SS-5 8.5								
Specimen Identification	D100	D60	D30	D10	%Gravel	%Sand	%Silt	%Clay
● SB2023-124 / SS-2 2.0	9.525	0.083	0.017	0.001	2.5	39.0	46.8	11.8
■ SB2023-125 / SS-1 0.5	25	3.881	0.663	0.078	36.1	54.1	9.8	
▲ SB2023-126 / SS-3 3.6	9.525	0.067	0.012	0.002	1.2	36.1	52.8	9.9
★ SB2023-127 / SS-1 0.6	9.525	0.059	0.005		4.0	28.5	46.5	21.0
○ SB2023-128 / SS-5 8.5	9.525	0.025	0.002		2.5	23.9	45.4	28.2

GRAIN SIZE - GINT STD US LAB.GDT - 1/31/24 15:21 - C:\USERS\KBROWN\DESKTOP\GINT SOIL BORING LOGS.GPJ



The Mannik & Smith Group, Inc.
 2365 Haggerty Road South, Canton, MI 48188
 ph: (734) 397-3100 fax: (734) 397-3131
 www.manniksmithgroup.com

UNCONFINED COMPRESSION TEST

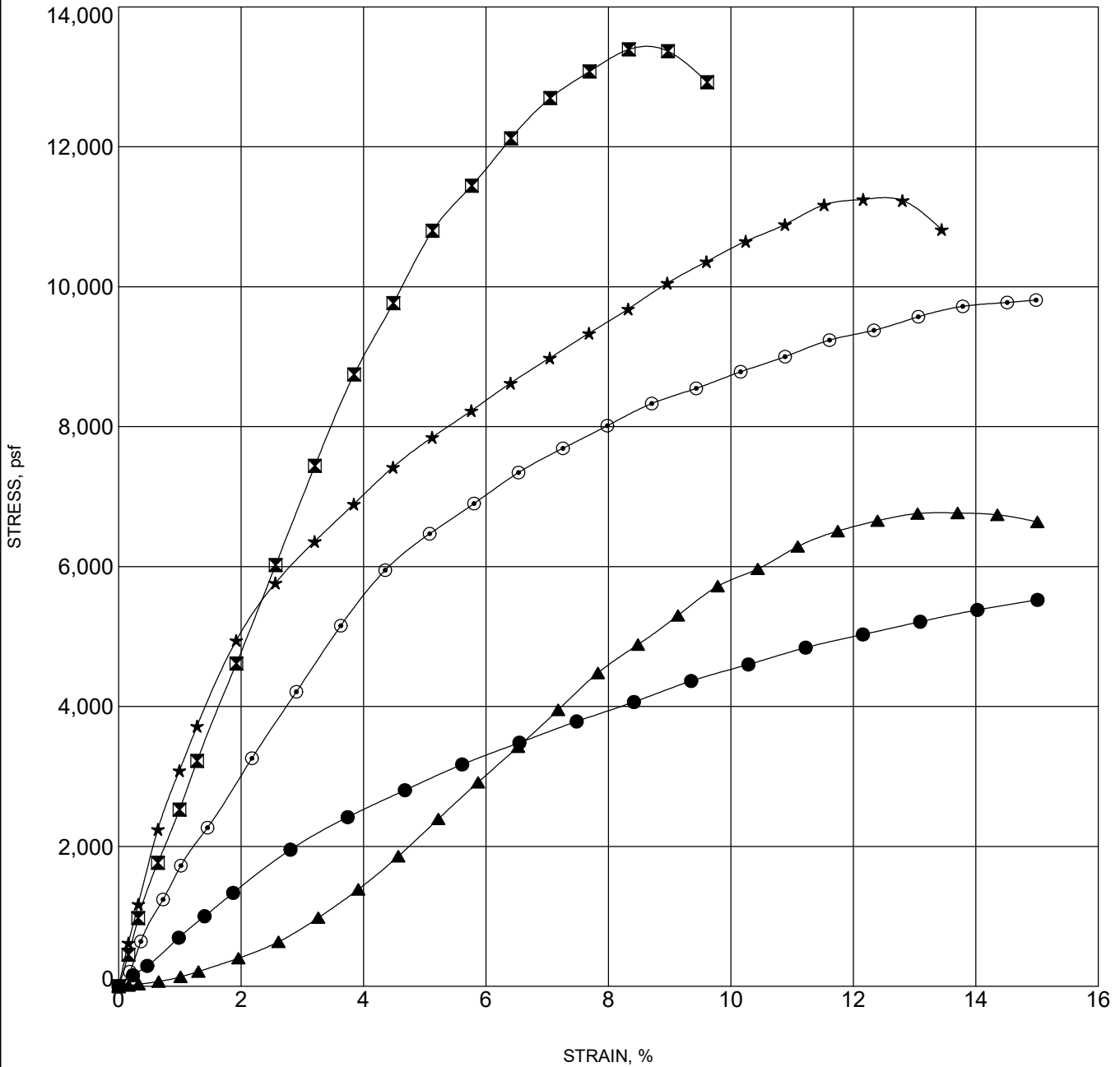


CLIENT City of Ann Arbor

PROJECT NAME 2023 Bundle 2 - Water Main Replacement

PROJECT NUMBER 401.2300021.000

PROJECT LOCATION Medford Rd./Ct., Ann Arbor, Michigan



UNCONFINED - GINT STD US LAB.GDT - 1/31/24 15:22 - C:\USERS\KEBROWN\DESKTOP\GINT SOIL BORING LOGS.GPJ

Specimen Identification	Classification	UCS (psf)	γ_d	MC%
● SB2023-124 / SS-2 2.0		5523	125	11
■ SB2023-125 / SS-4 6.0		13392	130	10
▲ SB2023-126 / SS-3 3.6		6766	131	12
★ SB2023-127 / SS-1 0.6		11250	122	12
⊙ SB2023-128 / SS-5 8.5		9810	113	17

"General Decision Number: MI20240001 02/23/2024

Superseded General Decision Number: MI20230001

State: Michigan

Construction Types: Highway (Highway, Airport & Bridge xxxxx and Sewer/Incid. to Hwy.)

Counties: Michigan Statewide.

Note: Contracts subject to the Davis-Bacon Act are generally required to pay at least the applicable minimum wage rate required under Executive Order 14026 or Executive Order 13658. Please note that these Executive Orders apply to covered contracts entered into by the federal government that are subject to the Davis-Bacon Act itself, but do not apply to contracts subject only to the Davis-Bacon Related Acts, including those set forth at 29 CFR 5.1(a)(1).

If the contract is entered into on or after January 30, 2022, or the contract is renewed or extended (e.g., an option is exercised) on or after January 30, 2022:	<ul style="list-style-type: none">. Executive Order 14026 generally applies to the contract.. The contractor must pay all covered workers at least \$17.20 per hour (or the applicable wage rate listed on this wage determination, if it is higher) for all hours spent performing on the contract in 2024.
If the contract was awarded on or between January 1, 2015 and January 29, 2022, and the contract is not renewed or extended on or after January 30, 2022:	<ul style="list-style-type: none">. Executive Order 13658 generally applies to the contract.. The contractor must pay all covered workers at least \$12.90 per hour (or the applicable wage rate listed on this wage determination, if it is higher) for all hours spent performing on that contract in 2024.

The applicable Executive Order minimum wage rate will be adjusted annually. If this contract is covered by one of the Executive Orders and a classification considered necessary for performance of work on the contract does not appear on this wage determination, the contractor must still submit a conformance request.

Additional information on contractor requirements and worker protections under the Executive Orders is available at <http://www.dol.gov/whd/govcontracts>.

Modification Number	Publication Date
0	01/05/2024
1	02/23/2024

CARP0004-004 06/01/2019

REMAINDER OF STATE

	Rates	Fringes
CARPENTER (Piledriver).....	\$ 27.62	20.59

 CARP0004-005 06/01/2018

LIVINGSTON (Townships of Brighton, Deerfield, Genoa, Hartland, Oceola & Tyrone), MACOMB, MONROE, OAKLAND, SANILAC, ST. CLAIR AND WAYNE COUNTIES

	Rates	Fringes
CARPENTER (Piledriver).....	\$ 30.50	27.28

 ELEC0017-005 06/01/2023

STATEWIDE

	Rates	Fringes
Line Construction		
Groundman/Driver.....	\$ 29.24	7.20+32%
Journeyman Signal Tech, Communications Tech, Tower		
Tech & Fiber Optic Splicers..	\$ 52.02	7.20+32%
Journeyman Specialist.....	\$ 53.83	32%+7.20
Operator A.....	\$ 37.13	7.20+32%
Operator B.....	\$ 34.67	7.20+32%

Classifications

Journeyman Specialist: Refers to a crew of only one person working alone.
 Operator A: Shall be proficient in operating all power equipment including: Backhoe, Excavator, Directional Bore and Boom/Digger truck.
 Operator B: Shall be proficient in operating any 2 of the above mentioned pieces of equipment listed under Operator A.

ENGI0324-003 06/01/2023

ALCONA, ALPENA, ARENAC, BAY, CHEBOYGAN, CLARE, CLINTON,
CRAWFORD, GENESEE, GLADWIN, GRATIOT, HURON, INGHAM, IOSCO,
ISABELLA, JACKSON, LAPEER, LENAWEE, LIVINGSTON, MACOMB,
MIDLAND, MONROE, MONTMORENCY, OAKLAND, OGEMAW, OSCODA, OTSEGO,
PRESQUE ISLE, ROSCOMMON, SAGINAW, ST. CLAIR, SANILAC,
SHIAWASSEE, TUSCOLA, WASHTENAW AND WAYNE COUNTIES:

	Rates	Fringes
OPERATOR: Power Equipment (Steel Erection)		
GROUP 1.....	\$ 53.02	25.25
GROUP 2.....	\$ 54.02	25.25
GROUP 3.....	\$ 51.52	25.25
GROUP 4.....	\$ 52.52	25.25
GROUP 5.....	\$ 50.02	25.25
GROUP 6.....	\$ 51.02	25.25
GROUP 7.....	\$ 49.75	25.25
GROUP 8.....	\$ 50.75	25.25
GROUP 9.....	\$ 49.30	25.25
GROUP 10.....	\$ 50.30	25.25
GROUP 11.....	\$ 48.57	25.25
GROUP 12.....	\$ 49.57	25.25
GROUP 13.....	\$ 48.21	25.25
GROUP 14.....	\$ 49.21	25.25
GROUP 15.....	\$ 47.57	25.25
GROUP 16.....	\$ 44.37	25.25
GROUP 17.....	\$ 28.89	12.40
GROUP 18.....	\$ 33.38	25.25

FOOTNOTE:

Paid Holidays: New Year's Day, Memorial Day, Fourth of July,
Labor Day, Thanksgiving Day and Christmas Day.

POWER EQUIPMENT OPERATOR CLASSIFICATIONS

GROUP 1: Engineer when operating combination of boom and jib
400' or longer

GROUP 2: Engineer when operating combination of boom and jib
400' or longer on a crane that requires an oiler

GROUP 3: Engineer when operating combination of boom and jib
300' or longer

GROUP 4: Engineer when operating combination of boom and jib
300' or longer on a crane that requires an oiler

GROUP 5: Engineer when operating combination of boom and jib 220' or longer

GROUP 6: Engineer when operating combination of boom and jib 220' or longer on a crane that requires an oiler

GROUP 7: Engineer when operating combination of boom and jib 140' or longer

GROUP 8: Engineer when operating combination of boom and jib 140' or longer on a crane that requires an oiler

GROUP 9: Tower crane & derrick operator (where operator's work station is 50 ft. or more above first sub-level)

GROUP 10: Tower crane & derrick operator (where operator's work station is 50 ft. or more above first sub-level) on a crane that requires an oiler

GROUP 11: Engineer when operating combination of boom and jib 120' or longer

GROUP 12: Engineer when operating combination of boom and jib 120' or longer on a crane that requires an oiler

GROUP 13: Crane operator; job mechanic and 3 drum hoist and excavator

GROUP 14: Crane operator on a crane that requires an oiler

GROUP 15: Hoisting operator; 2 drum hoist and rubber tired backhoe

GROUP 16: Forklift and 1 drum hoist

GROUP 17: Compressor or welder operator

GROUP 18: Oiler

ENGI0324-004 06/01/2023

AREA 1: ALLEGAN, BARRY, BERRIEN, BRANCH, CALHOUN, CASS, EATON, HILLSDALE, IONIA, KALAMAZOO, KENT, LAKE, MANISTEE, MASON, MECOSTA, MONTCALM, MUSKEGON, NEWAYGO, OCEANA, OSCEOLA, OTTAWA, ST. JOSEPH, VAN BUREN

AREA 2: ANTRIM, BENZIE, CHARLEVOIX, EMMET, GRAND TRAVERSE, KALKASKA, LEELANAU, MISSAUKEE AND WEXFORD COUNTIES:

Rates

Fringes

OPERATOR: Power Equipment

(Steel Erection)

AREA 1

GROUP 1.....	\$ 53.02	25.25
GROUP 2.....	\$ 49.75	25.25
GROUP 3.....	\$ 48.21	25.25
GROUP 4.....	\$ 44.37	25.25
GROUP 5.....	\$ 28.89	12.40
GROUP 6.....	\$ 33.38	25.25

AREA 2

GROUP 1.....	\$ 53.02	25.25
GROUP 2.....	\$ 49.75	24.25
GROUP 3.....	\$ 48.21	25.25
GROUP 4.....	\$ 44.37	25.25
GROUP 5.....	\$ 28.89	12.40
GROUP 6.....	\$ 33.38	25.25

FOOTNOTES:

Crane operator with main boom and jib 300' or longer: \$1.50 additional to the group 1 rate. Crane operator with main boom and jib 400' or longer: \$3.00 additional to the group 1 rate.

PAID HOLIDAYS: New Year's Day, Memorial Day, Fourth of July, Labor Day, Thanksgiving Day and Christmas Day.

POWER EQUIPMENT OPERATOR CLASSIFICATIONS:

GROUP 1: Crane Operator with main boom & jib 400', 300', or 220' or longer.

GROUP 2: Crane Operator with main boom & jib 140' or longer, Tower Crane; Gantry Crane; Whirley Derrick.

GROUP 3: Regular Equipment Operator, Crane, Dozer, Loader, Hoist, Straddle Wagon, Mechanic, Grader and Hydro Excavator.

GROUP 4: Air Tugger (single drum), Material Hoist Pump 6" or over, Elevators, Brokk Concrete Breaker.

GROUP 5: Air Compressor, Welder, Generators, Conveyors

GROUP 6: Oiler and fire tender

ENGI0324-005 09/01/2023

AREA 1: GENESEE, LAPEER, LIVINGSTON, MACOMB, MONROE, OAKLAND, ST. CLAIR, WASHTENAW AND WAYNE COUNTIES

AREA 2: ALCONA, ALLEGAN, ALGER, ALPENA, ANTRIM, ARENAC, BARAGA, BARRY, BAY, BENZIE, BERRIEN, BRANCH, CALHOUN, CASS, CHARLEVOIX, CHEBOYGAN, CHIPPEWA, CLARE, CLINTON, CRAWFORD, DELTA, DICKINSON, EATON, EMMET, GLADWIN, GOGEBIC, GRAND TRAVERSE, GRATIOT, HILLSDALE, HOUGHTON, HURON, INGHAM, IONIA,

IOSCO, IRON, ISABELLA, JACKSON, KALAMAZOO, KALKASKA, KENT, KWEENAW, LAKE, LEELANAU, LENAWEE, LUCE, MACKINAC, MANISTEE, MARQUETTE, MASON, MECOSTA, MENOMINEE, MIDLAND, MISSAUKEE, MONTCALM, MONTMORENCY, MUSKEGON, NEWAYGO, OCEANA, OGEMAW, ONTONAGON, OSCEOLA, OSCODA, OTSEGO, OTTAWA, PRESQUE ISLE, ROSCOMMON, SAGINAW, SANILAC, SCHOOLCRAFT, SHIAWASSEE, ST. JOSEPH, TUSCOLA, VAN BUREN AND WEXFORD COUNTIES

	Rates	Fringes
OPERATOR: Power Equipment (Underground construction (including sewer))		
AREA 1:		
GROUP 1.....	\$ 41.08	25.25
GROUP 2.....	\$ 36.25	25.25
GROUP 3.....	\$ 35.52	25.25
GROUP 4.....	\$ 34.95	25.25
GROUP 5.....	\$ 25.35	12.10
AREA 2:		
GROUP 1.....	\$ 39.27	25.25
GROUP 2.....	\$ 34.38	25.25
GROUP 3.....	\$ 33.88	25.25
GROUP 4.....	\$ 33.60	25.25
GROUP 5.....	\$ 25.35	12.10

POWER EQUIPMENT OPERATOR CLASSIFICATIONS

GROUP 1: Backfiller tamper; Backhoe; Batch plant operator (concrete); Clamshell; Concrete paver (2 drums or larger); Conveyor loader (Euclid type); Crane (crawler, truck type or pile driving); Dozer; Dragline; Elevating grader; Endloader; Gradall (and similar type machine); Grader; Mechanic; Power shovel; Roller (asphalt); Scraper (self-propelled or tractor drawn); Side boom tractor (type D-4 or equivalent and larger); Slip form paver; Slope paver; Trencher (over 8 ft. digging capacity); Well drilling rig; Concrete pump with boom operator; Hydro Excavator

GROUP 2: Boom truck (power swing type boom); Crusher; Hoist; Pump (1 or more - 6-in. discharge or larger - gas or diesel- powered or powered by generator of 300 amperes or more - inclusive of generator); Side boom tractor (smaller than type D-4 or equivalent); Tractor (pneu-tired, other than backhoe or front end loader); Trencher (8-ft. digging capacity and smaller); Vac Truck and End dump operator;

GROUP 3: Air compressors (600 cfm or larger); Air compressors (2 or more-less than 600 cfm); Boom truck (non-swinging, non- powered type boom); Concrete breaker (self-propelled or truck mounted - includes compressor); Concrete paver (1 drum-1/2 yd. or larger); Elevator (other than passenger);

Maintenance person; Pump (2 or more-4-in. up to 6-in. discharge-gas or diesel powered - excluding submersible pumps); Pumpcrete machine (and similar equipment); Wagon drill (multiple); Welding machine or generator (2 or more-300 amp. or larger - gas or diesel powered)

GROUP 4: Boiler; Concrete saw (40 hp or over); Curing machine (self-propelled); Farm tractor (with attachment); Finishing machine (concrete); Hydraulic pipe pushing machine; Mulching equipment; Pumps (2 or more up to 4-in. discharge, if used 3 hours or more a day, gas or diesel powered - excluding submersible pumps); Roller (other than asphalt); Stump remover; Trencher (service); Vibrating compaction equipment, self-propelled (6 ft. wide or over); Sweeper (Wayne type); Water wagon and Extend-a boom forklift

Group 5: Fire Person, Oiler

* ENGI0324-006 06/01/2023

GENESEE, MACOMB, MONROE, OAKLAND, WASHTENAW, WAYNE, ALCONA, ALGER, ALLEGAN, ALPENA, ANTRIM, ARENAC, BARAGA, BARRY, BAY, BENZIE, BERRIEN, BRANCH, CALHOUN, CASS, CHARLEVOIX, CHEBOYGAN, CHIPPEWA, CLARE, CLINTON, CRAWFORD, DELTA, DICKINSON, EATON, EMMET, GLADWIN, GOGEBIC, GRAND TRAVERSE, GRATIOT, HILLSDALE, HOUGHTON, HURON, INGHAM, IONIA, IOSCO, IRON, ISABELLA, JACKSON, KALAMAZOO, KALKASKA, KENT, KEWEENAW, LAKE, LAPEER, LEELANAU, LENAWEE, LIVINGSTON, LUCE, MACKINAC, MANISTEE, MARQUETTE, MASON, MECOSTA, MENOMINEE, MIDLAND, MISSAUKEE, MONTCALM, MONTMORENCY, MUSKEGON, NEWAYGO, OCEANA, OGEMAW, ONTONAGON, OSCEOLA, OSCODA, OTSEGO, OTTAWA, PRESQUE ISLE, ROSCOMMON, SAGINAW, ST. CLARE, ST. JOSEPH, SANILAC, SCHOOLCRAFT, SHIAWASSEE, TUSCOLA, VAN BUREN AND WEXFORD COUNTIES

Rates Fringes

Power equipment operators:
(AIRPORT, BRIDGE & HIGHWAY
CONSTRUCTION)

GROUP 1.....	\$ 40.46	25.25
GROUP 2.....	\$ 37.73	25.25
GROUP 3.....	\$ 33.17	25.55
GROUP 4.....	\$ 33.00	25.25

POWER EQUIPMENT OPERATOR CLASSIFICATIONS

GROUP 1: Asphalt plant operator; Crane operator (does not include work on bridge construction projects when the crane operator is erecting structural components); Dragline operator; Shovel operator; Locomotive operator; Paver operator (5 bags or more); Elevating grader operator; Pile driving operator; Roller operator (asphalt); Blade grader

operator; Trenching machine operator (ladder or wheel type); Auto-grader; Slip form paver; Self-propelled or tractor-drawn scraper; Conveyor loader operator (Euclid type); Endloader operator (1 yd. capacity and over); Bulldozer; Hoisting engineer; Tractor operator; Finishing machine operator (asphalt); Mechanic; Pump operator (6-in. discharge or over, gas, diesel powered or generator of 300 amp. or larger); Shouldering or gravel distributing machine operator (self-propelled); Backhoe (with over 3/8 yd. bucket); Side boom tractor (type D-4 or equivalent or larger); Tube finisher (slip form paving); Gradall (and similar type machine); Asphalt paver (self-propelled); Asphalt planer (self-propelled); Batch plant (concrete-central mix); Slurry machine (asphalt); Concrete pump (3 in. and over); Roto-mill; Swinging boom truck (over 12 ton capacity); Hydro demolisher (water blaster); Farm-type tractor with attached pan; Vacuum truck operator; Batch Plant (concrete dry batch); Concrete Saw Operator (40h.p. or over; Tractor Operator (farm type); Finishing Machine Operator (concrete); Grader Operator (self-propelled fine grade or form (concrete)).

GROUP 2: Screening plant operator; Washing plant operator; Crusher operator; Backhoe (with 3/8 yd. bucket or less); Side boom tractor (smaller than D-4 type or equivalent); Sweeper (Wayne type and similar equipment); Greese Truck; Air Compressor Operator (600 cu.ft. per min or more); Air Compressor Operator (two or more, less than 600 cfm);

GROUP 3: Boiler fire tender; Tractor operator (farm type with attachment); Concrete Breaker; Wagon Drill Operator;

GROUP 4: Oiler; Fire tender; Trencher (service); Flexplane operator; Cleftplane operator; Boom or winch hoist truck operator; Endloader operator *under 1 yd. capacity); Roller Operator (other than asphalt); Curing equipment operator (self-propelled); Power bin operator; Plant drier (6 ft. wide or over); Guard post driver operator (power driven); All mulching equipment; Stump remover; Concrete pump (under 3-in.); Mesh installer (self-propelled); End dump; Skid Steer.

ENGI0324-007 05/01/2023

ALGER, BARAGA, CHIPPEWA, DELTA, DICKINSON, GOGEBIC, HOUGHTON, IRON, KEWEENAW, LUCE, MACKINAC MARQUETTE, MENOMINEE, ONTONAGON AND SCHOOLCRAFT COUNTIES:

Rates

Fringes

OPERATOR: Power Equipment
(Steel Erection)

Compressor, welder and forklift.....	\$ 38.50	25.00
Crane operator, main boom & jib 120' or longer.....	\$ 44.97	25.00
Crane operator, main boom & jib 140' or longer.....	\$ 44.17	24.60
Crane operator, main boom & jib 220' or longer.....	\$ 45.27	25.00
Mechanic with truck and tools.....	\$ 44.10	25.00
Oiler and fireman.....	\$ 39.96	25.00
Regular operator.....	\$ 42.32	25.00

 * ENGI0324-008 10/01/2023

ALCONA, ALGER, ALLEGAN, ALPENA, ANTRIM, ARENAC, BARAGA, BARRY,
 BAY, BENZIE, BERRIEN, BRANCH, CALHOUN, CASS, CHARLEVOIX,
 CHEBOYGAN, CHIPPEWA, CLARE, CLINTON, CRAWFORD, DELTA,
 DICKINSON, EATON, EMMET, GENESEE, GLADWIN, GOGEBIC, GRAND
 TRAVERSE, GRATIOT, HILLSDALE, HOUGHTON, HURON, INGHAM, IONIA,
 IOSCO, IRON, ISABELLA, JACKSON, KALAMAZOO, KALKASKA, KENT,
 KEWEENAW, LAKE, LAPEER, LEELANAU, LENAWEE, LIVINGSTON, LUCE,
 MACKINAC, MACOMB, MANISTEE, MARQUETTE, MASON, MECOSTA,
 MENOMINEE, MIDLAND, MISSAUKEE, MONTCALM, MONTMORENCY, MONROE,
 MUSKOGON, NEWAYGO, OAKLAND, OCEANA, OGEMAW, ONTONAGON, OSCEOLA,
 OSCODA, OTSEGO, OTTAWA, PRESQUE ISLE, ROSCOMMON, SAGINAW, ST.
 CLARE, ST. JOSEPH, SANILAC, SCHOOLCRAFT, SHIAWASSEE, TUSCOLA,
 VAN BUREN, WASHTENAW, WAYNE AND WEXFORD COUNTIES

	Rates	Fringes
OPERATOR: Power Equipment (Sewer Relining)		
GROUP 1.....	\$ 37.37	15.44
GROUP 2.....	\$ 35.33	15.44

SEWER RELINING CLASSIFICATIONS

GROUP 1: Operation of audio-visual closed circuit TV system,
 including remote in-ground cutter and other equipment used
 in connection with the CCTV system

GROUP 2: Operation of hot water heaters and circulation
 systems, water jetters and vacuum and mechanical debris
 removal systems

 ENGI0325-012 05/01/2023

	Rates	Fringes
Power equipment operators - gas distribution and duct		

installation work:

GROUP 1.....	\$ 36.18	25.25
GROUP 2.....	\$ 33.45	25.25

SCOPE OF WORK: The construction, installation, treating and reconditioning of pipelines transporting gas vapors within cities, towns, subdivisions, suburban areas, or within private property boundaries, up to and including private meter settings of private industrial, governmental or other premises, more commonly referred to as "distribution work," starting from the first metering station, connection, similar or related facility, of the main or cross country pipeline and including duct installation.

Group 1: Backhoe, crane, grader, mechanic, dozer (D-6 equivalent or larger), side boom (D-4 equivalent or larger), trencher(except service), endloader (2 yd. capacity or greater).

GROUP 2: Dozer (less than D-6 equivalent), endloader (under 2 yd. capacity), side boom (under D-4 capacity), backfiller, pumps (1 or 2 of 6-inch discharge or greater), boom truck (with powered boom), tractor (wheel type other than backhoe or front endloader). Tamper (self-propelled), boom truck (with non-powered boom), concrete saw (20 hp or larger), pumps (2 to 4 under 6-inch discharge), compressor (2 or more or when one is used continuously into the second day) and trencher(service). Oiler, hydraulic pipe pushing machine, grease person and hydrostatic testing operator.

IRON0008-007 06/01/2022

ALGER, BARAGA, CHIPPEWA, DELTA, DICKINSON, GOGEBIC, HOUGHTON, IRON, KEWEENAW, LUCE, MACKINAC MARQUETTE, MENOMINEE, ONTONAGON AND SCHOOLCRAFT COUNTIES:

	Rates	Fringes
Ironworker - pre-engineered metal building erector.....	\$ 23.70	6.95
IRONWORKER		
General contracts		
\$10,000,000 or greater.....	\$ 38.14	28.70
General contracts less than \$10,000,000.....	\$ 38.14	28.70

Paid Holidays: New Year's Day, Memorial Day, July 4th, Labor Day, Thanksgiving Day & Christmas Day.

IRON0025-002 06/01/2023

ALCONA, ALPENA, ARENAC, BAY, CHEBOYGAN, CLARE, CLINTON,
 CRAWFORD, GENESEE, GLADWIN, GRATIOT, HURON, INGHAM, IOSCO,
 ISABELLA, JACKSON, LAPEER, LIVINGSTON, MACOMB, MIDLAND,
 MONTMORENCY, OAKLAND, OGEMAW, OSCODA, OTSEGO, PRESQUE ISLE,
 ROSCOMMON, SAGINAW, SANILAC, SHIAWASSEE, ST. CLAIR, TUSCOLA,
 WASHTENAW AND WAYNE COUNTIES:

	Rates	Fringes
Ironworker - pre-engineered metal building erector		
ALLEGAN, ANTRIM, BARRY, BENZIE, BRANCH, CALHOUN, CHARLEVOIX, EATON, EMMET, GRAND TRAVERSE, HILLSDALE, IONIA, KALAMAZOO, KALKASKA, KENT, LAKE, LEELANAU, MANISTEE, MASON, MECOSTA, MISSAUKEE, MONTCALM, MUSKEGON, NEWAYGO, OCEANA, OSCEOLA, OTTAWA, ST. JOSEPH, VAN BUREN AND WEXFORD COUNTIES:..\$	24.59	25.43
Bay, Genesee, Lapeer, Livingston (east of Burkhardt Road), Macomb, Midland, Oakland, Saginaw, St. Clair, The University of Michigan, Washtenaw (east of U.S. 23) & Wayne...\$	25.81	26.43
IRONWORKER		
Ornamental and Structural...\$	34.50	38.44
Reinforcing.....\$	32.68	35.15

 IRON0055-005 07/01/2022

LENAWEE AND MONROE COUNTIES:

	Rates	Fringes
IRONWORKER		
Pre-engineered metal buildings.....\$	23.59	19.35
All other work.....\$	33.00	27.20

 IRON0292-003 06/01/2020

BERRIEN AND CASS COUNTIES:

	Rates	Fringes
IRONWORKER (Including pre-engineered metal building		

erector).....\$ 31.75 22.84

* LABO0005-006 10/01/2022

	Rates	Fringes
Laborers - hazardous waste abatement: (ALCONA, ALPENA, ANTRIM, BENZIE, CHARLEVOIX, CHEBOYGAN, CRAWFORD, EMMET, GRAND TRAVERSE, IOSCO, KALKASKA, LEELANAU, MISSAUKEE, MONTMORENCY, OSCODA, OTSEGO, PRESQUE ISLE AND WEXFORD COUNTIES - Zone 10)		
Levels A, B or C.....	\$ 17.45	12.75
class b.....	\$ 18.64	12.90
Work performed in conjunction with site preparation not requiring the use of personal protective equipment;		
Also, Level D.....	\$ 16.45 **	12.75
class a.....	\$ 17.64	12.90
Zone 10		
Laborers - hazardous waste abatement: (ALGER, BARAGA, CHIPPEWA, DELTA, DICKINSON, GOGEBIC, HOUGHTON, IRON, KEWEENAW, LUCE, MACKINAC, MARQUETTE, MENOMINEE, ONTONAGON AND SCHOOLCRAFT COUNTIES - Zone 11)		
Levels A, B or C.....	\$ 25.18	12.90
Work performed in conjunction with site preparation not requiring the use of personal protective equipment;		
Also, Level D.....	\$ 22.58	12.90
Laborers - hazardous waste abatement: (ALLEGAN, BARRY, BERRIEN, BRANCH, CALHOUN, CASS, IONIA COUNTY (except the city of Portland); KALAMAZOO, KENT, LAKE, MANISTEE, MASON, MECOSTA, MONTCALM, MUSKEGON, NEWAYGO, OCEANA, OSCEOLA, OTTAWA, ST. JOSEPH AND VAN BUREN COUNTIES - Zone 9)		
Levels A, B or C.....	\$ 21.88	13.26
Work performed in		

conjunction with site preparation not requiring the use of personal protective equipment; Also, Level D.....\$ 20.80	12.90
Laborers - hazardous waste abatement: (ARENAC, BAY, CLARE, GLADWIN, GRATIOT, HURON, ISABELLA, MIDLAND, OGEMAW, ROSCOMMON, SAGINAW AND TUSCOLA COUNTIES - Zone 8)	
Levels A, B or C.....\$ 23.74	12.95
Work performed in conjunction with site preparation not requiring the use of personal protective equipment; Also, Level D.....\$ 20.80	12.90
Laborers - hazardous waste abatement: (CLINTON, EATON AND INGHAM COUNTIES; IONIA COUNTY (City of Portland); LIVINGSTON COUNTY (west of Oak Grove Rd., including the City of Howell) - Zone 6)	
Levels A, B or C.....\$ 26.33	12.95
Work performed in conjunction with site preparation not requiring the use of personal protective equipment; Also, Level D.....\$ 24.64	12.90
Laborers - hazardous waste abatement: (GENESEE, LAPEER AND SHIAWASSEE COUNTIES - Zone 7)	
Levels A, B or C.....\$ 24.20	13.80
Work performed in conjunction with site preparation not requiring the use of personal protective equipment; Also, Level D.....\$ 23.20	13.80
Laborers - hazardous waste abatement: (HILLSDALE, JACKSON AND LENAWEЕ COUNTIES - Zone 4)	
Levels A, B or C.....\$ 27.13	14.95
Work performed in conjunction with site preparation not requiring the use of personal protective equipment; Also, Level D.....\$ 24.17	12.90

Laborers - hazardous waste abatement: (LIVINGSTON COUNTY (east of Oak Grove Rd. and south of M-59, excluding the city of Howell); AND WASHTENAW COUNTY - Zone 3)		
Levels A, B or C.....\$ 29.93		14.20
Work performed in conjunction with site preparation not requiring the use of personal protective equipment;		
Also, Level D.....\$ 28.93		14.20
Laborers - hazardous waste abatement: (MACOMB AND WAYNE COUNTIES - Zone 1)		
Levels A, B or C.....\$ 29.93		16.90
Work performed in conjunction with site preparation not requiring the use of personal protective equipment;		
Also, Level D.....\$ 28.93		16.90
Laborers - hazardous waste abatement: (MONROE COUNTY - Zone 4)		
Levels A, B or C.....\$ 31.75		14.90
Work performed in conjunction with site preparation not requiring the use of personal protective equipment;		
Also, Level D.....\$ 31.75		14.90
Laborers - hazardous waste abatement: (OAKLAND COUNTY and the Northeast portion of LIVINGSTON COUNTY bordered by Oak Grove Road on the West and M-59 on the South - Zone 2)		
Level A, B, C.....\$ 29.93		16.90
Work performed in conjunction with site preparation not requiring the use of personal protective equipment;		
Also, Level D.....\$ 28.93		16.90
Laborers - hazardous waste abatement: (SANILAC AND ST. CLAIR COUNTIES - Zone 5)		
Levels A, B or C.....\$ 26.21		16.62
Work performed in conjunction with site preparation not requiring		

the use of personal
 protective equipment;
 Also, Level D.....\$ 24.75 16.35

 LABO0259-001 09/01/2023

AREA 1: MACOMB, OAKLAND AND WAYNE COUNTIES
 AREA 2: ALCONA, ALGER, ALLEGAN, ALPENA, ANTRIM, ARENAC, BARAGA,
 BARRY, BAY, BENZIE, BERRIEN, BRANCH, CALHOUN, CASS, CHARLEVOIX,
 CHEBOYGAN, CHIPPEWA, CLARE, CLINTON, CRAWFORD, DELTA,
 DICKINSON, EATON, EMMET, GENESEE, GLADWIN, GOGEBIC, GRAND
 TRAVERSE, GRATIOT, HILLSDALE, HOUGHTON, HURON, INGHAM, IONIA,
 IOSCO, IRON, ISABELLA, JACKSON, KALAMAZOO, KALKASKA, KENT,
 KEWEENAW, LAKE, LAPEER, LEELANAU, LENAWEE, LIVINGSTON, LUCE,
 MACKINAC, MANISTEE, MARQUETTE, MASON, MECOSTA, MENOMINEE,
 MIDLAND, MISSAUKEE, MONROE, MONTCALM, MONTMORENCY, MUSKEGON,
 NEWAYGO, OCEANA, OGEMAW, ONTONAGON, OSCEOLA, OSCODA, OTSEGO,
 OTTAWA, PRESQUE ISLE, ROSCOMMON, SAGINAW, ST. CLARE, ST.
 JOSEPH, SANILAC, SCHOOLCRAFT, SHIAWASSEE, TUSCOLA, VAN BUREN,
 WASHTENAW AND WEXFORD COUNTIES

	Rates	Fringes
Laborers - tunnel, shaft and caisson:		
AREA 1		
GROUP 1.....	\$ 23.62	16.93
GROUP 2.....	\$ 23.73	16.93
GROUP 3.....	\$ 23.79	16.93
GROUP 4.....	\$ 23.97	16.93
GROUP 5.....	\$ 24.22	16.93
GROUP 6.....	\$ 24.55	16.93
GROUP 7.....	\$ 17.83	16.93
AREA 2		
GROUP 1.....	\$ 27.57	16.93
GROUP 2.....	\$ 25.24	16.93
GROUP 3.....	\$ 25.34	16.93
GROUP 4.....	\$ 29.57	16.93
GROUP 5.....	\$ 25.76	16.93
GROUP 6.....	\$ 26.07	16.93
GROUP 7.....	\$ 25.57	16.93

SCOPE OF WORK: Tunnel, shaft and caisson work of every type
 and description and all operations incidental thereto,
 including, but not limited to, shafts and tunnels for
 sewers, water, subways, transportation, diversion,
 sewerage, caverns, shelters, aquafers, reservoirs, missile
 silos and steel sheeting for underground construction.

TUNNEL LABORER CLASSIFICATIONS

GROUP 1: Tunnel, shaft and caisson laborer, dump, shanty, hog
 house tender, testing (on gas) and watchman

GROUP 2: Manhole, headwall, catch basin builder, bricklayer tender, mortar machine and material mixer

GROUP 3: Air tool operator (jackhammer, bush hammer and grinder), first bottom, second bottom, cage tender, car pusher, carrier, concrete, concrete form, concrete repair, cement invert laborer, cement finisher, concrete shoveler, conveyor, floor, gasoline and electric tool operator, gunite, grout operator, welder, heading dinky person, inside lock tender, pea gravel operator, pump, outside lock tender, scaffold, top signal person, switch person, track, tugger, utility person, vibrator, winch operator, pipe jacking, wagon drill and air track operator and concrete saw operator (under 40 h.p.)

GROUP 4: Tunnel, shaft and caisson mucker, bracer, liner plate, long haul dinky driver and well point

GROUP 5: Tunnel, shaft and caisson miner, drill runner, key board operator, power knife operator, reinforced steel or mesh (e.g. wire mesh, steel mats, dowel bars, etc.)

GROUP 6: Dynamite and powder

GROUP 7: Restoration laborer, seeding, sodding, planting, cutting, mulching and top soil grading; and the restoration of property such as replacing mailboxes, wood chips, planter boxes, flagstones, etc.

LABO0334-001 09/01/2022

	Rates	Fringes
Laborers - open cut:		
ZONE 1 - MACOMB, OAKLAND		
AND WAYNE COUNTIES:		
GROUP 1.....	\$ 23.47	16.72
GROUP 2.....	\$ 23.58	16.72
GROUP 3.....	\$ 23.63	16.72
GROUP 4.....	\$ 23.71	16.72
GROUP 5.....	\$ 24.17	16.72
GROUP 6.....	\$ 22.00	16.72
GROUP 7.....	\$ 17.84	16.72
ZONE 2 - LIVINGSTON COUNTY		
(east of M-151 (Oak Grove		
Rd.)); MONROE AND		
WASHTENAW COUNTIES:		
GROUP 1.....	\$ 25.20	16.72
GROUP 2.....	\$ 24.91	16.72
GROUP 3.....	\$ 25.03	16.72
GROUP 4.....	\$ 25.10	16.72
GROUP 5.....	\$ 25.25	16.72

GROUP 6.....	\$ 22.55	16.72
GROUP 7.....	\$ 22.11	16.72
ZONE 3 - CLINTON, EATON, GENESEE, HILLSDALE AND INGHAM COUNTIES; IONIA COUNTY (City of Portland); JACKSON, LAPEER AND LENAWEE COUNTIES; LIVINGSTON COUNTY (west of M-151 Oak Grove Rd.); SANILAC, ST. CLAIR AND SHIAWASSEE COUNTIES:		
GROUP 1.....	\$ 23.39	16.72
GROUP 2.....	\$ 23.13	16.72
GROUP 3.....	\$ 23.25	16.72
GROUP 4.....	\$ 23.30	16.72
GROUP 5.....	\$ 23.44	16.72
GROUP 6.....	\$ 20.74	16.72
GROUP 7.....	\$ 22.23	16.72
ZONE 4 - ALCONA, ALLEGAN, ALPENA, ANTRIM, ARENAC, BARRY, BAY, BENZIE, BERRIEN, BRANCH, CALHOUN, CASS, CHARLEVOIX, CHEBOYGAN, CLARE, CRAWFORD, EMMET, GLADWIN, GRAND TRAVERSE, GRATIOT AND HURON COUNTIES; IONIA COUNTY (EXCEPT THE CITY OF PORTLAND); IOSCO, ISABELLA, KALAMAZOO, KALKASKA, KENT, LAKE, LEELANAU, MANISTEE, MASON, MECOSTA, MIDLAND, MISSAUKEE, MONTCALM, MONTMORENCY, MUSKEGON, NEWAYGO, OCEANA, OGEMAW, OSCEOLA, OSCODA, OTSEGO, OTTAWA, PRESQUE ISLE, ROSCOMMON, SAGINAW, ST. JOSEPH, TUSCOLA, VAN BUREN AND WEXFORD COUNTIES:		
GROUP 1.....	\$ 22.42	16.72
GROUP 2.....	\$ 22.15	16.72
GROUP 3.....	\$ 22.26	16.72
GROUP 4.....	\$ 22.33	16.72
GROUP 5.....	\$ 22.45	16.72
GROUP 6.....	\$ 19.67	16.72
GROUP 7.....	\$ 22.30	16.72
ZONE 5 - ALGER, BARAGA, CHIPPEWA, DELTA, DICKINSON, GOGEBIC, HOUGHTON, IRON,		

KEWEENAW, LUCE, MACKINAC,
MARQUETTE, MENOMINEE,
ONTONAGON AND SCHOOLCRAFT
COUNTIES:

GROUP 1.....	\$ 22.24	16.72
GROUP 2.....	\$ 22.38	16.72
GROUP 3.....	\$ 22.51	16.72
GROUP 4.....	\$ 22.56	16.72
GROUP 5.....	\$ 22.64	16.72
GROUP 6.....	\$ 19.99	16.72
GROUP 7.....	\$ 22.45	16.72

SCOPE OF WORK:

Open cut construction work shall be construed to mean work which requires the excavation of earth including industrial, commercial and residential building site excavation and preparation, land balancing, demolition and removal of concrete and underground appurtenances, grading, paving, sewers, utilities and improvements; retention, oxidation, flocculation and irrigation facilities, and also including but not limited to underground piping, conduits, steel sheeting for underground construction, and all work incidental thereto, and general excavation. For all areas except the Upper Peninsula, open cut construction work shall also be construed to mean waterfront work, piers, docks, seawalls, breakwalls, marinas and all incidental work. Open cut construction work shall not include any structural modifications, alterations, additions and repairs to buildings, or highway work, including roads, streets, bridge construction and parking lots or steel erection work and excavation for the building itself and back filling inside of and within 5 ft. of the building and foundations, footings and piers for the building. Open cut construction work shall not include any work covered under Tunnel, Shaft and Caisson work.

OPEN CUT LABORER CLASSIFICATIONS

GROUP 1: Construction laborer

GROUP 2: Mortar and material mixer, concrete form person, signal person, well point person, manhole, headwall and catch basin builder, headwall, seawall, breakwall and dock builder

GROUP 3: Air, gasoline and electric tool operator, vibrator operator, driller, pump person, tar kettle operator, bracer, rodder, reinforced steel or mesh person (e.g., wire mesh, steel mats, dowel bars, etc.), welder, pipe jacking and boring person, wagon drill and air track operator and concrete saw operator (under 40 h.p.), windlass and tugger person and directional boring person

GROUP 4: Trench or excavating grade person

GROUP 5: Pipe layer (including crock, metal pipe, multi-plate or other conduits)

GROUP 6: Grouting man, audio-visual television operations and all other operations in connection with closed circuit television inspection, pipe cleaning and pipe relining work and the installation and repair of water service pipe and appurtenances

GROUP 7: Restoration laborer, seeding, sodding, planting, cutting, mulching and top soil grading; and the restoration of property such as replacing mailboxes, wood chips, planter boxes, flagstones, etc.

LABO0465-001 06/01/2023

LABORER: Highway, Bridge and Airport Construction

AREA 1: GENESEE, MACOMB, MONROE, OAKLAND, WASHTENAW AND WAYNE COUNTIES

AREA 2: ALLEGAN, BARRY, BAY, BERRIEN, BRANCH, CALHOUN, CASS, CLINTON, EATON, GRATIOT, HILLSDALE, HURON, INGHAM, JACKSON, KALAMAZOO, LAPEER, LENAWEE, LIVINGSTON, MIDLAND, MUSKEGON, SAGINAW, SANILAC, SHIAWASSEE, ST. CLAIR, ST. JOSEPH, TUSCOLA AND VAN BUREN COUNTIES

AREA 3: ALCONA, ALPENA, ANTRIM, ARENAC, BENZIE, CHARLEVOIX, CHEBOYGAN, CLARE, CRAWFORD, EMMET, GLADWIN, GRAND TRAVERSE, IONIA, IOSCO, ISABELLA, KALKASKA, KENT, LAKE, LEELANAU, MANISTEE, MASON, MECOSTA, MISSAUKEE, MONTCALM, MONTMORENCY, NEWAYGO, OCEANA, OGEMAW, OSCEOLA, OSCODA, OTSEGO, OTTAWA, PRESQUE ISLE, ROSCOMMON AND WEXFORD COUNTIES

AREA 4: ALGER, BARAGA, CHIPPEWA, DELTA, DICKINSON, GOGEBIC, HOUGHTON, IRON, KEWEENAW, LUCE, MACKINAC, MARQUETTE, MENOMINEE, ONTONAGON AND SCHOOLCRAFT COUNTIES

	Rates	Fringes
LABORER (AREA 1)		
GROUP 1.....	\$ 29.67	13.45
GROUP 2.....	\$ 29.88	13.45
GROUP 3.....	\$ 30.17	13.45
GROUP 4.....	\$ 30.61	13.45
GROUP 5.....	\$ 30.23	13.45
GROUP 6.....	\$ 30.66	13.45
LABORER (AREA 2)		
GROUP 1.....	\$ 26.92	12.90
GROUP 2.....	\$ 27.12	12.90

GROUP 3.....	\$ 27.36	12.90
GROUP 4.....	\$ 27.71	12.90
GROUP 5.....	\$ 27.58	12.90
GROUP 6.....	\$ 27.92	12.90
LABORER (AREA 3)		
GROUP 1.....	\$ 26.22	12.90
GROUP 2.....	\$ 26.43	12.90
GROUP 3.....	\$ 26.72	12.90
GROUP 4.....	\$ 27.16	12.90
GROUP 5.....	\$ 26.78	12.90
GROUP 6.....	\$ 27.21	12.90
LABORER (AREA 4)		
GROUP 1.....	\$ 26.22	12.90
GROUP 2.....	\$ 26.43	12.90
GROUP 3.....	\$ 26.72	12.90
GROUP 4.....	\$ 27.16	12.90
GROUP 5.....	\$ 26.78	12.90
GROUP 6.....	\$ 27.21	12.90

LABORER CLASSIFICATIONS

GROUP 1: Asphalt shoveler or loader; asphalt plant misc.; burlap person; yard person; dumper (wagon, truck, etc.); joint filling laborer; miscellaneous laborer; unskilled laborer; sprinkler laborer; form setting laborer; form stripper; pavement reinforcing; handling and placing (e.g., wire mesh, steel mats, dowel bars); mason's tender or bricklayer's tender on manholes; manhole builder; headwalls, etc.; waterproofing, (other than buildings) seal coating and slurry mix, shoring, underpinning; pressure grouting; bridge pin and hanger removal; material recycling laborer; horizontal paver laborer (brick, concrete, clay, stone and asphalt); ground stabilization and modification laborer; grouting; waterblasting; top person; railroad track and trestle laborer; carpenters' tender; guard rail builders' tender; earth retention barrier and wall and M.S.E. wall installer's tender; highway and median installer's tender (including sound, retaining, and crash barriers); fence erector's tender; asphalt raker tender; sign installer; remote control operated equipment.

GROUP 2: Mixer operator (less than 5 sacks); air or electric tool operator (jackhammer, etc.); spreader; boxperson (asphalt, stone, gravel); concrete paddler; power chain saw operator; paving batch truck dumper; tunnel mucker (highway work only); concrete saw (under 40 h.p.) and dry pack machine; roto-mill grounds person.

GROUP 3: Tunnel miner (highway work only); finishers tenders; guard rail builders; highway and median barrier installer; earth retention barrier and wall and M.S.E. wall installer's (including sound, retaining and crash barriers); fence erector; bottom person; powder person; wagon drill and air track operator; diamond and core

drills; grade checker; certified welders; curb and side rail setter's tender.

GROUP 4: Asphalt raker

GROUP 5: Pipe layers, oxy-gun

GROUP 6: Line-form setter for curb or pavement; asphalt screed checker/screw man on asphalt paving machines.

LABO1076-005 04/01/2023

MICHIGAN STATEWIDE

	Rates	Fringes
LABORER (DISTRIBUTION WORK)		
Zone 1.....	\$ 25.17	13.32
Zone 2.....	\$ 24.22	13.45
Zone 3.....	\$ 21.60	13.45
Zone 4.....	\$ 20.97	13.43
Zone 5.....	\$ 21.00	13.40

DISTRIBUTION WORK - The construction, installation, treating and reconditioning of distribution pipelines transporting coal, oil, gas or other similar materials, vapors or liquids, including pipelines within private property boundaries, up to and including the meter settings on residential, commercial, industrial, institutional, private and public structures. All work covering pumping stations and tank farms not covered by the Building Trades Agreement. Other distribution lines with the exception of sewer, water and cable television are included.

Underground Duct Layer Pay: \$.40 per hour above the base pay rate.

- Zone 1 - Macomb, Oakland and Wayne
- Zone 2 - Monroe and Washtenaw
- Zone 3 - Bay, Genesee, Lapeer, Midland, Saginaw, Sanilac, Shiawassee and St. Clair
- Zone 4 - Alger, Baraga, Chippewa, Delta, Dickinson, Gogebic, Houghton, Iron, Keweenaw, Luce, Mackinac, Marquette, Menominee, Ontonagon and Schoolcraft
- Zone 5 - Remaining Counties in Michigan

PAIN0022-002 07/01/2008

HILLSDALE, JACKSON AND LENAWEE COUNTIES; LIVINGSTON COUNTY (east of the eastern city limits of Howell, not including the city of Howell, north to the Genesee County line and south to the Washtenaw County line); MACOMB, MONROE, OAKLAND, WASHTENAW

AND WAYNE COUNTIES:

	Rates	Fringes
PAINTER.....	\$ 25.06	14.75

FOOTNOTES: For all spray work and journeyman rigging for spray work, also blowing off, \$0.80 per hour additional (applies only to workers doing rigging for spray work on off the floor work. Does not include setting up or moving rigging on floor surfaces, nor does it apply to workers engaged in covering up or tending spray equipment. For all sandblasting and spray work performed on highway bridges, overpasses, tanks or steel, \$0.80 per hour additional. For all brushing, cleaning and other preparatory work (other than spraying or steeplejack work) at scaffold heights of fifty (50) feet from the ground or higher, \$0.50 per hour additional. For all preparatorial work and painting performed on open steel under forty (40) feet when no scaffolding is involved, \$0.50 per hour additional. For all swing stage work-window jacks and window belts-exterior and interior, \$0.50 per hour additional. For all spray work and sandblaster work to a scaffold height of forty (40) feet above the floor level, \$0.80 per hour additional. For all preparatorial work and painting on all highway bridges or overpasses up to forty (40) feet in height, \$0.50 per hour additional. For all steeplejack work performed where the elevation is forty (40) feet or more, \$1.25 per hour additional.

 PAIN0312-001 06/01/2018

EXCLUDES: ALLEGAN COUNTY (Townships of Dorr, Fillmore, Heath, Hopkins, Laketown, Leighton, Manlius, Monterey, Overisel, Salem, Saugatuck and Wayland); INCLUDES: Barry, Berrien, Branch, Calhoun, Cass, Hillsdale, Kalamazoo, St. Joseph, Van Buren

	Rates	Fringes
PAINTER		
Brush and roller.....	\$ 23.74	13.35
Spray, Sandblast, Sign		
Painting.....	\$ 24.94	13.35

 PAIN0845-003 05/10/2018

CLINTON COUNTY; EATON COUNTY (does not include the townships of Bellevue and Olivet); INGHAM COUNTY; IONIA COUNTY (east of Hwy. M 66); LIVINGSTON COUNTY (west of the eastern city limits of Howell, including the city of Howell, north to the Genesee

County line and south to the Washtenaw County line); AND SHIAWASSEE COUNTY (Townships of Bennington, Laingsbury and Perry):

	Rates	Fringes
PAINTER.....	\$ 25.49	13.74

 PAIN0845-015 05/10/2018

MUSKEGON COUNTY; NEWAYGO COUNTY (except the Townships of Barton, Big Prairie, Brooks, Croton, Ensley, Everett, Goodwell, Grant, Home, Monroe, Norwich and Wilcox); OCEANA COUNTY; OTTAWA COUNTY (except the townships of Allendale, Blendone, Chester, Georgetown, Holland, Jamestown, Olive, Park, Polkton, Port Sheldon, Tallmadge, Wright and Zeeland):

	Rates	Fringes
PAINTER.....	\$ 25.49	13.74

 PAIN0845-018 05/10/2018

ALLEGAN COUNTY (Townships of Dorr, Fillmore, Heath, Hopkins, Laketown, Leighton, Manlius, Monterey, Overisel, Salem, Saugatuck and Wayland); IONIA COUNTY (west of Hwy. M-66); KENT, MECOSTA AND MONTCALM COUNTIES; NEWAYGO COUNTY (Townships of Barton, Big Prairie, Brooks, Croton, Ensley, Everett, Goodwell, Grant, Home, Monroe, Norwich and Wilcox); OSCEOLA COUNTY (south of Hwy. #10); OTTAWA COUNTY (Townships of Allendale, Blendone, Chester, Georgetown, Holland, Jamestown, Olive, Park, Polkton, Port Sheldon, Tallmadge, Wright and Zeeland):

	Rates	Fringes
PAINTER.....	\$ 25.49	13.74

FOOTNOTES: Lead abatement work: \$1.00 per hour additional.

PAIN1011-003 06/02/2022

ALGER, BARAGA, CHIPPEWA, DELTA, DICKINSON, GOGEBIC, HOUGHTON, IRON, KEWEENAW, LUCE, MACKINAC, MARQUETTE, MENOMINEE, ONTONAGON AND SCHOOLCRAFT COUNTIES:

	Rates	Fringes
PAINTER.....	\$ 24.66	14.99

FOOTNOTES: High pay (bridges, overpasses, watertower): 30 to

80 ft.: \$.65 per hour additional. 80 ft. and over: \$1.30 per hour additional.

PAIN1474-002 06/01/2010

HURON COUNTY; LAPEER COUNTY (east of Hwy. M-53); ST. CLAIR, SANILAC AND TUSCOLA COUNTIES:

	Rates	Fringes
PAINTER.....	\$ 23.79	12.02

FOOTNOTES: Lead abatement work: \$1.00 per hour additional. Work with any hazardous material: \$1.00 per hour additional. Sandblasting, steam cleaning and acid cleaning: \$1.00 per hour additional. Ladder work at or above 40 ft., scaffold work at or above 40 ft., swing stage, boatswain chair, window jacks and all work performed over a falling height of 40 ft.: \$1.00 per hour additional. Spray gun work, pick pullers and those handling needles, blowing off by air pressure, and any person rigging (setting up and moving off the ground): \$1.00 per hour additional. Steeplejack, tanks, gas holders, stacks, flag poles, radio towers and beacons, power line towers, bridges, etc.: \$1.00 per hour additional, paid from the ground up.

PAIN1803-003 06/01/2019

ALCONA, ALPENA, ANTRIM, ARENAC, BAY, BENZIE, CHARLEVOIX, CHEBOYGAN, CLARE, CRAWFORD, EMMET, GLADWIN, GRAND TRAVERSE, GRATIOT, IOSCO, ISABELLA, KALKASKA, LAKE, LEELANAU, MANISTEE, MASON, MIDLAND, MISSAUKEE, MONTMORENCY AND OGEMAW COUNTIES; OSCEOLA COUNTY (north of Hwy. #10); OSCODA, OTSEGO, PRESQUE ISLE, ROSCOMMON, SAGINAW AND WEXFORD COUNTIES:

	Rates	Fringes
PAINTER Work performed on water, bridges over water or moving traffic, radio and powerline towers, elevated tanks, steeples, smoke stacks over 40 ft. of falling heights, recovery of lead-based paints and any work associated with industrial plants, except maintenance of industrial plants.....	\$ 25.39	14.68

All other work, including
 maintenance of industrial
 plant.....\$ 25.39 14.68

FOOTNOTES: Spray painting, sandblasting, blowdown associated with spraying and blasting, water blasting and work involving a swing stage, boatswain chair or spider: \$1.00 per hour additional. All work performed inside tanks, vessels, tank trailers, railroad cars, sewers, smoke stacks, boilers or other spaces having limited egress not including buildings, opentop tanks, pits, etc.: \$1.25 per hour additional.

 PLAS0514-001 06/01/2023

ZONE 1: GENESEE, LIVINGSTON, MACOMB, MONROE, OAKLAND, SAGINAW, WASHTENAW AND WAYNE COUNTIES

ZONE 2: ALCONA, ALGER, ALLEGAN, ALPENA, ANTRIM, ARENAC, BARAGA, BARRY, BAY, BENZIE, BERRIEN, BRANCH, CALHOUN, CASS, CHARLEVOIX, CHEBOYGAN, CHIPPEWA, CLARE, CLINTON, CRAWFORD, DELTA, DICKINSON, EATON, EMMET, GLADWIN, GOGEBIC, GRAND TRAVERSE, GRATIOT, HILLSDALE, HOUGHTON, HURON, INGHAM, IONIA, IOSCO, IRON, ISABELLA, JACKSON, KALAMAZOO, KALKASKA, KENT, KEWEENAW, LAKE, LAPEER, LEELANAU, LENAWEE, LUCE, MACKINAC, MANISTEE, MARQUETTE, MASON, MECOSTA, MENOMINEE, MIDLAND, MISSAUKEE, MONTCALM, MONTMORENCY, MUSKEGON, NEWAYGO, OCEANA, OGEMAW, ONTONAGON, OSCEOLA, OSCODA, OTSEGO, OTTAWA, PRESQUE ISLE, ROSCOMMON, SANILAC, SCHOOLCRAFT, SHIAWASSEE, ST. CLAIR, ST. JOSEPH, TUSCOLA, VAN BUREN AND WEXFORD COUNTIES

	Rates	Fringes
CEMENT MASON/CONCRETE FINISHER		
ZONE 1.....	\$ 33.00	18.51
ZONE 2.....	\$ 31.50	18.51

 PLUM0190-003 05/01/2015

ALCONA, ALGER, ALLEGAN, ALPENA, ANTRIM, ARENAC, BARAGA, BARRY, BAY, BENZIE, BERRIEN, BRANCH, CALHOUN, CASS, CHARLEVOIX, CHEBOYGAN, CHIPPEWA, CLARE, CLINTON, CRAWFORD, DELTA, DICKINSON, EATON, EMMET, GENESEE, GLADWIN, GOGEBIC, GRAND TRAVERSE, GRATIOT, HILLSDALE, HOUGHTON, HURON, INGHAM, IONIA, IOSCO, IRON, ISABELLA, JACKSON, KALAMAZOO, KALKASKA, KENT, KEWEENAW, LAKE, LAPEER, LEELANAU, LENAWEE, LIVINGSTON, LUCE, MACKINAC, MACOMB, MANISTEE, MARQUETTE, MASON, MECOSTA, MENOMINEE, MIDLAND, MISSAUKEE, MONTCALM, MONTMORENCY, MONROE, MUSKEGON, NEWAYGO, OAKLAND, OCEANA, OGEMAW, ONTONAGON, OSCEOLA, OSCODA, OTSEGO, OTTAWA, PRESQUE ISLE, ROSCOMMON, SAGINAW, ST. CLARE, ST. JOSEPH, SANILAC, SCHOOLCRAFT, SHIAWASSEE, TUSCOLA, VAN BUREN, WASHTENAW, WAYNE AND WEXFORD COUNTIES

	Rates	Fringes
Plumber/Pipefitter - gas distribution pipeline:		
Welding in conjunction with gas distribution pipeline work.....	\$ 33.03	20.19
All other work:.....	\$ 24.19	12.28

TEAM0007-004 06/01/2020

AREA 1: ALCONA, ALGER, ALLEGAN, ALPENA, ANTRIM, ARENAC, BARAGA,
BARRY, BAY, BENZIE, BERRIEN, BRANCH, CALHOUN, CASS, CHARLEVOIX,
CHEBOYGAN, CHIPPEWA, CLARE, CLINTON, CRAWFORD, DELTA,
DICKINSON, EATON, EMMET, GLADWIN, GOGEBIC, GRAND TRAVERSE,
GRATIOT, HILLSDALE, HOUGHTON, HURON, INGHAM, IONIA, IOSCO,
IRON, ISABELLA, JACKSON, KALAMAZOO, KALKASKA, KENT, KEWEENAW,
LAKE, LAPEER, LEELANAU, LENAWEE, LUCE, MACKINAC, MANISTEE,
MARQUETTE, MASON, MECOSTA, MENOMINEE, MIDLAND, MISSAUKEE,
MONTCALM, MONTMORENCY, MUSKEGON, NEWAYGO, OCEANA, OGEMAW,
ONTONAGON, OSCEOLA, OSCODA, OTSEGO, OTTAWA, PRESQUE ISLE,
ROSCOMMON, SAGINAW, SANILAC, SCHOOLCRAFT, SHIAWASSEE, ST.
CLAIR, ST. JOSEPH, TUSCOLA, VAN BUREN AND WEXFORD COUNTIES

AREA 2: GENESEE, LIVINGSTON, MACOMB, MONROE, OAKLAND, WASHTENAW
AND WAYNE COUNTIES

	Rates	Fringes
TRUCK DRIVER		
AREA 1		
Euclids, double bottoms and lowboys.....	\$ 28.05	.50 + a+b
Trucks under 8 cu. yds.....	\$ 27.80	.50 + a+b
Trucks, 8 cu. yds. and over.....	\$ 27.90	.50 + a+b
AREA 2		
Euclids, double bottomms and lowboys.....	\$ 24.895	.50 + a+b
Euclids, double bottoms and lowboys.....	\$ 28.15	.50 + a+b
Trucks under 8 cu. yds.....	\$ 27.90	.50 + a+b
Trucks, 8 cu. yds. and over.....	\$ 28.00	.50 + a+b

Footnote:
a. \$470.70 per week
b. \$68.70 daily

TEAM0247-004 04/01/2013

AREA 1: ALCONA, ALGER, ALLEGAN, ALPENA, ANTRIM, ARENAC, BARAGA, BARRY, BAY, BENZIE, BERRIEN, BRANCH, CALHOUN, CASS, CHARLEVOIX, CHEBOYGAN, CHIPPEWA, CLARE, CLINTON, CRAWFORD, DELTA, DICKINSON, EATON, EMMET, GLADWIN, GOGEBIC, GRAND TRAVERSE, GRATIOT, HILLSDALE, HOUGHTON, HURON, INGHAM, IONIA, IOSCO, IRON, ISABELLA, JACKSON, KALAMAZOO, KALKASKA, KENT, KEWEENAW, LAKE, LAPEER, LEELANAU, LENAWEE, LUCE, MACKINAC, MANISTEE, MARQUETTE, MASON, MECOSTA, MENOMINEE, MIDLAND, MISSAUKEE, MONTCALM, MONTMORENCY, MUSKEGON, NEWAYGO, OCEANA, OGEMAW, ONTONAGON, OSCEOLA, OSCODA, OTSEGO, OTTAWA, PRESQUE ISLE, ROSCOMMON, SANILAC, SCHOOLCRAFT, SHIAWASSEE, SAGINAW, ST. CLAIR, ST. JOSEPH, TUSCOLA, VAN BUREN AND WEXFORD COUNTIES

AREA 2: GENESEE, LIVINGSTON, MACOMB, MONROE, OAKLAND, WASHTENAW AND WAYNE COUNTIES

	Rates	Fringes
Sign Installer		
AREA 1		
GROUP 1.....	\$ 21.78	11.83
GROUP 2.....	\$ 25.27	11.8375
AREA 2		
GROUP 1.....	\$ 22.03	11.83
GROUP 2.....	\$ 25.02	11.8375

FOOTNOTE:

a. \$132.70 per week, plus \$17.80 per day.

SIGN INSTALLER CLASSIFICATIONS:

GROUP 1: performs all necessary labor and uses all tools required to construct and set concrete forms required in the installation of highway and street signs

GROUP 2: performs all miscellaneous labor, uses all hand and power tools, and operates all other equipment, mobile or otherwise, required for the installation of highway and street signs

TEAM0247-010 04/01/2018

AREA 1: LAPEER AND SHIAWASSEE COUNTIES

AREA 2: GENESEE, MACOMB, MONROE, OAKLAND, ST. CLAIR, WASHTENAW AND WAYNE COUNTIES

	Rates	Fringes
--	-------	---------

TRUCK DRIVER (Underground construction)

AREA 1		
GROUP 1.....	\$ 23.82	19.04
GROUP 2.....	\$ 23.91	19.04
GROUP 3.....	\$ 24.12	19.04
AREA 2		
GROUP 1.....	\$ 24.12	19.04
GROUP 2.....	\$ 24.26	19.04
GROUP 3.....	\$ 24.45	19.04

PAID HOLIDAYS: New Year's Day, Memorial Day, Fourth of July, Labor Day, Thanksgiving Day and Christmas Day.

SCOPE OF WORK: Excavation, site preparation, land balancing, grading, sewers, utilities and improvements; also including but not limited to, tunnels, underground piping, retention, oxidation, flocculation facilities, conduits, general excavation and steel sheeting for underground construction. Underground construction work shall not include any structural modifications, alterations, additions and repairs to buildings or highway work, including roads, streets, bridge construction and parking lots or steel erection.

TRUCK DRIVER CLASSIFICATIONS

GROUP 1: Truck driver on all trucks (EXCEPT dump trucks of 8 cubic yards capacity or over, pole trailers, semis, low boys, Euclid, double bottom and fuel trucks)

GROUP 2: Truck driver on dump trucks of 8 cubic yards capacity or over, pole trailers, semis and fuel trucks

GROUP 3: Truck driver on low boy, Euclid and double bottom

 * SUMI2002-001 05/01/2002

	Rates	Fringes
Flag Person.....	\$ 10.10 **	0.00
LINE PROTECTOR (ZONE 1: GENESEE, MACOMB, MONROE, OAKLAND, WASHTENAW AND WAYNE)....		
	\$ 22.89	13.45
LINE PROTECTOR (ZONE 2: STATEWIDE (EXCLUDING GENESEE, MACOMB, MONROE, OAKLAND, WASHTENAW AND WAYNE).....		
	\$ 20.19	13.45

Pavement Marking Machine
 (ZONE 1: GENESEE, MACOMB,

MONROE, OAKLAND, WASHTENAW AND WAYNE COUNTIES)		
Group 1.....	\$ 30.52	13.45
 Pavement Marking Machine (ZONE 1: GENESEE, MACOMB, MONROE, OAKLAND, WASHTENAW AND WAYNE)		
Group 2.....	\$ 27.47	13.45
 Pavement Marking Machine (ZONE 2: STATEWIDE (EXCLUDING GENESEE, MACOMB, MONROE, OAKLAND, WASHTENAW AND WAYNE COUNTIES)		
Group 1.....	\$ 26.92	13.45
 Pavement Marking Machine (ZONE 2: STATEWIDE (EXCLUDING GENESEE, MACOMB, MONROE, OAKLAND, WASHTENAW AND WAYNE)		
Group 2.....	\$ 24.23	13.45

WORK CLASSIFICATIONS:

PAVEMENT MARKER GROUP 1: Drives or operates a truck mounted striper, grinder, blaster, groover, or thermoplastic melter for the placement or removal of temporary or permanent pavement markings or markers.

PAVEMENT MARKER GROUP 2: Performs all functions involved for the placement or removal of temporary or permanent pavement markings or markers not covered by the classification of Pavement Marker Group 1 or Line Protector.

LINE PROTECTOR: Performs all operations for the protection or removal of temporary or permanent pavement markings or markers in a moving convoy operation not performed by the classification of Pavement Marker Group 1. A moving convoy operation is comprised of only Pavement Markers Group 1 and Line Protectors.

WELDERS - Receive rate prescribed for craft performing operation to which welding is incidental.

=====

** Workers in this classification may be entitled to a higher minimum wage under Executive Order 14026 (\$17.20) or 13658 (\$12.90). Please see the Note at the top of the wage determination for more information. Please also note that the minimum wage requirements of Executive Order 14026 are not

currently being enforced as to any contract or subcontract to which the states of Texas, Louisiana, or Mississippi, including their agencies, are a party.

Note: Executive Order (EO) 13706, Establishing Paid Sick Leave for Federal Contractors applies to all contracts subject to the Davis-Bacon Act for which the contract is awarded (and any solicitation was issued) on or after January 1, 2017. If this contract is covered by the EO, the contractor must provide employees with 1 hour of paid sick leave for every 30 hours they work, up to 56 hours of paid sick leave each year. Employees must be permitted to use paid sick leave for their own illness, injury or other health-related needs, including preventive care; to assist a family member (or person who is like family to the employee) who is ill, injured, or has other health-related needs, including preventive care; or for reasons resulting from, or to assist a family member (or person who is like family to the employee) who is a victim of, domestic violence, sexual assault, or stalking. Additional information on contractor requirements and worker protections under the EO is available at <https://www.dol.gov/agencies/whd/government-contracts>.

Unlisted classifications needed for work not included within the scope of the classifications listed may be added after award only as provided in the labor standards contract clauses (29CFR 5.5 (a) (1) (iii)).

The body of each wage determination lists the classification and wage rates that have been found to be prevailing for the cited type(s) of construction in the area covered by the wage determination. The classifications are listed in alphabetical order of "identifiers" that indicate whether the particular rate is a union rate (current union negotiated rate for local), a survey rate (weighted average rate) or a union average rate (weighted union average rate).

Union Rate Identifiers

A four letter classification abbreviation identifier enclosed in dotted lines beginning with characters other than "SU" or "UAVG" denotes that the union classification and rate were prevailing for that classification in the survey. Example: PLUM0198-005 07/01/2014. PLUM is an abbreviation identifier of the union which prevailed in the survey for this classification, which in this example would be Plumbers. 0198 indicates the local union number or district council number where applicable, i.e., Plumbers Local 0198. The next number, 005 in the example, is an internal number used in processing the wage determination. 07/01/2014 is the effective date of the

most current negotiated rate, which in this example is July 1, 2014.

Union prevailing wage rates are updated to reflect all rate changes in the collective bargaining agreement (CBA) governing this classification and rate.

Survey Rate Identifiers

Classifications listed under the "SU" identifier indicate that no one rate prevailed for this classification in the survey and the published rate is derived by computing a weighted average rate based on all the rates reported in the survey for that classification. As this weighted average rate includes all rates reported in the survey, it may include both union and non-union rates. Example: SULA2012-007 5/13/2014. SU indicates the rates are survey rates based on a weighted average calculation of rates and are not majority rates. LA indicates the State of Louisiana. 2012 is the year of survey on which these classifications and rates are based. The next number, 007 in the example, is an internal number used in producing the wage determination. 5/13/2014 indicates the survey completion date for the classifications and rates under that identifier.

Survey wage rates are not updated and remain in effect until a new survey is conducted.

Union Average Rate Identifiers

Classification(s) listed under the UAVG identifier indicate that no single majority rate prevailed for those classifications; however, 100% of the data reported for the classifications was union data. EXAMPLE: UAVG-OH-0010 08/29/2014. UAVG indicates that the rate is a weighted union average rate. OH indicates the state. The next number, 0010 in the example, is an internal number used in producing the wage determination. 08/29/2014 indicates the survey completion date for the classifications and rates under that identifier.

A UAVG rate will be updated once a year, usually in January of each year, to reflect a weighted average of the current negotiated/CBA rate of the union locals from which the rate is based.

WAGE DETERMINATION APPEALS PROCESS

1.) Has there been an initial decision in the matter? This can be:

* an existing published wage determination

- * a survey underlying a wage determination
- * a Wage and Hour Division letter setting forth a position on a wage determination matter
- * a conformance (additional classification and rate) ruling

On survey related matters, initial contact, including requests for summaries of surveys, should be with the Wage and Hour National Office because National Office has responsibility for the Davis-Bacon survey program. If the response from this initial contact is not satisfactory, then the process described in 2.) and 3.) should be followed.

With regard to any other matter not yet ripe for the formal process described here, initial contact should be with the Branch of Construction Wage Determinations. Write to:

Branch of Construction Wage Determinations
Wage and Hour Division
U.S. Department of Labor
200 Constitution Avenue, N.W.
Washington, DC 20210

2.) If the answer to the question in 1.) is yes, then an interested party (those affected by the action) can request review and reconsideration from the Wage and Hour Administrator (See 29 CFR Part 1.8 and 29 CFR Part 7). Write to:

Wage and Hour Administrator
U.S. Department of Labor
200 Constitution Avenue, N.W.
Washington, DC 20210

The request should be accompanied by a full statement of the interested party's position and by any information (wage payment data, project description, area practice material, etc.) that the requestor considers relevant to the issue.

3.) If the decision of the Administrator is not favorable, an interested party may appeal directly to the Administrative Review Board (formerly the Wage Appeals Board). Write to:

Administrative Review Board
U.S. Department of Labor
200 Constitution Avenue, N.W.
Washington, DC 20210

4.) All decisions by the Administrative Review Board are final.

=====

END OF GENERAL DECISION"

"General Decision Number: MI20240074 01/05/2024

Superseded General Decision Number: MI20230074

State: Michigan

Construction Type: Heavy

County: Washtenaw County in Michigan.

Heavy, Includes Water, Sewer Lines and Excavation (Excludes Hazardous Waste Removal; Coal, Oil, Gas, Duct and other similar Pipeline Construction)

Note: Contracts subject to the Davis-Bacon Act are generally required to pay at least the applicable minimum wage rate required under Executive Order 14026 or Executive Order 13658. Please note that these Executive Orders apply to covered contracts entered into by the federal government that are subject to the Davis-Bacon Act itself, but do not apply to contracts subject only to the Davis-Bacon Related Acts, including those set forth at 29 CFR 5.1(a)(1).

<p>If the contract is entered into on or after January 30, 2022, or the contract is renewed or extended (e.g., an option is exercised) on or after January 30, 2022:</p>	<ul style="list-style-type: none"> . Executive Order 14026 generally applies to the contract. . The contractor must pay all covered workers at least \$17.20 per hour (or the applicable wage rate listed on this wage determination, if it is higher) for all hours spent performing on the contract in 2024.
<p>If the contract was awarded on or between January 1, 2015 and January 29, 2022, and the contract is not renewed or extended on or after January 30, 2022:</p>	<ul style="list-style-type: none"> . Executive Order 13658 generally applies to the contract. . The contractor must pay all covered workers at least \$12.90 per hour (or the applicable wage rate listed on this wage determination, if it is higher) for all hours spent performing on that contract in 2024.

The applicable Executive Order minimum wage rate will be adjusted annually. If this contract is covered by one of the Executive Orders and a classification considered necessary for performance of work on the contract does not appear on this wage determination, the contractor must still submit a conformance request.

Additional information on contractor requirements and worker protections under the Executive Orders is available at <http://www.dol.gov/whd/govcontracts>.

Modification Number	Publication Date
0	01/05/2024

CARP0687-006 06/01/2023

	Rates	Fringes
CARPENTER, Includes Form Work....	\$ 38.48	30.22

 ELEC0252-009 06/01/2023

	Rates	Fringes
ELECTRICIAN.....	\$ 51.73	29%+13.00

 ENGI0325-019 09/01/2023

POWER EQUIPMENT OPERATORS: Underground Construction (Including Sewer)

	Rates	Fringes
POWER EQUIPMENT OPERATOR		
GROUP 1.....	\$ 41.08	25.25
GROUP 2.....	\$ 36.25	25.25
GROUP 3.....	\$ 35.52	25.25
GROUP 4.....	\$ 34.95	25.25

POWER EQUIPMENT OPERATOR CLASSIFICATIONS

- GROUP 1: Backhoe/ Excavator, Boring Machine, Bulldozer, Crane, Grader/ Blade, Loader, Roller, Scraper, Trencher (over 8 ft. digging capacity)
- GROUP 2: Trencher (8-ft digging capacity and smaller)
- GROUP 3: Boom Truck (non-swinging, non- powered type boom)
- GROUP 4: Broom/ Sweeper, Fork Truck, Tractor, Bobcat/ Skid Steer /Skid Loader

 ENGI0326-008 06/01/2023

EXCLUDES UNDERGROUND CONSTRUCTION

	Rates	Fringes
OPERATOR: Power Equipment		
GROUP 1.....	\$ 47.79	25.35
GROUP 2.....	\$ 46.29	25.35
GROUP 3.....	\$ 44.79	25.35
GROUP 4.....	\$ 44.49	25.35
GROUP 5.....	\$ 43.67	25.35
GROUP 6.....	\$ 42.81	25.35
GROUP 7.....	\$ 41.84	25.35
GROUP 8.....	\$ 40.13	25.35
GROUP 9.....	\$ 31.79	25.35

FOOTNOTES: Tower cranes: to be paid the crane operator rate determined by the combined length of the mast and the boom.

POWER EQUIPMENT OPERATOR CLASSIFICATIONS

- GROUP 1: Crane with boom & jib or leads 400' or longer
- GROUP 2: Crane with boom & jib or leads 300' or longer
- GROUP 3: Crane with boom & jib or leads 220' or longer
- GROUP 4: Crane with boom & jib or leads 140' or longer
- GROUP 5: Crane with boom & jib or leads 120' or longer
- GROUP 6: Regular crane operator
- GROUP 7: Backhoe/Excavator, Bobcat/Skid Loader, Boring Machine, Broom/Sweeper, Bulldozer, Grader/Blade, Loader, Roller, Scraper, Tractor, Trencher
- GROUP 8: Forklift
- GROUP 9: Oiler

 IRON0025-006 06/01/2023

	Rates	Fringes
IRONWORKER		
Reinforcing.....	\$ 31.43	34.77
Structural.....	\$ 34.85	40.42

LABO0334-009 06/01/2023
EXCLUDES OPEN CUT CONSTRUCTION

	Rates	Fringes
Landscape Laborer		
GROUP 1.....	\$ 25.97	8.60
GROUP 2.....	\$ 23.75	8.60

LANDSCAPE LABORER CLASSIFICATIONS
GROUP 1: Landscape specialist, including air, gas and diesel equipment operator, lawn sprinkler installer and skidsteer (or equivalent)
GROUP 2: Landscape laborer: small power tool operator, material mover, truck driver and lawn sprinkler installer tender

LABO0334-018 09/01/2022
SCOPE OF WORK:
OPEN CUT CONSTRUCTION: Excavation of earth and sewer, utilities, and improvements, including underground piping/conduit (including inspection, cleaning, restoration, and relining)

	Rates	Fringes
LABORER		
(1) Common or General.....	\$ 25.20	12.95
(2) Mason Tender- Cement/Concrete.....	\$ 22.11	12.95
(4) Grade Checker.....	\$ 25.50	12.95
(5) Pipelayer.....	\$ 22.90	12.75
(524.20) Pipelayer.....	\$ 25.65	12.95
(7) Landscape.....	\$ 19.59	12.95

LABO0499-020 08/01/2022
EXCLUDES OPEN CUT CONSTRUCTION

	Rates	Fringes
LABORER		
GROUP 1.....	\$ 30.66	14.70
GROUP 2.....	\$ 31.21	14.70
GROUP 3.....	\$ 31.02	14.70

LABORER CLASSIFICATIONS
GROUP 1: Common or General; Grade Checker
GROUP 2: Mason Tender - Cement/Concrete
GROUP 3: Pipelayer

PAIN0022-005 07/01/2008

	Rates	Fringes
PAINTER		
Brush & Roller.....	\$ 25.06	14.75
Spray.....	\$ 25.86	14.75

PLAS0514-002 06/01/2023

	Rates	Fringes
CEMENT MASON/CONCRETE FINISHER....	\$ 32.23	22.11

 PLUM0190-010 06/01/2021

	Rates	Fringes
PLUMBER.....	\$ 44.31	23.70

 TEAM0007-006 06/01/2023

	Rates	Fringes
TRUCK DRIVER		
Dump Truck under 8 cu. yds.; Tractor Haul Truck....	\$ 31.40	.75 + a+b
Dump Truck, 8 cu. yds. and over.....	\$ 31.50	.75 + a+b
Lowboy/Semi-Trailer Truck...	\$ 31.65	.75+ a+b

FOOTNOTE:

- a. \$470.70 per week.
- b. \$68.70 daily.

 SUMI2010-072 11/09/2010

	Rates	Fringes
TRUCK DRIVER: Off the Road Truck.....	\$ 20.82	3.69

 WELDERS - Receive rate prescribed for craft performing operation to which welding is incidental.

=====
 Note: Executive Order (EO) 13706, Establishing Paid Sick Leave for Federal Contractors applies to all contracts subject to the Davis-Bacon Act for which the contract is awarded (and any solicitation was issued) on or after January 1, 2017. If this contract is covered by the EO, the contractor must provide employees with 1 hour of paid sick leave for every 30 hours they work, up to 56 hours of paid sick leave each year. Employees must be permitted to use paid sick leave for their own illness, injury or other health-related needs, including preventive care; to assist a family member (or person who is like family to the employee) who is ill, injured, or has other health-related needs, including preventive care; or for reasons resulting from, or to assist a family member (or person who is like family to the employee) who is a victim of, domestic violence, sexual assault, or stalking. Additional information on contractor requirements and worker protections under the EO is available at <https://www.dol.gov/agencies/whd/government-contracts>. Unlisted classifications needed for work not included within the scope of the classifications listed may be added after award only as provided in the labor standards contract clauses (29CFR 5.5 (a) (1) (iii)).

 The body of each wage determination lists the classification and wage rates that have been found to be prevailing for the cited type(s) of construction in the area covered by the wage determination. The classifications are listed in alphabetical

order of "identifiers" that indicate whether the particular rate is a union rate (current union negotiated rate for local), a survey rate (weighted average rate) or a union average rate (weighted union average rate).

Union Rate Identifiers

A four letter classification abbreviation identifier enclosed in dotted lines beginning with characters other than "SU" or "UAVG" denotes that the union classification and rate were prevailing for that classification in the survey. Example: PLUM0198-005 07/01/2014. PLUM is an abbreviation identifier of the union which prevailed in the survey for this classification, which in this example would be Plumbers. 0198 indicates the local union number or district council number where applicable, i.e., Plumbers Local 0198. The next number, 005 in the example, is an internal number used in processing the wage determination. 07/01/2014 is the effective date of the most current negotiated rate, which in this example is July 1, 2014.

Union prevailing wage rates are updated to reflect all rate changes in the collective bargaining agreement (CBA) governing this classification and rate.

Survey Rate Identifiers

Classifications listed under the "SU" identifier indicate that no one rate prevailed for this classification in the survey and the published rate is derived by computing a weighted average rate based on all the rates reported in the survey for that classification. As this weighted average rate includes all rates reported in the survey, it may include both union and non-union rates. Example: SULA2012-007 5/13/2014. SU indicates the rates are survey rates based on a weighted average calculation of rates and are not majority rates. LA indicates the State of Louisiana. 2012 is the year of survey on which these classifications and rates are based. The next number, 007 in the example, is an internal number used in producing the wage determination. 5/13/2014 indicates the survey completion date for the classifications and rates under that identifier. Survey wage rates are not updated and remain in effect until a new survey is conducted.

Union Average Rate Identifiers

Classification(s) listed under the UAVG identifier indicate that no single majority rate prevailed for those classifications; however, 100% of the data reported for the classifications was union data. EXAMPLE: UAVG-OH-0010 08/29/2014. UAVG indicates that the rate is a weighted union average rate. OH indicates the state. The next number, 0010 in the example, is an internal number used in producing the wage determination. 08/29/2014 indicates the survey completion date for the classifications and rates under that identifier.

A UAVG rate will be updated once a year, usually in January of each year, to reflect a weighted average of the current negotiated/CBA rate of the union locals from which the rate is based.

1.) Has there been an initial decision in the matter? This can be:

- * an existing published wage determination
- * a survey underlying a wage determination
- * a Wage and Hour Division letter setting forth a position on a wage determination matter
- * a conformance (additional classification and rate) ruling

On survey related matters, initial contact, including requests for summaries of surveys, should be with the Wage and Hour National Office because National Office has responsibility for the Davis-Bacon survey program. If the response from this initial contact is not satisfactory, then the process described in 2.) and 3.) should be followed.

With regard to any other matter not yet ripe for the formal process described here, initial contact should be with the Branch of Construction Wage Determinations. Write to:

Branch of Construction Wage Determinations
Wage and Hour Division
U.S. Department of Labor
200 Constitution Avenue, N.W.
Washington, DC 20210

2.) If the answer to the question in 1.) is yes, then an interested party (those affected by the action) can request review and reconsideration from the Wage and Hour Administrator (See 29 CFR Part 1.8 and 29 CFR Part 7). Write to:

Wage and Hour Administrator
U.S. Department of Labor
200 Constitution Avenue, N.W.
Washington, DC 20210

The request should be accompanied by a full statement of the interested party's position and by any information (wage payment data, project description, area practice material, etc.) that the requestor considers relevant to the issue.

3.) If the decision of the Administrator is not favorable, an interested party may appeal directly to the Administrative Review Board (formerly the Wage Appeals Board). Write to:

Administrative Review Board
U.S. Department of Labor
200 Constitution Avenue, N.W.
Washington, DC 20210

4.) All decisions by the Administrative Review Board are final.

=====
END OF GENERAL DECISION"

ADDENDUM No. 1

RFP No. 24-17

Yorkshire, Independence, and Medford (Y.I.M.) Water Main Replacement Project

Due Date: March 28, 2024 by 2:00 p.m. (local time)

The information contained herein shall take precedence over the original documents and all previous addenda (if any) and is appended thereto. **This Addendum includes a total of ninety-nine (99) pages.**

The Proposer is to acknowledge **receipt of this Addendum No. 1 by signing and submitting attachment B**, including all attachments in its Proposal by so indicating in the proposal that the addendum has been received. Proposals submitted without acknowledgement of receipt of this addendum may be considered non-conforming.

The following forms provided within the RFP Document should be included in submitted proposal:

- **Attachment D - Prevailing Wage Declaration of Compliance**
- **Attachment E - Living Wage Declaration of Compliance**
- **Attachment G - Vendor Conflict of Interest Disclosure Form**
- **Attachment H - Non-Discrimination Declaration of Compliance**

Proposals that fail to provide these completed forms listed above upon proposal opening may be rejected as non-responsive and may not be considered for award.

I. CORRECTIONS/ADDITIONS/DELETIONS

Changes to the RFP documents which are outlined below are referenced to a page or Section in which they appear conspicuously. Changes highlighted in **yellow** reflect the changes made in this addendum. Offerors are to take note in its review of the documents and include these changes as they may affect work or details in other areas not specifically referenced here.

Section/Page(s)

Change

Pages 15 & 16
Section III.E

Schedule of Pricing/Cost Forms; replace with pages
Addendum 1-8 to 11. Revisions are described below.

Added the following pay items:

01051.00 – Sign, Type B, Temp, Prismatic, Special, Furn &
Oper

01101.00 – Pedestrian Channelizer Device, Furn & Oper

01102.00 – Temporary Pedestrian Ramp, Furn & Oper

01103.00 – Temporary Pedestrian Mat, Furn & Oper

02000.00 – DS_Tree Trimming Allowance

04014.02 – 6 In., SDR 26 PVC Sanitary Service Lead,
SD-TD-2

06070.01 – Storm Single Inlet, 24 In. Dia., (0-8' deep)
06140.00 – Storm Sewer Structure, Rem
06150.00 – Storm Sewer Drop Structure, Rem
06160.03 – Storm Structure Adjust, Additional Depth
06170.00 – Storm Structure, Reconstruct
07110.01 – Sacrificial Anode, 17-pound
07110.02 – Sacrificial Anode, 32-pound
07131.00 – Temporary Water Main Line Stop, Additional
Rental Day
08010.71 – Aggregate Base Conditioning
08060.00 – Hand Patching
10050.00 – Underground Sprinkling System, Restore

Replaced the following pay items:

01001.00 – General Conditions, Max. \$114,000.00 with pay
item 01001.00 – General Conditions, Max. \$150,000.00
01002.00 – Project Supervision, Max. \$114,000.00 with pay
item 01002.00 – Project Supervision, Max. \$70,000.00
01040.00 – Minor Traffic Control, Max \$91,000.00 with pay
item 01040.00 – Minor Traffic Control, Max \$90,000.00
03000.00 – Machine Grading, Modified with pay item
03000.71 – DS_Machine Grading
07004.01 – 6 In., Class 56 DIP w/polywrap, SD-TD-1 with
pay item 07000.02 – 6 In., PC 350 DIP w/polywrap,
SD-TD-1
07004.02 – 8 In., Class 56 DIP w/polywrap, SD-TD-1 with
pay item 07000.03 – 8 In., PC 350 DIP w/polywrap,
SD-TD-1
07004.04 – 12 In., Class 56 DIP w/polywrap, SD-TD-1 with
pay item 07000.05 – 12 In., PC 350 DIP w/polywrap,
SD-TD-1
10060.00 – Turf Restoration with the pay item 10060.71 –
DS_Turf Restoration

Removed the following pay item:

03050.00 – Embankment, CIP
07030.05 – 8 In. X 8 In. X 6 In. DIP Tee

Revised estimated quantities for the following pay items:

01050.00 – Sign, Type B, Temp, Prismatic, Furn & Oper
01100.00 – Pedestrian Type II Barricade, Temp,
Furn & Oper
06001.01 – 12 In., CL IV RCP Storm Sewer, SD-TD-1
06020.00 – Pipe Undercut & Backfill, Storm
06120.03 – Storm Sewer Pipe, 12 In. Dia., Rem

Pages 15 & 16
Section III.E (continued)

07030.05 – 8 In. X 6 In. DIP Reducer
07030.06 – 8 In. X 8 In. X 8 In. DIP Tee
08010.71 – Aggregate Base, 8 In., 21AA, CIP

Pages 45-47
Detailed Specifications

Insert Detailed Specification for Project Schedule; pages Addendum 1-12 thru 14.

Insert Detailed Specification for Aggregate Base Conditioning; pages Addendum 1-15.

Insert Detailed Specification for Concrete Durability; pages Addendum 1-16 thru 21.

Insert Detailed Specification for Concrete Placement and Protection; pages Addendum 1-22 & 23.

Insert Detailed Specification for General Construction Notes; pages Addendum 1-24.

Insert Detailed Specification for HMA Acceptance; pages Addendum 1-25 thru 31.

Insert Detailed Specification for HMA Application Estimate; pages Addendum 1-32.

Insert Detailed Specification for Machine Grading; pages Addendum 1-33 thru 37.

Insert Detailed Specification for Maintenance of Traffic; pages Addendum 1-38 thru 40.

Insert Detailed Specification for Quantities and Unit Prices; pages Addendum 1-41.

Insert Detailed Specification for Restoration; pages Addendum 1-42.

Insert Detailed Specification for Soil Boring Pavement Section and Geotechnical Data; pages Addendum 1-43.

Insert Detailed Specification for Tree Trimming; pages Addendum 1-44 thru 46.

City of Ann Arbor
Standard Details

Replace Standard Detail SD-W-1 for Fire Hydrant Assembly with Revision No. 00 dated 2/5/24; pages Addendum 1-47.

Replace Standard Detail SD-W-3 for Precast Gate Well (Watermains 16 Inch and Smaller) with Revision No. 00 dated 2/5/24; pages Addendum 1-48.

Plans
Sheets 1 to 47

Replace Plan Set in its entirety. Revisions are noted below.

Sheet 1: Cover/Title Sheet	Revised “Sheet List Table” to show reordering of Removal Plan sheets, Water Main Plan & Profile sheets, Construction Plan sheets, and Profile sheets. Added sheets 48-51. Revised map showing project location. Revised date of City of Ann Arbor Standard Specifications for 1994 to 2024.
Sheet 2: General Notes Sheet	Updated “Miscellaneous or As-Needed Quantities” and “City of Ann Arbor Standards Used” tables. Updated cost for soil erosion and sedimentation control measures, topsoil, seeding, and mulch, site soils information.
Sheets 8-11: Typical Sections – 1, 2, 3 & 4 Sheets	Revised excavation limits beneath existing pavement that to remain in place. Revised dimensioning for “Machine Grading” and “Turf Restoration”. Added dimensioning for “Aggregate Base Conditioning”. Revised call outs on proposed typical sections related to hot mix asphalt leveling and top courses, water main trench, concrete curb and gutter, and embankment.
Sheets 12, 15, 16, 19, 22, 23, 26, 27, 31, 32, 33, 37 and 39: Removal Sheets and Construction Sheets	Added call outs and revised quantity tables to reflect the removal and replacement of drop inlet storm structures.
Sheets 13, 14, 20, 21, 28, 29 and 30: Water Main Plan & Profile Sheets	Revised call outs and quantity tables to reflect revisions related to the fire hydrant assembly connection at the water main.
Sheet 46: Detour Plan Sheets	Revised “Maintenance of Traffic” quantity table. Added quantity tables for “Sign, Type B, Temp, Prismatic” and “Sign, Type B, Temp, Prismatic, Special”. Revised notes.
Sheets 48 & 49: Alternate Pedestrian Routes (APR) Sheets	Added these sheets to plan set.
Sheets 50 & 51: Temporary Pedestrian Access Routes (TPAR) Sheets	Added these sheets to plan set.

II. QUESTIONS AND ANSWERS

The following Questions have been received by the City. Responses are being provided in accordance with the terms of the RFP. Respondents are directed to take note in its review of the documents of the following questions and City responses as they affect work or details in other areas not specifically referenced here.

Question 1: Class 56 pipe is specified on this job, new city spec is for Standard PC350 which is a lower thickness class than class 50. Is class 56 pipe correct for this job?

Answer: Class 56 ductile iron pipe was specified in error and has been revised to PC 350 ductile iron pipe. Addendum 1 includes the necessary pay items, quantities, and plan revisions to address this matter.

Question 2: Will the city be trimming trees to accommodate construction efforts prior to construction?

Answer: An allowance for tree trimming has been added to the RFP should City of Ann Arbor Forestry crews be unable to perform this work in advance of construction. Addendum 1 includes a detailed specification addressing this matter.

Question 3: Generally, Signs and Signals prefers to handle all sign work on their own. Has anyone reached out to signs and signals about removal and salvage of signs, and do they want the contractor to handle this item?

Answer: The contractor will be responsible for removing and salvaging existing signs. The RFP includes a pay item for "Sign, Rem, Salv" to address this work. The City's Sign and Signal Unit will reinstall the salvaged signs and any new ones after construction is complete.

Question 4: Can multiple roads be worked on at once?

Answer: Addendum 1 includes a Detailed Specification for Project Schedule that addresses the construction sequencing for the project and allowable concurrent work.

Question 5: The plans call out for DR 2 each in multiple spots on the plans with no explanation. What is this calling for on the plans?

Answer: This call out was shown in error and any references to it have been removed from the plans as part of Addendum 1.

Question 6: This project has multiple drop inlet structures on it, is it still the city's intention to replace these with 2' monobase inlets with 2' sump? If so, will these be added to the pay items?

Answer: Yes, the project will include replacement of drop inlet structures. Addendum 1 includes the necessary pay items and quantities to address this work.

Question 7: There is one pay item for storm structure adjust which will potentially include 3 different casting and adjustment effort types, are these to be assumed they will all be paid the same price?

Answer: The unit price for the pay item "Storm Structure Cover, Adjust" is the same for all storm castings/covers regardless of type.

Question 8: Given the road profile, it would appear all long side sanitary services are going to be crossed with watermain underneath, will there be a pay item for repairing the sanitary laterals during watermain installation? Which type of ferro, and pipe will be required for fix a sanitary lateral?

Answer: The existing sanitary sewers are 10-12 feet deep and are unlikely to be exposed during the water main work; however, the contractor will be required to relocate and replace any conflicting leads it encounters during construction in accordance with City of Ann Arbor Standard Specification. As part of Addendum 1 the miscellaneous (as-needed) pay item and quantity for "6 In., SDR 26 PVC Sanitary Service Lead, SD-TD-2" has been added to the RFP to address this matter.

- Question 9:** Embankment CIP is one of the pay items. The plans call for embankment behind new curb and specify will be paid as Machine Grading. What is the Embankment CIP pay item intended for?
- Answer: As a part of Addendum 1 this pay item has been removed from the RFP.*
- Question 10:** Is stone incidental to the curb pay item? How much stone is going under the curb?
- Answer: The stone beneath the concrete curb and cutter is not incidental to that pay item and is being paid for as "Aggregate Base, 8 inch, 21AA, CIP".*
- Question 11:** The road profile shows 8" of stone on the water main side of the road, will there be any stone required on the other side of the road? How will this stone be paid for?
- Answer: In various locations outside of the water main trench where the existing road base is to remain it may be necessary to add aggregate to achieve proposed grades and cross slopes. As part of Addendum 1 the pay item and quantity for "Aggregate Base Conditioning" and a related detailed specification has been added to the RFP to address this matter.*
- Question 12:** The hydrants are drawn with a 8x6 tee, the city usually installs them with an 8 inch tee and an 8x6 reducer 3 feet from the companion valve. How will these hydrants be installed?
- Answer: The 8 In. x 8 In. x 6 In. are shown in error on the plans. Hydrant connections are to be installed in accordance with the current City of Ann Arbor Standard Detail SD-W-1 (Fire Hydrant Assembly). Addendum 1 includes the necessary quantities and plan revisions to address this matter.*
- Question 13:** The plans call for 10' of watermain removal at each new hydrant location. Is this to remove the Tee for the old hydrant, or to accommodate installation of the new hydrant? Are there profile drawings for the new hydrants?
- Answer: The purpose of removing 10 feet of existing water main at each new hydrant location is to accommodate those installations and could involve removing the old hydrant "tee" if it falls within the removal limits. Profiles drawings of the new hydrants will be made available to the contractor awarded the project prior to the start of construction.*
- Question 14:** There is a 20" watermain that is to be crossed on Dorchester, is there any information on that main? Will it be in conflict with the 8" watermain, if so, will the 8" watermain be going over or under the 20" water?
- Answer: No information is available for the existing 20" water main where the new 8" water main crosses it in the Yorkshire Rd and Dorchester Rd intersection. The City anticipates using the pay item "Exploratory Excavation, SD-TD-1, (0-10' Deep)" to determine the elevation of this main and at that time a determination will be made on to how to best address this crossing should there be a conflict.*
- Question 15:** What is the engineer's estimated cost of construction (for bonding purposes)?
- Answer: The Engineer's Estimated Opinion of Cost is approximately \$2.5M.*

Question 16: Can you provide an excel file version of the bid form for submission?

Answer: Unfortunately, a Microsoft Excel cannot be provided.

Question 17: I do not see a pay item for additional rental days for line stop usage (if necessary). Can this pay item be added?

Answer: The pay item "Temporary Water Main Line Stop, Additional Rental Day" has been added to the RFP as part of Addendum 1.

Question 18: In lanes of roads where utility installation is not proposed, how will the additional aggregate required to make grade be paid for? I only Items 08010.02 and 08010.03 that are paid for by the square yard. My concern is that the non-utility side of the road will be low (based on existing HMA thicknesses) and the resulting stone grade will not be uniform. It will be nearly impossible to prove quantity on a SY measurement. Could this additional stone be paid for by the ton?

Answer: See answer to Question 11.

Question 19: I did not see a pay item for HMA hand patching. Was this an omission?

Answer: The pay item "Hand Patching" has been added to the RFP as part of Addendum 1.

Question 20: The plans and schedule of values specify the DIP as CL56. Current City standards require PC350 DIP. Is the use of CL56 DIP a project specific requirement?

Answer: See answer to Question 1.

Question 21: On the pavement typical sections the project shows all HMA coming out, new agg base is only shown in the watermain influence areas. The remainder of the pavement sections looks like the intention is to remove the pavement and pave on the existing agg base. The issue here is that the existing pavement is thicker than the new 4" HMA called for on the streets in many areas. How will the aggregate that will be needed to raise the aggregate base in these areas be paid for?

Answer: See answer to Question 11.

Offerors are responsible for any conclusions that they may draw from the information contained in the Addendum.

ATTACHMENT B
GENERAL DECLARATIONS

City of Ann Arbor
Guy C. Larcom Municipal Building
Ann Arbor, Michigan 48107

Ladies and Gentlemen:

The undersigned, as Bidder, declares that this Bid is made in good faith, without fraud or collusion with any person or persons bidding on the same Contract; that this Bidder has carefully read and examined the bid documents, including City Nondiscrimination requirements and Declaration of Compliance Form, Living Wage requirements and Declaration of Compliance Form, Prevailing Wage requirements and Declaration of Compliance Form, Vendor Conflict of Interest Form, Notice of Pre-Bid Conference, General Information, Bid, Bid Forms, Contract, Bond Forms, General Conditions, Standard Specifications, Detailed Specifications, all Addenda, and the Plans (if applicable) and understands them. The Bidder declares that it conducted a full investigation at the site of the work proposed and is fully informed as to the nature of the work and the conditions relating to the work's performance. The Bidder also declares that it has extensive experience in successfully completing projects similar to this one.

The Bidder acknowledges that it has not received or relied upon any representations or warrants of any nature whatsoever from the City of Ann Arbor, its agents or employees, and that this Bid is based solely upon the Bidder's own independent business judgment.

The undersigned proposes to perform all work shown on the plans or described in the bid documents, including any addenda issued, and to furnish all necessary machinery, tools, apparatus, and other means of construction to do all the work, furnish all the materials, and complete the work in strict accordance with all terms of the Contract of which this Bid is one part.

In accordance with these bid documents, and Addenda numbered , the undersigned, as Bidder, proposes to perform at the sites in and/or around Ann Arbor, Michigan, all the work included herein for the amounts set forth in the Bid Forms.

The Bidder declares that it has become fully familiar with the liquidated damage clauses for completion times and for compliance with City Code Chapter 112, understands and agrees that the liquidated damages are for the non-quantifiable aspects of non-compliance and do not cover actual damages that may be shown and agrees that if awarded the Contract, all liquidated damage clauses form part of the Contract.

The Bidder declares that it has become fully familiar with the provisions of Chapter 14, Section 1:320 (Prevailing wages) and Chapter 23 (Living Wage) of the Code of the City of Ann Arbor and that it understands and agrees to comply, to the extent applicable to employees providing services to the City under this Contract, with the wage and reporting requirements stated in the City Code provisions cited. The Bidder certifies that the statements contained in the City Prevailing Wage and Living Wage Declaration of Compliance Forms are true and correct. Bidder further agrees that the cited provisions of Chapter 14 and Chapter 23 form a part of this Contract.

The Bidder declares that it has become familiar with the City Conflict of Interest Disclosure Form and certifies that the statement contained therein is true and correct.

The Bidder encloses a certified check or Bid Bond in the amount of 5% of the total of the Bid Price. The Bidder agrees both to contract for the work and to furnish the necessary Bonds and insurance documentation within 10 days after being notified of the acceptance of the Bid.

If this Bid is accepted by the City and the Bidder fails to contract and furnish the required Bonds and insurance documentation within 10 days after being notified of the acceptance of this Bid, then the Bidder shall be considered to have abandoned the Contract and the certified check or Bid Bond accompanying this Bid shall become due and payable to the City.

If the Bidder enters into the Contract in accordance with this Bid, or if this Bid is rejected, then the accompanying check or Bid Bond shall be returned to the Bidder.

In submitting this Bid, it is understood that the right is reserved by the City to accept any Bid, to reject any or all Bids, to waive irregularities and/or informalities in any Bid, and to make the award in any manner the City believes to be in its best interest.

SIGNED THIS 28TH DAY OF MARCH, 2021.

E.T. Mackenzie Company

Bidder's Name


8197 JACKSON RD

ANN ARBOR, MI 48103

Official Address

734.761.5850

Telephone Number


Authorized Signature of Bidder

Michael S. Marks, President
(Print Name of Signer Above)

JNIEMIEC@MACKENZIECO.COM
Email Address for Award Notice

ATTACHMENT C
LEGAL STATUS OF BIDDER

(The bidder shall fill out the appropriate form and strike out the other three.)

Bidder declares that it is:

* A corporation organized and doing business under the laws of the State of Michigan, for whom Michael S. Marks, bearing the office title of President, whose signature is affixed to this Bid, is authorized to execute contracts.

NOTE: If not incorporated in Michigan, please attach the corporation's Certificate of Authority

• A limited liability company doing business under the laws of the State of _____, whom _____ bearing the title of _____ whose signature is affixed to this proposal, is authorized to execute contract on behalf of the LLC.

* A partnership, organized under the laws of the state of _____ and filed in the county of _____, whose members are (list all members and the street and mailing address of each) (attach separate sheet if necessary):

* An individual, whose signature with address, is affixed to this Bid: _____ (initial here)

Authorized Official



Date March 28th, 2024

(Print) Name Michael S. Marks Title President

Company: E.T. Mackenzie Company

Address: 8197 JACKSON RD, ANN ARBOR, MI, 48103

Contact Phone () 734.761.5050 Fax () 734.761.5323

Email JNIEMIEL@MACKENZIECO.COM

ATTACHMENT D
PREVAILING WAGE DECLARATION OF COMPLIANCE

The "wage and employment requirements" of Section 1:320 of Chapter 14 of Title I of the Ann Arbor City Code mandates that the city not enter any contract, understanding or other arrangement for a public improvement for or on behalf of the city unless the contract provides that all craftsmen, mechanics and laborers employed directly on the site in connection with said improvements, including said employees of subcontractors, shall receive the prevailing wage for the corresponding classes of craftsmen, mechanics and laborers, as determined by statistics for the Ann Arbor area compiled by the United States Department of Labor. Where the contract and the Ann Arbor City Code are silent as to definitions of terms required in determining contract compliance with regard to prevailing wages, the definitions provided in the Davis-Bacon Act as amended (40 U.S.C. 278-a to 276-a-7) for the terms shall be used. Further, to the extent that any employees of the contractor providing services under this contract are not part of the class of craftsmen, mechanics and laborers who receive a prevailing wage in conformance with section 1:320 of Chapter 14 of Title I of the Code of the City of Ann Arbor, employees shall be paid a prescribed minimum level of compensation (i.e. Living Wage) for the time those employees perform work on the contract in conformance with section 1:815 of Chapter 23 of Title I of the Code of the City of Ann Arbor.

At the request of the city, any contractor or subcontractor shall provide satisfactory proof of compliance with this provision.

The Contractor agrees:

- (a) To pay each of its employees whose wage level is required to comply with federal, state or local prevailing wage law, for work covered or funded by this contract with the City,
- (b) To require each subcontractor performing work covered or funded by this contract with the City to pay each of its employees the applicable prescribed wage level under the conditions stated in subsection (a) or (b) above.
- (c) To provide to the City payroll records or other documentation within ten (10) business days from the receipt of a request by the City.
- (d) To permit access to work sites to City representatives for the purposes of monitoring compliance and investigating complaints or non-compliance.

The undersigned states that he/she has the requisite authority to act on behalf of his/her employer in these matters and has offered to provide the services in accordance with the terms of the wage and employment provisions of the Chapter 14 of the Ann Arbor City Code. The undersigned certifies that he/she has read and is familiar with the terms of Section 1:320 of Chapter 14 of the Ann Arbor City Code and by executing this Declaration of Compliance obligates his/her employer and any subcontractor employed by it to perform work on the contract to the wage and employment requirements stated herein. The undersigned further acknowledges and agrees that if it is found to be in violation of the wage and employment requirements of Section 1:320 of the Chapter 14 of the Ann Arbor City Code it shall be deemed a material breach of the terms of the contract and grounds for termination of same by the City.

E.T. Mackenzie Company
Company Name

[Signature] 3/28/2024
Signature of Authorized Representative Date

Michael S. Marks, President
Print Name and Title

8177 JACKSON RD, ANN ARBOR, MI 48103
Address, City, State, Zip

734.761.5050 J.NIEMIEL @ MACKENZIE.CO.COM
Phone/Email address

Questions about this form? Contact Procurement Office City of Ann Arbor Phone: 734/794-6500

ATTACHMENT E
LIVING WAGE ORDINANCE DECLARATION OF COMPLIANCE

The Ann Arbor Living Wage Ordinance (Section 1:811-1:821 of Chapter 23 of Title I of the Code) requires that an employer who is (a) a contractor providing services to or for the City for a value greater than \$10,000 for any twelve-month contract term, or (b) a recipient of federal, state, or local grant funding administered by the City for a value greater than \$10,000, or (c) a recipient of financial assistance awarded by the City for a value greater than \$10,000, shall pay its employees a prescribed minimum level of compensation (i.e., Living Wage) for the time those employees perform work on the contract or in connection with the grant or financial assistance. The Living Wage must be paid to these employees for the length of the contract/program.

Companies employing fewer than 5 persons and non-profits employing fewer than 10 persons are exempt from compliance with the Living Wage Ordinance. If this exemption applies to your company/non-profit agency please check here No. of employees _____

The Contractor or Grantee agrees:

- (a) To pay each of its employees whose wage level is not required to comply with federal, state or local prevailing wage law, for work covered or funded by a contract with or grant from the City, no less than the Living Wage. The current Living Wage is defined as \$16.43/hour for those employers that provide employee health care (as defined in the Ordinance at Section 1:815 Sec. 1 (a)), or no less than \$18.32/hour for those employers that do not provide health care. The Contractor or Grantor understands that the Living Wage is adjusted and established annually on April 30 in accordance with the Ordinance and covered employers shall be required to pay the adjusted amount thereafter to be in compliance with Section 1:815(3).

Check the applicable box below which applies to your workforce

- Employees who are assigned to any covered City contract/grant will be paid at or above the applicable living wage without health benefits
- Employees who are assigned to any covered City contract/grant will be paid at or above the applicable living wage with health benefits

- (b) To post a notice approved by the City regarding the applicability of the Living Wage Ordinance in every work place or other location in which employees or other persons contracting for employment are working.
- (c) To provide to the City payroll records or other documentation within ten (10) business days from the receipt of a request by the City.
- (d) To permit access to work sites to City representatives for the purposes of monitoring compliance, and investigating complaints or non-compliance.
- (e) To take no action that would reduce the compensation, wages, fringe benefits, or leave available to any employee covered by the Living Wage Ordinance or any person contracted for employment and covered by the Living Wage Ordinance in order to pay the living wage required by the Living Wage Ordinance.

The undersigned states that he/she has the requisite authority to act on behalf of his/her employer in these matters and has offered to provide the services or agrees to accept financial assistance in accordance with the terms of the Living Wage Ordinance. The undersigned certifies that he/she has read and is familiar with the terms of the Living Wage Ordinance, obligates the Employer/Grantee to those terms and acknowledges that if his/her employer is found to be in violation of Ordinance it may be subject to civil penalties and termination of the awarded contract or grant of financial assistance.

E.T. Mackenzie Company
Company Name

8197 JACKSON RD
Street Address

[Signature] 3/28/2004
Signature of Authorized Representative Date

ANN ARBOR, MI 48103
City, State, Zip

Michael S. Marks, President
Print Name and Title

734.761.5050 / JNIEMIEL@MACKENZIECO.COM
Phone/Email address

Attachment F

CITY OF ANN ARBOR LIVING WAGE ORDINANCE

RATE EFFECTIVE APRIL 30, 2024 - ENDING APRIL 29, 2025

\$16.43 per hour

If the employer provides health care benefits*

\$18.32 per hour

If the employer does **NOT** provide health care benefits*

Employers providing services to or for the City of Ann Arbor or recipients of grants or financial assistance from the City of Ann Arbor for a value of more than \$10,000 in a twelve-month period of time must pay those employees performing work on a City of Ann Arbor contract or grant, the above living wage.

ENFORCEMENT

The City of Ann Arbor may recover back wages either administratively or through court action for the employees that have been underpaid in violation of the law. Persons denied payment of the living wage have the right to bring a civil action for damages in addition to any action taken by the City.

Violation of this Ordinance is punishable by fines of not more than \$500/violation plus costs, with each day being considered a separate violation. Additionally, the City of Ann Arbor has the right to modify, terminate, cancel or suspend a contract in the event of a violation of the Ordinance.

* Health Care benefits include those paid for by the employer or making an employer contribution toward the purchase of health care. The employee contribution must not exceed \$.50 an hour for an average work week; and the employer cost or contribution must equal no less than \$1/hr for the average work week.

The Law Requires Employers to Display This Poster Where Employees Can Readily See It.

**For Additional Information or to File a Complaint contact
Colin Spencer at 734/794-6500 or cspencer@a2gov.org**



ATTACHEMENT G

Vendor Conflict of Interest Disclosure Form

All vendors interested in conducting business with the City of Ann Arbor must complete and return the Vendor Conflict of Interest Disclosure Form in order to be eligible to be awarded a contract. Please note that all vendors are subject to comply with the City of Ann Arbor's conflict of interest policies as stated within the certification section below.

If a vendor has a relationship with a City of Ann Arbor official or employee, an immediate family member of a City of Ann Arbor official or employee, the vendor shall disclose the information required below.

1. No City official or employee or City employee's immediate family member has an ownership interest in vendor's company or is deriving personal financial gain from this contract.
2. No retired or separated City official or employee who has been retired or separated from the City for less than one (1) year has an ownership interest in vendor's Company.
3. No City employee is contemporaneously employed or prospectively to be employed with the vendor.
4. Vendor hereby declares it has not and will not provide gifts or hospitality of any dollar value or any other gratuities to any City employee or elected official to obtain or maintain a contract.
5. Please note any exceptions below:

Conflict of Interest Disclosure*	
Name of City of Ann Arbor employees, elected officials or immediate family members with whom there may be a potential conflict of interest.	<input type="checkbox"/> Relationship to employee <input type="checkbox"/> Interest in vendor's company <input type="checkbox"/> Other (please describe in box below)
N/A	

*Disclosing a potential conflict of interest does not disqualify vendors. In the event vendors do not disclose potential conflicts of interest and they are detected by the City, vendor will be exempt from doing business with the City.

I certify that this Conflict of Interest Disclosure has been examined by me and that its contents are true and correct to my knowledge and belief and I have the authority to so certify on behalf of the Vendor by my signature below:		
<i>E.T. Mackenzie Company</i>	<i>734-761-5050</i>	
Vendor Name	Vendor Phone Number	
<i>[Signature]</i>	<i>3/28/2021</i>	<i>Michael S. Marks, President</i>
Signature of Vendor Authorized Representative	Date	Printed Name of Vendor Authorized Representative

Questions about this form? Contact Procurement Office City of Ann Arbor Phone: 734/794-6500, procurement@a2gov.org

ATTACHMENT H

DECLARATION OF COMPLIANCE

Non-Discrimination Ordinance

The "non-discrimination by city contractors" provision of the City of Ann Arbor Non-Discrimination Ordinance (Ann Arbor City Code Chapter 112, Section 9:158) requires all contractors proposing to do business with the City to treat employees in a manner which provides equal employment opportunity and does not discriminate against any of their employees, any City employee working with them, or any applicant for employment on the basis of actual or perceived age, arrest record, color, disability, educational association, familial status, family responsibilities, gender expression, gender identity, genetic information, height, HIV status, marital status, national origin, political beliefs, race, religion, sex, sexual orientation, source of income, veteran status, victim of domestic violence or stalking, or weight. It also requires that the contractors include a similar provision in all subcontracts that they execute for City work or programs.

In addition, the City Non-Discrimination Ordinance requires that all contractors proposing to do business with the City of Ann Arbor must satisfy the contract compliance administrative policy adopted by the City Administrator. A copy of that policy may be obtained from the Purchasing Manager

The Contractor agrees:

- (a) To comply with the terms of the City of Ann Arbor's Non-Discrimination Ordinance and contract compliance administrative policy, including but not limited to an acceptable affirmative action program if applicable.
- (b) To post the City of Ann Arbor's Non-Discrimination Ordinance Notice in every workplace or other location in which employees or other persons are contracted to provide services under a contract with the City.
- (c) To provide documentation within the specified time frame in connection with any workforce verification, compliance review or complaint investigation.
- (d) To permit access to employees and work sites to City representatives for the purposes of monitoring compliance or investigating complaints of non-compliance.

The undersigned states that he/she has the requisite authority to act on behalf of his/her employer in these matters and has offered to provide the services in accordance with the terms of the Ann Arbor Non-Discrimination Ordinance. The undersigned certifies that he/she has read and is familiar with the terms of the Non-Discrimination Ordinance, obligates the Contractor to those terms and acknowledges that if his/her employer is found to be in violation of Ordinance it may be subject to civil penalties and termination of the awarded contract.

E.T. Mackenzie company
Company Name

[Signature] 3/28/2024
Signature of Authorized Representative Date

Michael S. Marks, President
Print Name and Title

8197 JACKSON RD, ANN ARBOR, MI 48103
Address, City, State, Zip

734-761-5050 / J.NIEMIEC@MACKENZIECO.COM
Phone/Email Address

Questions about the Notice or the City Administrative Policy, Please contact:
Procurement Office of the City of Ann Arbor
(734) 794-6500

ATTACHMENT I

CITY OF ANN ARBOR NON-DISCRIMINATION ORDINANCE

Relevant provisions of Chapter 112, Nondiscrimination, of the Ann Arbor City Code are included below.
You can review the entire ordinance at www.a2gov.org/humanrights.

Intent: It is the intent of the city that no individual be denied equal protection of the laws; nor shall any individual be denied the enjoyment of his or her civil or political rights or be discriminated against because of actual or perceived age, arrest record, color, disability, educational association, familial status, family responsibilities, gender expression, gender identity, genetic information, height, HIV status, marital status, national origin, political beliefs, race, religion, sex, sexual orientation, source of income, veteran status, victim of domestic violence or stalking, or weight.

Discriminatory Employment Practices: No person shall discriminate in the hire, employment, compensation, work classifications, conditions or terms, promotion or demotion, or termination of employment of any individual. No person shall discriminate in limiting membership, conditions of membership or termination of membership in any labor union or apprenticeship program.

Discriminatory Effects: No person shall adopt, enforce or employ any policy or requirement which has the effect of creating unequal opportunities according to actual or perceived age, arrest record, color, disability, educational association, familial status, family responsibilities, gender expression, gender identity, genetic information, height, HIV status, marital status, national origin, political beliefs, race, religion, sex, sexual orientation, source of income, veteran status, victim of domestic violence or stalking, or weight for an individual to obtain housing, employment or public accommodation, except for a bona fide business necessity. Such a necessity does not arise due to a mere inconvenience or because of suspected objection to such a person by neighbors, customers or other persons.

Nondiscrimination by City Contractors: All contractors proposing to do business with the City of Ann Arbor shall satisfy the contract compliance administrative policy adopted by the City Administrator in accordance with the guidelines of this section. All city contractors shall ensure that applicants are employed and that employees are treated during employment in a manner which provides equal employment opportunity and tends to eliminate inequality based upon any classification protected by this chapter. All contractors shall agree not to discriminate against an employee or applicant for employment with respect to hire, tenure, terms, conditions, or privileges of employment, or a matter directly or indirectly related to employment, because of any applicable protected classification. All contractors shall be required to post a copy of Ann Arbor's Non-Discrimination Ordinance at all work locations where its employees provide services under a contract with the city.

Complaint Procedure: If any individual believes there has been a violation of this chapter, he/she may file a complaint with the City's Human Rights Commission. The complaint must be filed within 180 calendar days from the date of the individual's knowledge of the allegedly discriminatory action or 180 calendar days from the date when the individual should have known of the allegedly discriminatory action. A complaint that is not filed within this timeframe cannot be considered by the Human Rights Commission. To file a complaint, first complete the complaint form, which is available at www.a2gov.org/humanrights. Then submit it to the Human Rights Commission by e-mail (hrc@a2gov.org), by mail (Ann Arbor Human Rights Commission, PO Box 8647, Ann Arbor, MI 48107), or in person (City Clerk's Office). For further information, please call the commission at 734-794-6141 or e-mail the commission at hrc@a2gov.org.

Private Actions For Damages or Injunctive Relief: To the extent allowed by law, an individual who is the victim of discriminatory action in violation of this chapter may bring a civil action for appropriate injunctive relief or damages or both against the person(s) who acted in violation of this chapter.

THIS IS AN OFFICIAL GOVERNMENT NOTICE AND
MUST BE DISPLAYED WHERE EMPLOYEES CAN READILY SEE IT.

MICHIGAN DEPARTMENT OF TRANSPORTATION CERTIFIED PAYROLL

COMPLETION OF CERTIFIED PAYROLL FORM FULFILLS THE MINIMUM MDOT PREVAILING WAGE REQUIREMENTS

(1) NAME OF CONTRACTOR / SUBCONTRACTOR (CIRCLE ONE)		(2) ADDRESS										(3) PAYROLL NO.										(4) FOR WEEK ENDING										(5) PROJECT AND LOCATION										(6) CONTRACT ID									
(a) EMPLOYEE INFORMATION		(b) WORK CLASSIFICATION		(c) Hour Type		(d) DAY AND DATE										(e) TOTAL HOURS ON PROJECT		(f) PROJECT RATE OF PAY		(g) PROJECT RATE OF FRINGE PAY		(h) GROSS PROJECT EARNED		(i) TOTAL WEEKLY HOURS WORKED ALL JOBS		(j) DEDUCTIONS					(k) TOTAL WEEKLY WAGES PAID FOR ALL JOBS																				
NAME:																0				\$0.00									\$0.00																						
ETHGEN: ID #:		GROUPCLASS #:		S												0				\$0.00									\$0.00																						
ETHGEN: ID #:		GROUPCLASS #:		S												0				\$0.00									\$0.00																						
ETHGEN: ID #:		GROUPCLASS #:		S												0				\$0.00									\$0.00																						
ETHGEN: ID #:		GROUPCLASS #:		S												0				\$0.00									\$0.00																						
ETHGEN: ID #:		GROUPCLASS #:		S												0				\$0.00									\$0.00																						
ETHGEN: ID #:		GROUPCLASS #:		S												0				\$0.00									\$0.00																						
ETHGEN: ID #:		GROUPCLASS #:		S												0				\$0.00									\$0.00																						
ETHGEN: ID #:		GROUPCLASS #:		S												0				\$0.00									\$0.00																						
ETHGEN: ID #:		GROUPCLASS #:		S												0				\$0.00									\$0.00																						
ETHGEN: ID #:		GROUPCLASS #:		S												0				\$0.00									\$0.00																						
ETHGEN: ID #:		GROUPCLASS #:		S												0				\$0.00									\$0.00																						
ETHGEN: ID #:		GROUPCLASS #:		S												0				\$0.00									\$0.00																						
ETHGEN: ID #:		GROUPCLASS #:		S												0				\$0.00									\$0.00																						

