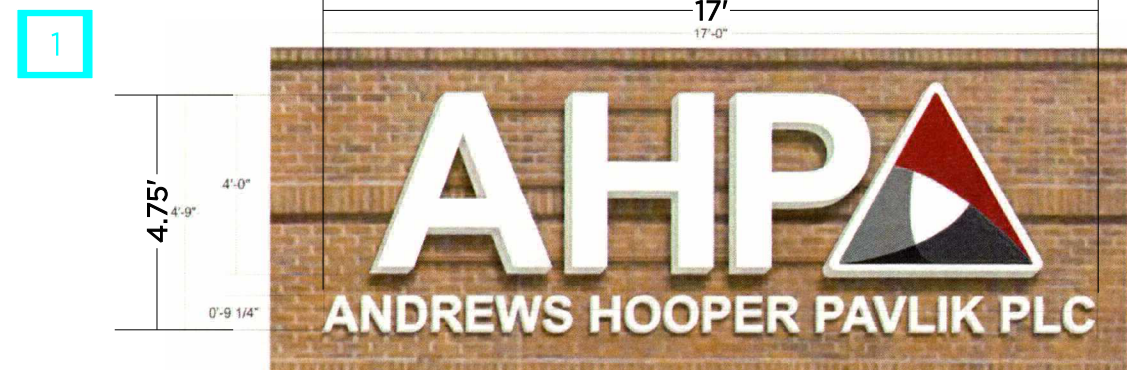
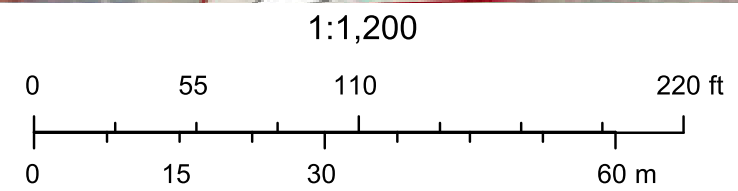




305 E Eisenhower - Sign Inventory




AHP sign: 80.75 sq ft



Preferred Title sign: 89.3 sq ft



305 Burlington sign: 112 sq ft/side (224 sq ft total)



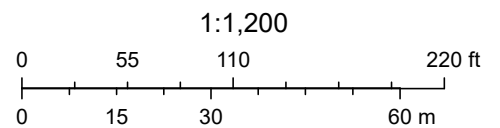
Bank Michigan Sign: ~ 8 sq ft (To be removed)

City of Ann Arbor GIS - 305 E Eisenhower



3/25/2024, 1:37:18 PM

 Tax Parcels



Legal Description:

PRT OF SE 1/4 OF SEC 5, T3S, R6E, DESC AS BEG AT S 1/4 COR OF SD SEC 5, TH N 1 DEG 34 MIN 35 SEC W 436.61 FT, TH N 87 DEG 25 MIN 50 SEC E 332.91 FT, TH S 2 DEG 34 MIN 10 SEC E 279.99 FT, TH N 87 DEG 25 MIN 50 SEC E 4 FT, TH S 2 DEG 34 MIN 10 SEC E 156.55 FT, TH S 87 DEG 25 MIN 50 SEC W 344.48 FT TO POB, EXC THAT PRT USED AS PUBLIC ROW. 3.39 AC M/L



2240 Lansing Ave., Jackson, MI 49202
 2900 Alpha Access St, Lansing, MI 48910
 663 S Mansfield St., Ypsilanti, MI 48197
 1965 Pine Creek Rd, Manistee, MI 49660
 517-784-3720/www.johnsonsign.com

JOB NAME:
BANK MICHIGAN

LOCATION:
305 E. EISENHOWER
ANN ARBOR MI 48108

ACCOUNT REP: JS

DESIGNER: JS

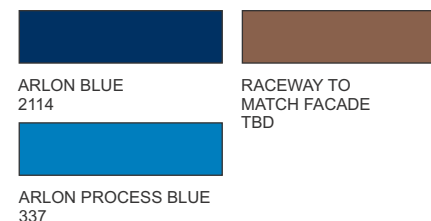
REVISION: _____

NOTES:

FILE NAME:
221750-04 DESIGN A

SCALE:
1/2"=1'

This design and all material appearing hereon constitute the original unpublished work of Johnson Sign Co. may not be duplicated, used or disclosed without written consent.



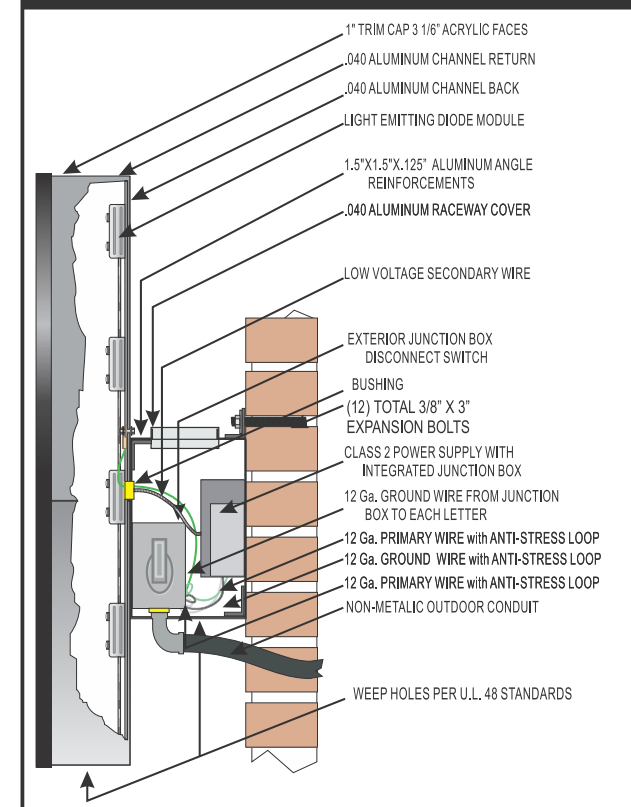
SCALE 1/2" = 1'

69.96 SQFT

● = INSTALLATION BOLT POSITIONS (12) TOTAL 3/8"Ø X 3" EXPANSION BOLTS



LED CHANNEL LETTERS ON RACEWAY



(1) SET OF INTERNALLY ILLUMINATED CHANNEL LETTERS & LOGO TO HAVE WHITE ACRYLIC FACES, TRANSLUCENT VINYL GRAPHICS, WHITE TRIMCAPS & WHITE RETURNS.

MOUNTED TO ALUMINUM RACEWAYS PAINTED TO MATCH BRICK & MOUNT FLUSH TO BRICK BUILDING.



THIS SIGN IS INTENDED TO BE MANUFACTURED IN ACCORDANCE WITH ARTICLE 600 OF THE NATIONAL ELECTRICAL CODE AND/OR OTHER APPLICABLE LOCAL CODES. THIS INCLUDES PROPER GROUNDING & BONDING OF THE SIGN. SIGN WILL BEAR UL LABEL(S).

JOHNSON SIGN CO DOES NOT PROVIDE PRIMARY ELECTRIC TO SIGN LOCATION RESPONSIBILITY OF OTHERS

CUSTOMER APPROVAL: _____

DATE: _____





69.96 SQFT

● = INSTALLATION ANCHOR POSITIONS (18) TOTAL 3/8"Ø x 3" EMB. SLEEVE ANCHORS

SCALE 1/2" = 1'



1" ALUMINUM ANGLE BRACKETS

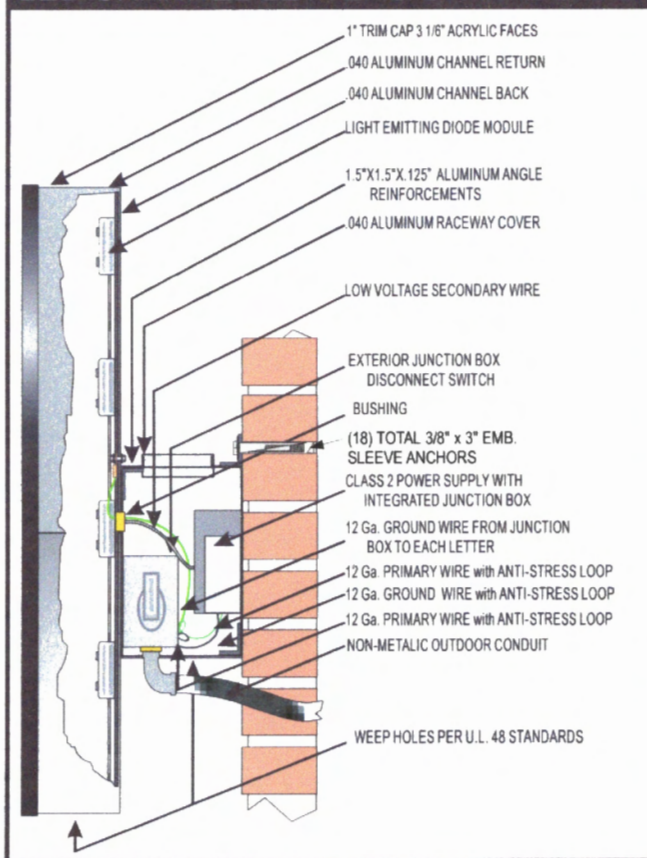


ARLON BLUE
2114

RACEWAY TO
MATCH FACADE
TBD

ARLON PROCESS BLUE
337

LED CHANNEL LETTERS ON RACEWAY



(1) SET OF INTERNALLY ILLUMINATED CHANNEL LETTERS & LOGO TO HAVE WHITE ACRYLIC FACES, TRANSLUCENT VINYL GRAPHICS, WHITE TRIMCAPS & WHITE RETURNS.

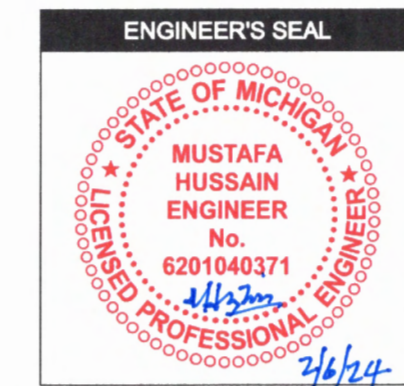
MOUNTED TO ALUMINUM RACEWAYS PAINTED TO MATCH BRICK & MOUNT FLUSH TO BRICK BUILDING.

NOTES:

Approximate Sign Weight:
150 lbs per raceway maximum.
(including mounting hardware)

The Sign Mounting is designed
for 115 mph, 3 sec. gust Wind
Ultimate Speed for Risk Cat. II
Structure as per Fig. 1609 of
2015-MBC & ASCE-7.

Mounting Hardware shall be
non-corrosive.



2240 Lansing Ave., Jackson, MI 49202
2900 Alpha Access St., Lansing, MI 48910
663 S Mansfield St., Ypsilanti, MI 48197
1965 Pine Creek Rd., Manistee, MI 49660
517-784-3720/www.johnsonsign.com

JOB NAME:
BANK MICHIGAN

LOCATION:
305 E. EISENHOWER
ANN ARBOR MI 48108

ACCOUNT REP: JS

DESIGNER: JS

REVISION:

NOTES:

FILE NAME:
221750-04 DESIGN A

SCALE:
1/2"=1'

This design and all material
appearing hereon constitute
the original unpublished
work of Johnson Sign Co.
may not be duplicated,
used or disclosed without
written consent.



THIS SIGN IS INTENDED TO BE MANUFACTURED IN ACCORDANCE WITH ARTICLE 600 OF THE NATIONAL ELECTRICAL CODE AND/OR OTHER APPLICABLE LOCAL CODES. THIS INCLUDES PROPER GROUNDING & BONDING OF THE SIGN. SIGN WILL BEAR UL LABEL(S).

JOHNSON SIGN CO
DOES NOT PROVIDE
PRIMARY ELECTRIC
TO SIGN LOCATION
RESPONSIBILITY OF OTHERS

CUSTOMER APPROVAL: _____

DATE: _____



INTERNATIONAL SIGN ASSOCIATION



MIDWEST SIGN ASSOCIATION



2240 Lansing Ave., Jackson, MI 49202
 2900 Alpha Access St, Lansing, MI 48910
 663 S Mansfield St., Ypsilanti, MI 48197
 1965 Pine Creek Rd, Manistee, MI 49660
 517-784-3720/www.johnsonsign.com

JOB NAME:
BANK MICHIGAN

LOCATION:
305 E. EISENHOWER
ANN ARBOR MI 48108

ACCOUNT REP: JS

DESIGNER: JS

REVISION: _____

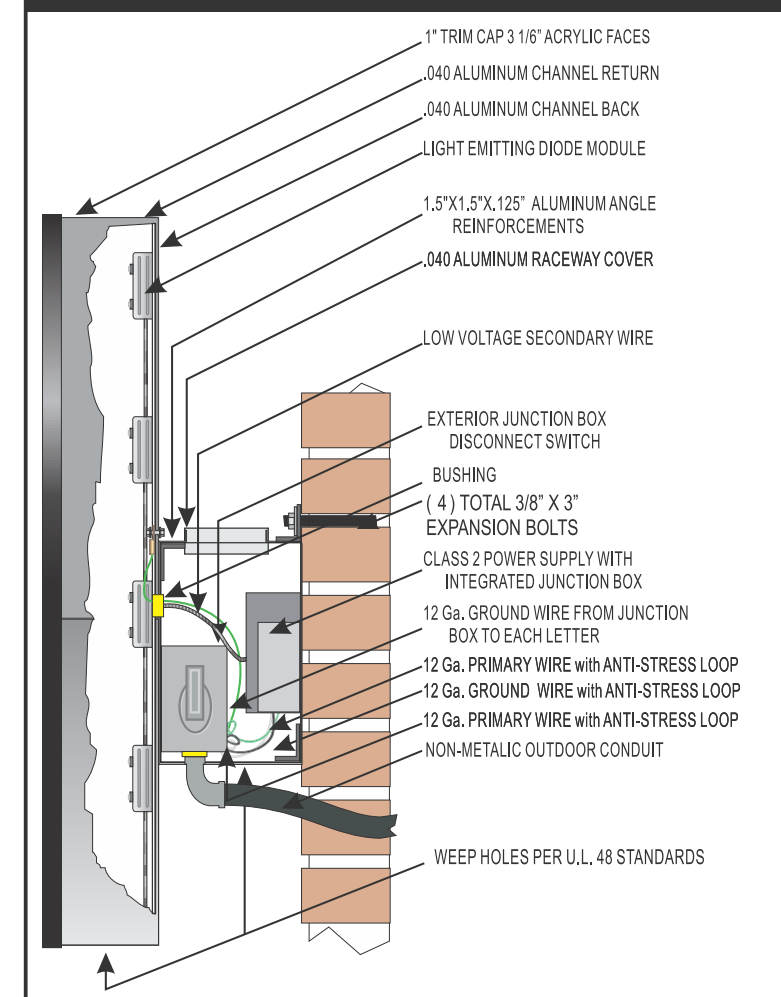
NOTES:

FILE NAME:
221750-04 DESIGN B

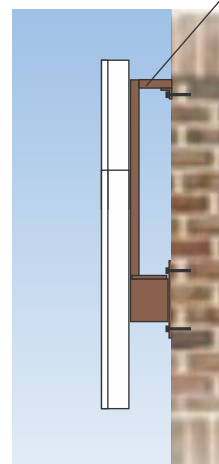
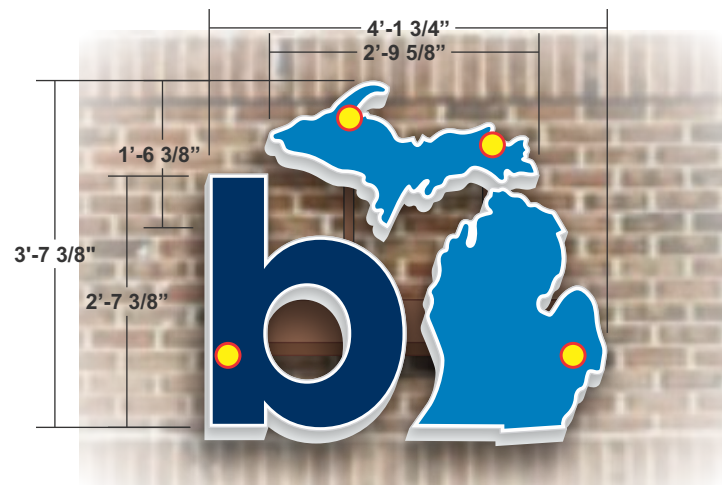
SCALE:
1/2"=1'

This design and all material appearing hereon constitute the original unpublished work of Johnson Sign Co. may not be duplicated, used or disclosed without written consent.

LED CHANNEL LETTERS ON RACEWAY



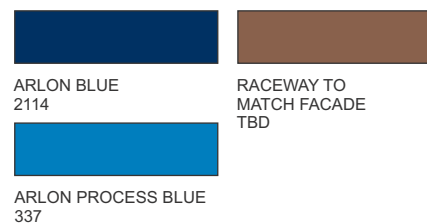
1" ALUMINUM ANGLE BRACKETS



SCALE 1/2" = 1'

14.98

● = INSTALLATION BOLT POSITIONS (4) TOTAL 3/8"φ X 3" EXPANSION BOLTS



(1) SET OF INTERNALLY ILLUMINATED CHANNEL LETTERS & LOGO TO HAVE WHITE ACRYLIC FACES, TRANSLUCENT VINYL GRAPHICS, WHITE TRIMCAPS & WHITE RETURNS.

MOUNTED TO ALUMINUM RACEWAYS PAINTED TO MATCH BRICK & MOUNT FLUSH TO BRICK BUILDING.

CUSTOMER APPROVAL: _____

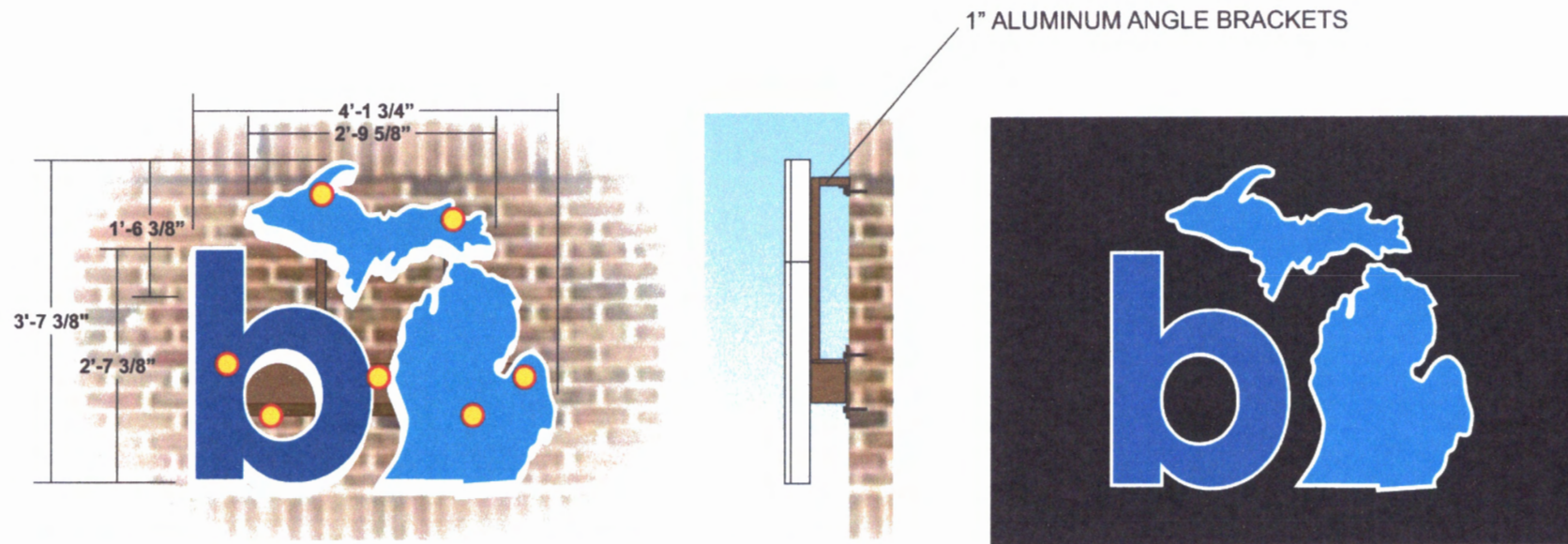
DATE: _____



THIS SIGN IS INTENDED TO BE MANUFACTURED IN ACCORDANCE WITH ARTICLE 600 OF THE NATIONAL ELECTRICAL CODE AND/OR OTHER APPLICABLE LOCAL CODES. THIS INCLUDES PROPER GROUNDING & BONDING OF THE SIGN. SIGN WILL BEAR UL LABEL(S).

JOHNSON SIGN CO DOES NOT PROVIDE PRIMARY ELECTRIC TO SIGN LOCATION RESPONSIBILITY OF OTHERS






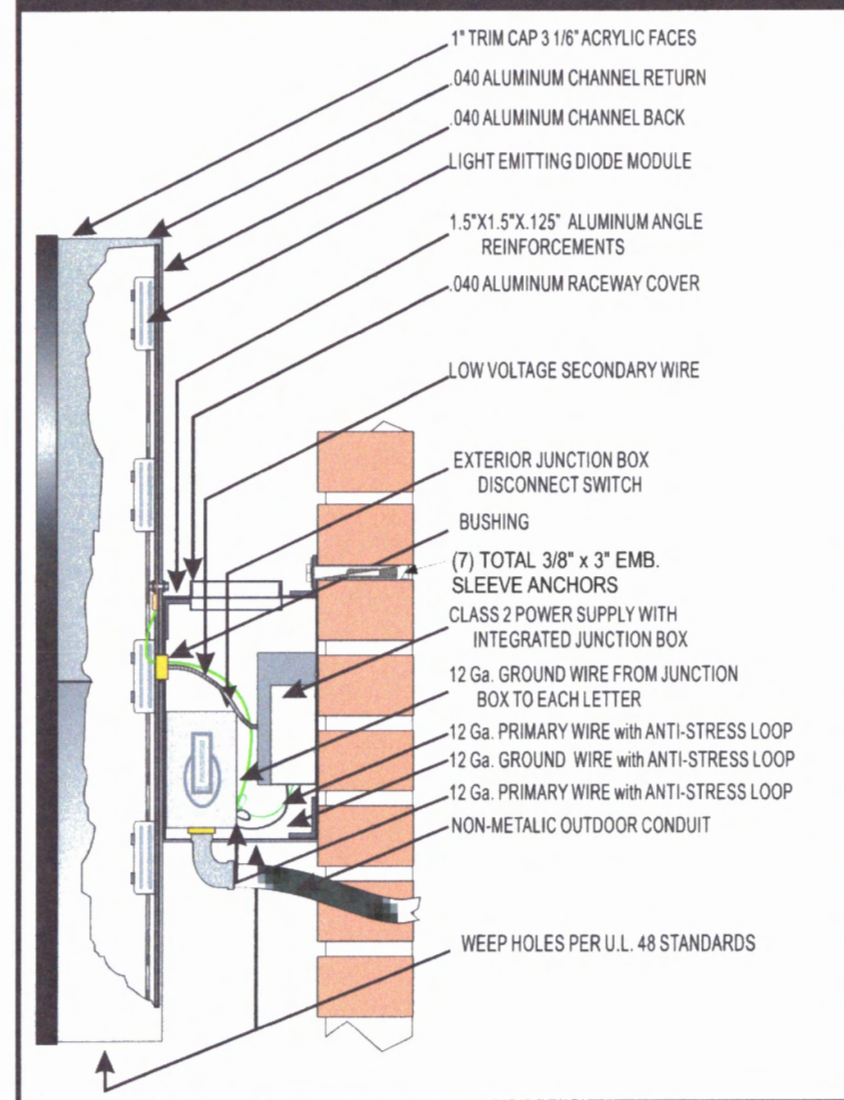
14.98

SCALE 1/2" = 1'

● = INSTALLATION ANCHOR POSITIONS (7) TOTAL 3/8"Ø x 3" EMB. SLEEVE ANCHORS



LED CHANNEL LETTERS ON RACEWAY




(1) SET OF INTERNALLY ILLUMINATED CHANNEL LETTERS & LOGO TO HAVE WHITE ACRYLIC FACES, TRANSLUCENT VINYL GRAPHICS, WHITE TRIMCAPS & WHITE RETURNS.

MOUNTED TO ALUMINUM RACEWAYS PAINTED TO MATCH BRICK & MOUNT FLUSH TO BRICK BUILDING.

NOTES:
Approximate Sign Weight:
100 lbs per raceway maximum.
(including mounting hardware)

The Sign Mounting is designed for 115 mph, 3 sec. gust Wind Ultimate Speed for Risk Cat. II Structure as per Fig. 1609 of 2015-MBC & ASCE-7.

Mounting Hardware shall be non-corrosive.



2240 Lansing Ave., Jackson, MI 49202
2900 Alpha Access St., Lansing, MI 48910
663 S Mansfield St., Ypsilanti, MI 48197
1965 Pine Creek Rd., Manistee, MI 49660
517-784-3720/www.johnsonsign.com

JOB NAME:
BANK MICHIGAN

LOCATION:
305 E. EISENHOWER
ANN ARBOR MI 48108

ACCOUNT REP: JS

DESIGNER: JS

REVISION:

NOTES:

FILE NAME:
221750-04 DESIGN B

SCALE:
1/2"=1'

This design and all material appearing hereon constitute the original unpublished work of Johnson Sign Co. may not be duplicated, used or disclosed without written consent.

THIS SIGN IS INTENDED TO BE MANUFACTURED IN ACCORDANCE WITH ARTICLE 600 OF THE NATIONAL ELECTRICAL CODE AND/OR OTHER APPLICABLE LOCAL CODES. THIS INCLUDES PROPER GROUNDING & BONDING OF THE SIGN. SIGN WILL BEAR UL LABEL(S).

JOHNSON SIGN CO DOES NOT PROVIDE PRIMARY ELECTRIC TO SIGN LOCATION RESPONSIBILITY OF OTHERS

CUSTOMER APPROVAL: _____

DATE: _____

