

Strategic Value Scorecard – Active Transportation

STRATEGIC VALUE SCORECARD

Insert Decision Model Goal

Edit

Strategic
Priorities

13%

Funding

18%

Regulatory/Policy Compliance

12%

Coordination with other Projects &
Agencies

31%

Physical Safety

26%

Access & Mobility

Strategic
Objectives

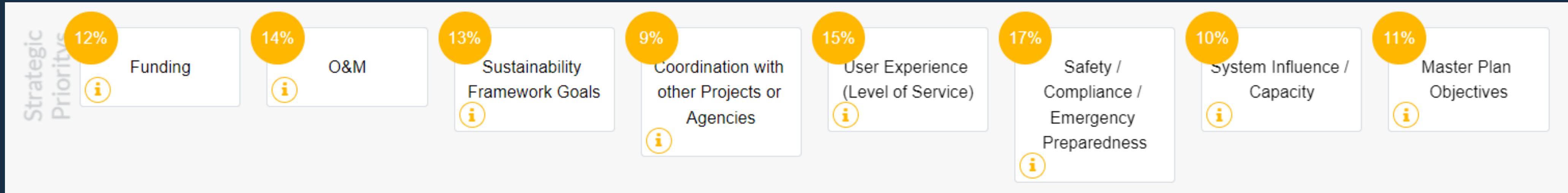
45%

User Experience

55%

Equity

Strategic Value Scorecard - Airport



Strategic Value Scorecard - Bridges

Strategic
Priorities

3%

Sustainability
Framework
Goals



4%

Master Plan
Objectives



25%

Safety /
Compliance /
Emergency
Preparedness



16%

System
Influence /
Capacity



10%

O&M



16%

User
Experience
(Level of
Service)



5%

Coordination
with other
Projects or
Agencies



7%

Funding

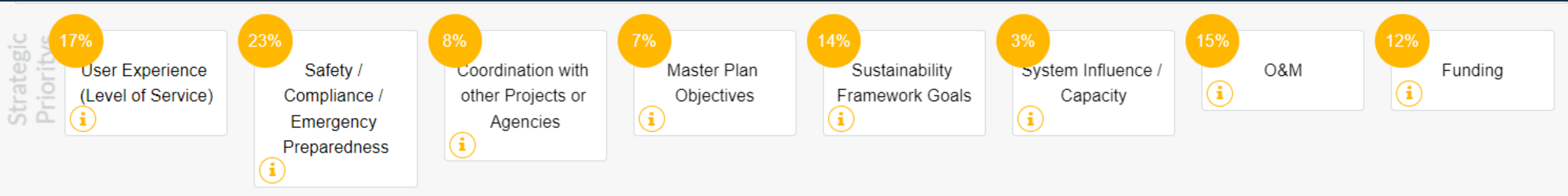


13%

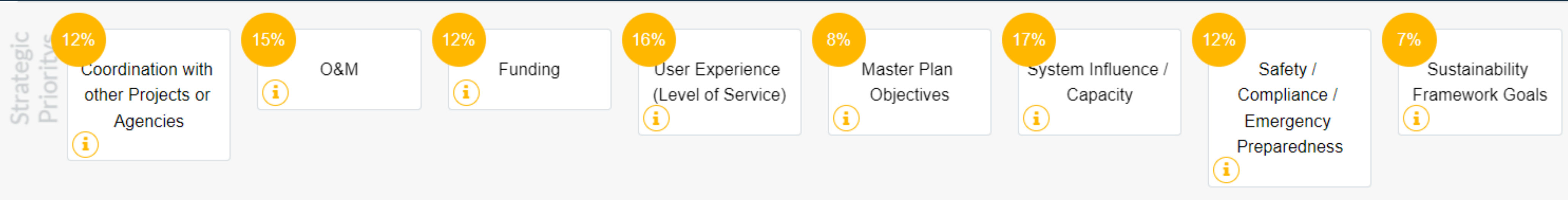
Daily Users
Carried



Strategic Value Scorecard – City Owned Buildings



Strategic Value Scorecard – New Streets



Strategic Value Scorecard – Other Transportation

Strategic
Priority

10%

Master Plan
Objectives



15%

Coordination with
Other Projects or
Agencies



11%

Funding



8%

Sustainability



19%

Safety /
Compliance /
Emergency
Preparedness



13%

Operations &
Maintenance



15%

User Experience
(Level of Service)

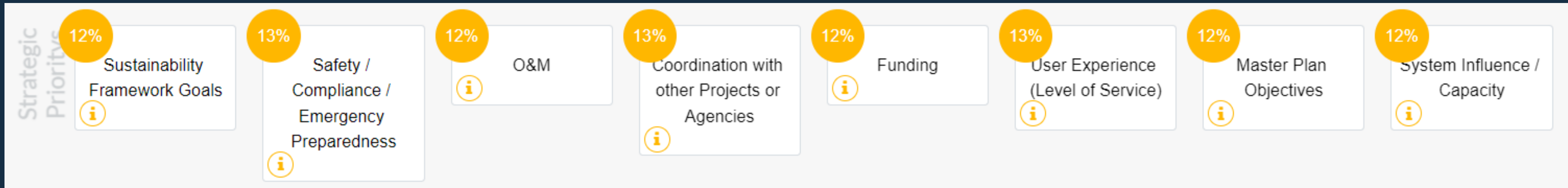


11%

System Influence /
Capacity



Strategic Value Scorecard – Parking Facilities



Strategic Value Scorecard – Parks & Recreation



Strategic Value Scorecard - Sanitary

STRATEGIC VALUE SCORECARD

Insert Decision Model Goal

Edit

Strategic
Priorities

24%

Regulatory Compliance /
Safety

12%

Customer Experience

12%

O&M

9%

Outside Funding

10%

Coordination with Other
Projects & Agencies

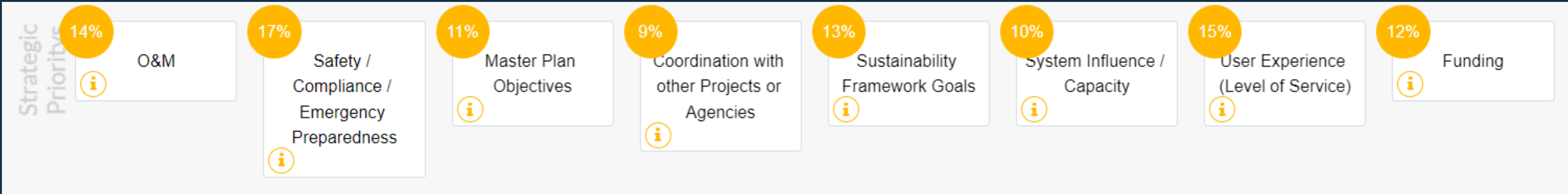
8%

Sustainability

24%

Risk

Strategic Value Scorecard – Solid Waste

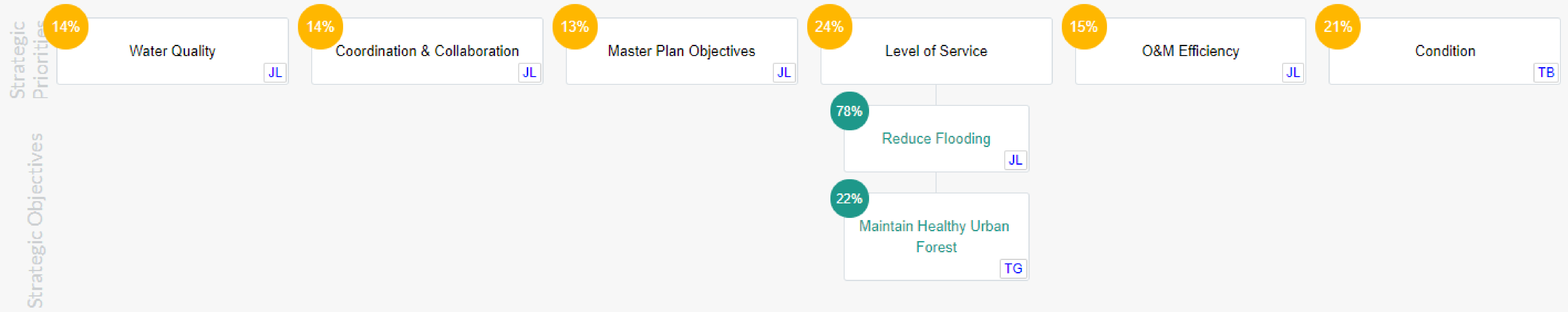


Strategic Value Scorecard - Stormwater

STRATEGIC VALUE SCORECARD

The City of Ann Arbor's ultimate goal is to ensure the reliability and sustainability of its stormwater infrastructure by becoming a leading asset management (AM) organization, which strives to continually improve its services and practices.

Edit

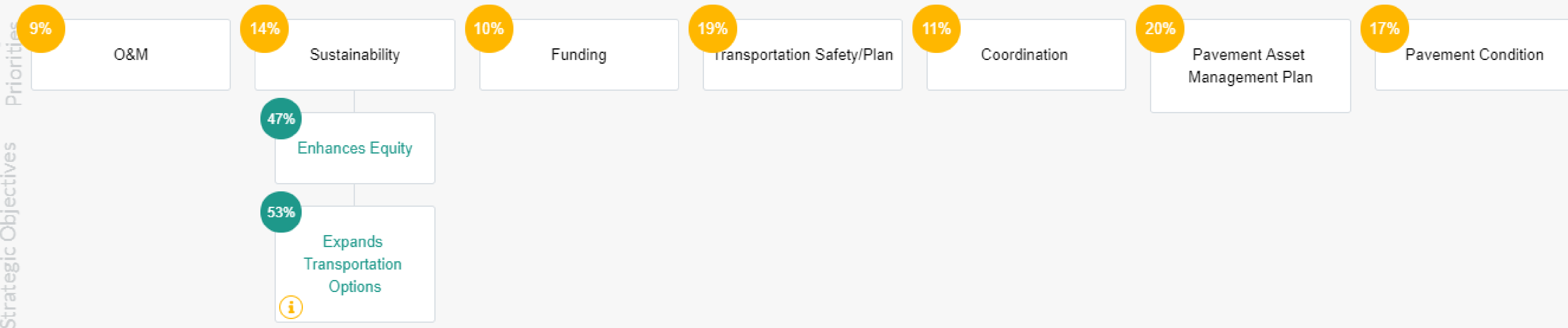


Strategic Value Scorecard - Streets

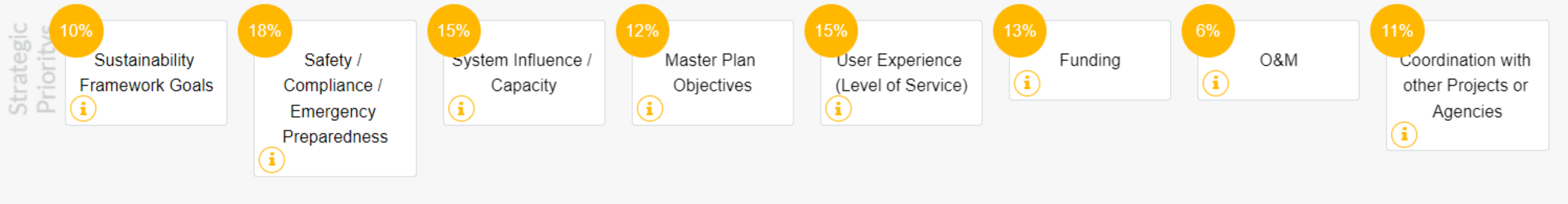
STRATEGIC VALUE SCORECARD

Insert Decision Model Goal

Edit



Strategic Value Scorecard – Transit



Strategic Value Scorecard - Water

STRATEGIC VALUE SCORECARD

Insert Decision Model Goal

Edit

Strategic
Priorities

18%

Risk

11%

Operations & Maintenance

16%

Customer Experience

23%

Regulatory Compliance /
Safety

11%

Funding

14%

Coordination with Other
Projects or Agencies

7%

Sustainability