

Prepared for:
John Wichmann
SEWER EQUIPMENT CO OF
AMERICA BB
1590 DUTCH RD
DIXON, IL 61021
Phone: 815-835-5566


Prepared by:
Andy Ruden
TRUCK COUNTRY OF IOWA,
INC.
3201 HWY 61/151
DUBUQUE, IA 520039695
Phone: 563-556-3773

A proposal for
SEWER EQUIPMENT CO OF AMERICA BB

Prepared by
TRUCK COUNTRY OF IOWA, INC.
Andy Ruden

Sep 24, 2025

Western Star 47X



Components shown may not reflect all spec'd options and are not to scale

Prepared for:
 John Wichmann
 SEWER EQUIPMENT CO OF
 AMERICA BB
 1590 DUTCH RD
 DIXON, IL 61021
 Phone: 815-835-5566

Prepared by:
 Andy Ruden
 TRUCK COUNTRY OF IOWA,
 INC.
 3201 HWY 61/151
 DUBUQUE, IA 520039695
 Phone: 563-556-3773

S P E C I F I C A T I O N P R O P O S A L

Data Code	Description	Weight Front	Weight Rear
Price Level			
PRL-29X	WST 47X/49X PRL-29X (EFF:MY26 ORDERS)		
Data Version			
DRL-006	SPECPRO21 DATA RELEASE VER 006		
Vehicle Configuration			
001-470	WESTERN STAR 47X	9,050	6,525
004-226	2026 MODEL YEAR SPECIFIED		
002-003	SET FORWARD AXLE - TRUCK	-480	480
019-008	TOWING PROVISION AT END OF FRAME WITH SAE J560, WITHOUT END OF FRAME AIR CONNECTIONS	15	15
003-001	LH PRIMARY STEERING LOCATION		
General Service			
AA1-002	TRUCK CONFIGURATION		
AA6-002	DOMICILED, USA 50 STATES (EPA CLEAN IDLE LABEL OR NO CLEAN IDLE REQUIRED)		
99D-027	EPA CLEAN IDLE LABEL - (INCLUDES 6X4 INCH LABEL ON LOWER FORWARD OF DRIVER DOOR)		
A85-010	UTILITY/REPAIR/MAINTENANCE SERVICE		
A84-1UT	UTILITY BUSINESS SEGMENT		
AA4-013	MOIST BULK COMMODITY		
AA5-002	TERRAIN/DUTY: 100% (ALL) OF THE TIME, IN TRANSIT, IS SPENT ON PAVED ROADS		
AB1-008	MAXIMUM 8% EXPECTED GRADE		
AB5-001	SMOOTH CONCRETE OR ASPHALT PAVEMENT - MOST SEVERE IN-TRANSIT (BETWEEN SITES) ROAD SURFACE		
995-1A5	WESTERN STAR VOCATIONAL WARRANTY		
A66-99D	EXPECTED FRONT AXLE(S) LOAD : 20000.0 lbs		
A68-99D	EXPECTED REAR DRIVE AXLE(S) LOAD : 46000.0 lbs		

Prepared for:
 John Wichmann
 SEWER EQUIPMENT CO OF
 AMERICA BB
 1590 DUTCH RD
 DIXON, IL 61021
 Phone: 815-835-5566

Prepared by:
 Andy Ruden
 TRUCK COUNTRY OF IOWA,
 INC.
 3201 HWY 61/151
 DUBUQUE, IA 520039695
 Phone: 563-556-3773

Data Code	Description	Weight Front	Weight Rear
A63-99D	EXPECTED GROSS VEHICLE WEIGHT CAPACITY : 66000.0 lbs		
Truck Service			
AA3-034	SEWER/INDUSTRIAL VACUUM BODY		
AF3-2AA	SEWER EQUIPMENT COMPANY		
Engine			
101-26J	CUM X12 455V HP @ 1900 RPM, 1550 LB-FT @ 1000 RPM, 2000 GOV RPM, VOC	-390	-45
Electronic Parameters			
* 79A-069	69 MPH ROAD SPEED LIMIT NULL		
79B-000	CRUISE CONTROL SPEED LIMIT SAME AS ROAD SPEED LIMIT		
79K-026	PTO MODE ENGINE RPM LIMIT - 1770 RPM		
79P-032	PTO RPM CONTROL WITH STEERING WHEEL SWITCHES		
79U-008	PTO GOVERNOR RAMP RATE - 300 RPM PER SECOND		
79V-001	FUEL DOSING OF AFTERTREATMENT ENABLED IN PTO MODE-CLEANS HYDROCARBONS AT HIGH TEMPERATURES ONLY		
79W-027	CRUISE CONTROL BUTTON PTO CONTROL AND THREE REMOTE PTO SPEEDS		
79X-004	PTO SPEED 1 SETTING - 850 RPM		
79Y-009	PTO SPEED 2 SETTING - 1400 RPM		
79Z-006	PTO SPEED 3 SETTING - 1700 RPM		
80G-003	PTO MINIMUM RPM - 750		
80S-014	PTO 1, NO SWITCH, TEM SUPPLIED REQUEST AND INTERLOCKS, WITH PTO CONNECTIONS, STATIONARY INTERLOCKS		
80V-004	ENGINE MOUNT PTO, TEM SUPPLIED REQUEST		
Engine Equipment			
99C-024	EPA 2010/GHG 2024 CONFIGURATION		
13E-001	STANDARD OIL PAN		
105-001	ENGINE MOUNTED OIL CHECK AND FILL		
014-115	SIDE OF HOOD AIR INTAKE WITH ENGINE MOUNTED HIGH CAPACITY AIR CLEANER AND PASSIVE PRECLEANER	10	
124-1E1	DR 12V 200 AMP 28-SI QUADRAMOUNT PAD ALTERNATOR WITH REMOTE BATTERY VOLT SENSE	-10	

Prepared for:
 John Wichmann
 SEWER EQUIPMENT CO OF
 AMERICA BB
 1590 DUTCH RD
 DIXON, IL 61021
 Phone: 815-835-5566

Prepared by:
 Andy Ruden
 TRUCK COUNTRY OF IOWA,
 INC.
 3201 HWY 61/151
 DUBUQUE, IA 520039695
 Phone: 563-556-3773

Data Code	Description	Weight Front	Weight Rear
292-236	(3) DTNA GENUINE, FLOODED STARTING, MIN 3000CCA, 555RC, THREADED STUD BATTERIES	-10	
290-1CD	BATTERY BOX WITH ALUMINUM COVER MOUNTED SHORT SIDE TO RAIL	-50	10
282-003	SINGLE BATTERY BOX FRAME MOUNTED LH SIDE BACK OF CAB		
291-017	WIRE GROUND RETURN FOR BATTERY CABLES WITH ADDITIONAL FRAME GROUND RETURN		
289-020	UNPOLISHED ALUMINUM WST BATTERY BOX COVER		
293-058	NON-ESSENTIAL POSITIVE LOAD DISCONNECT, IN CAB CONTROL SWITCH MOUNTED OUTBOARD OF DRIVER SEAT	2	
295-029	POSITIVE AND NEGATIVE POSTS FOR JUMPSTART LOCATED ON FRAME NEXT TO STARTER	2	
306-015	PROGRESSIVE LOW VOLTAGE DISCONNECT AT 12.3 VOLTS FOR DESIGNATED CIRCUITS	2	
107-048	CUMMINS NATURALLY ASPIRATED 25.9 CFM AIR COMPRESSOR WITH INTERNAL SAFETY VALVE		
152-041	ELECTRONIC ENGINE INTEGRAL SHUTDOWN PROTECTION SYSTEM		
128-004	CUMMINS INTEBRAKE BRAKE WITH HIGH MED LOW BRAKE		
016-1C2	RH OUTBOARD UNDER STEP MOUNTED HORIZONTAL AFTERTREATMENT SYSTEM ASSEMBLY WITH RH B-PILLAR MOUNTED VERTICAL TAILPIPE		
28F-015	ENGINE AFTERTREATMENT DEVICE, AUTOMATIC OVER THE ROAD ACTIVE REGENERATION AND VIRTUAL REGENERATION REQUEST SWITCH IN CLUSTER AND DASH MOUNTED INHIBIT SWITCH		
239-003	90 DEG STACK AND B-PILLAR PIPE WITH MINIMUM STACK PROTRUSION ABOVE CAB		
237-1CR	RH CURVED VERTICAL TAILPIPE B-PILLAR MOUNTED ROUTED FROM STEP		
23U-002	13 GALLON DIESEL EXHAUST FLUID TANK	9	3
23Z-005	UNPOLISHED ALUMINUM WST DIESEL EXHAUST FLUID TANK COVER		
43X-001	LH HEAVY DUTY STANDARD DIESEL EXHAUST FLUID TANK LOCATION		
43Y-001	STANDARD DIESEL EXHAUST FLUID TANK CAP		
242-001	STAINLESS STEEL AFTERTREATMENT DEVICE/MUFFLER/TAILPIPE SHIELD		

Prepared for:
 John Wichmann
 SEWER EQUIPMENT CO OF
 AMERICA BB
 1590 DUTCH RD
 DIXON, IL 61021
 Phone: 815-835-5566

Prepared by:
 Andy Ruden
 TRUCK COUNTRY OF IOWA,
 INC.
 3201 HWY 61/151
 DUBUQUE, IA 520039695
 Phone: 563-556-3773

Data Code	Description	Weight Front	Weight Rear
273-059	ELECTRONICALLY CONTROLLED VARIABLE SPEED VISCOUS FAN DRIVE		
276-002	AUTOMATIC FAN CONTROL WITH DASH SWITCH AND INDICATOR LIGHT, NON ENGINE MOUNTED		
122-1H3	DETROIT FUEL/WATER SEPARATOR WITH WATER IN FUEL SENSOR	10	
110-003	CUMMINS SPIN ON FUEL FILTER		
118-001	FULL FLOW OIL FILTER		
266-109	1400 SQUARE INCH VOCATIONAL RADIATOR WITH PROTECTION PACKAGE	20	
103-039	ANTIFREEZE TO -34F, OAT (NITRITE AND SILICATE FREE) EXTENDED LIFE COOLANT		
171-007	GATES BLUE STRIPE COOLANT HOSES OR EQUIVALENT		
261-001	STANDARD CHARGE AIR COOLER PLUMBING		
270-016	RADIATOR DRAIN VALVE		
168-002	LOWER RADIATOR GUARD		
360-013	1350 ADAPTER FLANGE FOR FRONT PTO PROVISION	20	
361-017	FLYWHEEL PTO, STANDARD GEARS, FOR REMOTE MOUNTED PUMP, CLOCKWISE ROTATION, AS VIEWED FROM REAR OF VEHICLE	50	10
138-005	PHILLIPS-TEMRO 1500 WATT/115 VOLT BLOCK HEATER	4	
166-005	PHILLIPS-TEMRO 300 WATT/115 VOLT OIL PREHEATER	4	
140-022	CHROME ENGINE HEATER RECEPTACLE MOUNTED UNDER LH DOOR		
132-998	NO AIR INTAKE WARMER	-10	
155-055	DELCO 12V 39MT HD/OCP STARTER WITH THERMAL PROTECTION AND INTEGRATED MAGNETIC SWITCH	-45	

Transmission

342-1M1	ALLISON 4000 RDS AUTOMATIC TRANSMISSION WITH PTO PROVISION
---------	--

Transmission Equipment

343-339	ALLISON VOCATIONAL PACKAGE 223 - AVAILABLE ON 3000/4000 PRODUCT FAMILIES WITH VOCATIONAL MODELS RDS, HS, MH AND TRV
---------	---

Prepared for:
 John Wichmann
 SEWER EQUIPMENT CO OF
 AMERICA BB
 1590 DUTCH RD
 DIXON, IL 61021
 Phone: 815-835-5566

Prepared by:
 Andy Ruden
 TRUCK COUNTRY OF IOWA,
 INC.
 3201 HWY 61/151
 DUBUQUE, IA 520039695
 Phone: 563-556-3773

Data Code	Description	Weight Front	Weight Rear
84B-012	ALLISON VOCATIONAL RATING FOR ON/OFF HIGHWAY APPLICATIONS AVAILABLE WITH ALL PRODUCT FAMILIES		
84C-023	PRIMARY MODE GEARS, LOWEST GEAR 1, START GEAR 1, HIGHEST GEAR 6, AVAILABLE FOR 3000/4000 PRODUCT FAMILIES ONLY		
84D-023	SECONDARY MODE GEARS, LOWEST GEAR 1, START GEAR 1, HIGHEST GEAR 6, AVAILABLE FOR 3000/4000 PRODUCT FAMILIES ONLY		
84E-017	S5 PERFORMANCE LIMITING PRIMARY SHIFT SCHEDULE, AVAILABLE FOR 3000/4000 PRODUCT FAMILIES ONLY		
84F-018	S7 ECONOMY LIMITING SECONDARY SHIFT SCHEDULE, AVAILABLE FOR 3000/4000 PRODUCT FAMILIES ONLY		
84G-009	1800 RPM PRIMARY MODE SHIFT SPEED		
84H-009	1800 RPM SECONDARY MODE SHIFT SPEED		
84N-011	NEUTRAL AT STOP ENABLED		
84V-001	DIRECTION CHANGE ENABLED WITH MULTIPLEXED SERVICE BRAKES - ALLISON 5TH GEN TRANSMISSIONS		
353-073	QUICKFIT BODY LIGHTING CONNECTOR UNDER CAB, WITH CAP		
34C-011	ELECTRONIC TRANSMISSION WIRING TO CUSTOMER INTERFACE CONNECTOR		
362-2JT	CUSTOMER INSTALLED CHELSEA 281 SERIES PTO		
363-001	PTO MOUNTING, LH SIDE OF MAIN TRANSMISSION ALLISON		
341-018	MAGNETIC PLUGS, ENGINE DRAIN, TRANSMISSION DRAIN, AXLE(S) FILL AND DRAIN		
345-078	HEAVY DUTY ELECTRONIC TRANSMISSION SHIFT CONTROL, COLUMN MOUNTED		
370-006	WATER TO OIL TRANSMISSION COOLER		
346-003	TRANSMISSION OIL CHECK AND FILL WITH ELECTRONIC OIL LEVEL CHECK		
35T-001	ATF-SYNTHETIC AUTOMATIC TRANSMISSION FLUID		

Front Axle and Equipment

400-1AC	MERITOR MFS-20-133A 20,000# FL1 71.0 INCH KPI/3.74 INCH DROP SINGLE FRONT AXLE	150	
418-058	CONMET PRESET PLUS PREMIUM ALUMINUM FRONT HUBS		

Prepared for:
 John Wichmann
 SEWER EQUIPMENT CO OF
 AMERICA BB
 1590 DUTCH RD
 DIXON, IL 61021
 Phone: 815-835-5566

Prepared by:
 Andy Ruden
 TRUCK COUNTRY OF IOWA,
 INC.
 3201 HWY 61/151
 DUBUQUE, IA 520039695
 Phone: 563-556-3773

Data Code	Description	Weight Front	Weight Rear
402-030	MERITOR 16.5X6 Q+ CAST SPIDER CAM FRONT BRAKES, DOUBLE ANCHOR, FABRICATED SHOES	10	
403-002	NON-ASBESTOS FRONT BRAKE LINING		
419-014	MERITOR STEELLITE X30 FRONT BRAKE DRUMS	-40	
427-001	FRONT BRAKE DUST SHIELDS	5	
409-006	FRONT OIL SEALS		
408-001	VENTED FRONT HUB CAPS WITH WINDOW, CENTER AND SIDE PLUGS - OIL		
405-002	MERITOR AUTOMATIC FRONT SLACK ADJUSTERS		
536-104	DUAL POWER STEERING GEARS, BENDIX 16-20K	80	
534-003	4 QUART POWER STEERING RESERVOIR	5	
533-001	OIL/AIR POWER STEERING COOLER	5	
40T-002	CURRENT AVAILABLE SYNTHETIC 75W-90 FRONT AXLE LUBE		

Front Suspension

620-006	20,000# FLAT LEAF FRONT SUSPENSION	250	
619-002	THREADED SPRING PINS AND BUSHINGS - FRONT SUSPENSION		
410-001	FRONT SHOCK ABSORBERS		

Rear Axle and Equipment

420-236	MERITOR RT-46-164 46,000# R-SERIES 78 INCH WIDE TRACK TANDEM REAR AXLE		620
450-058	CONMET PRESET PLUS PREMIUM ALUMINUM REAR HUBS		
421-489	4.89 REAR AXLE RATIO		
424-001	IRON REAR AXLE CARRIER WITH STANDARD AXLE HOUSING		
386-074	MXL 176T MERITOR EXTENDED LUBE MAIN DRIVELINE WITH HALF ROUND YOKES	30	30
388-073	MXL 17T MERITOR EXTENDED LUBE INTERAXLE DRIVELINE WITH HALF ROUND YOKES		
452-006	DRIVER CONTROLLED TRACTION DIFFERENTIAL - BOTH TANDEM REAR AXLES		30
878-022	(1) INTERAXLE LOCK VALVE, (1) DRIVER CONTROLLED DIFFERENTIAL LOCK FORWARD-REAR AXLE VALVE AND (1) REAR-REAR AXLE VALVE		
87A-005	INDICATOR LIGHT FOR EACH INTERAXLE LOCKOUT SWITCH		

Prepared for:
 John Wichmann
 SEWER EQUIPMENT CO OF
 AMERICA BB
 1590 DUTCH RD
 DIXON, IL 61021
 Phone: 815-835-5566

Prepared by:
 Andy Ruden
 TRUCK COUNTRY OF IOWA,
 INC.
 3201 HWY 61/151
 DUBUQUE, IA 520039695
 Phone: 563-556-3773

Data Code	Description	Weight Front	Weight Rear
87B-008	INDICATOR LIGHT FOR EACH DIFFERENTIAL LOCKOUT SWITCH		
423-020	MERITOR 16.5X7 Q+ CAST SPIDER CAM REAR BRAKES, DOUBLE ANCHOR, FABRICATED SHOES		
433-002	NON-ASBESTOS REAR BRAKE LINING		
434-003	STANDARD BRAKE CHAMBER LOCATION		
451-023	CONMET CAST IRON REAR BRAKE DRUMS		
425-002	REAR BRAKE DUST SHIELDS		10
440-006	REAR OIL SEALS		
426-1B3	BENDIX EVERSURE LONGSTROKE 2-DRIVE AXLES SPRING PARKING CHAMBERS		
428-003	HALDEX AUTOMATIC REAR SLACK ADJUSTERS		
41T-002	CURRENT AVAILABLE SYNTHETIC 75W-90 REAR AXLE LUBE		
42T-001	STANDARD REAR AXLE BREATHER(S)		
Rear Suspension			
622-1CJ	HENDRICKSON RT463 @46,000# REAR SUSPENSION		780
621-111	10.8 INCH NOMINAL RIDE HEIGHT (490MM GLOBAL REFERENCE HEIGHT)		
431-001	STANDARD AXLE SEATS IN AXLE CLAMP GROUP		
624-009	54 INCH AXLE SPACING		
628-005	STEEL BEAMS AND BRONZE CENTER BUSHINGS WITH BAR PIN ADJUSTABLE END CONNECTIONS		
623-005	FORE/AFT CONTROL RODS		
439-998	NO REAR SHOCK ABSORBERS		-30
Pusher / Tag Equipment			
429-998	NO PUSHER/TAG BRAKE DUST SHIELDS		
Brake System			
490-1AU	WABCO 4S/4M ABS WITH TRACTION CONTROL WITH ATC SHUT OFF SWITCH		
871-001	REINFORCED NYLON, FABRIC BRAID AND WIRE BRAID CHASSIS AIR LINES		
432-003	RELAY VALVE WITH 5-8 PSI CRACK PRESSURE, NO REAR PROPORTIONING VALVE		
480-088	WABCO SYSTEM SAVER HP WITH INTEGRAL AIR GOVERNOR AND HEATER		

Prepared for:
 John Wichmann
 SEWER EQUIPMENT CO OF
 AMERICA BB
 1590 DUTCH RD
 DIXON, IL 61021
 Phone: 815-835-5566

Prepared by:
 Andy Ruden
 TRUCK COUNTRY OF IOWA,
 INC.
 3201 HWY 61/151
 DUBUQUE, IA 520039695
 Phone: 563-556-3773

Data Code	Description	Weight Front	Weight Rear
483-004	WABCO OIL COALESCING FILTER FOR AIR DRYER		
479-004	AIR DRYER MOUNTED OUTBOARD ON LH RAIL AT BACK OF CAB		
460-040	STEEL AIR BRAKE RESERVOIRS MOUNTED PERPENDICULAR TO OUTSIDE RAIL	10	10
477-001	PULL CABLE ON WET TANK, PETCOCK DRAIN VALVES ON ALL OTHER AIR TANKS		

Trailer Connections

296-010	PRIMARY CONNECTOR/RECEPTACLE WIRED FOR SEPARATE STOP/TURN, ABS CENTER PIN POWERED THROUGH IGNITION		
303-025	SAE J560 7-WAY PRIMARY TRAILER CABLE RECEPTACLE MOUNTED END OF FRAME		
310-998	NO TRAILER ELECTRICAL CABLE	-10	

Wheelbase & Frame

545-149	6940MM (273 INCH) WHEELBASE, SFA ONLY		
546-107	15.0MM X 89.0MM X 315.0MM STEEL FRAME (0.59X3.5X12.4 INCH) 120 KSI	960	520
552-038	1800MM (71 INCH) REAR FRAME OVERHANG		
55W-007	FRAME OVERHANG RANGE: 71 INCH TO 80 INCH	-50	180
549-111	17 INCH INTEGRAL FRONT FRAME EXTENSION	100	
AC8-99D	CALC'D BACK OF CAB TO REAR SUSP C/L (CA) : 191.73 in		
AE4-99D	CALC'D FRAME LENGTH - OVERALL : 389.73 in		
ZF1-99D	FRAME HEIGHT TOP FRONT UNLADEN : 45.54 in		
ZF2-99D	FRAME HEIGHT TOP FRONT LADEN : 42.06 in		
ZF3-99D	FRAME HEIGHT TOP REAR UNLADEN : 44.57 in		
ZF4-99D	FRAME HEIGHT TOP REAR LADEN : 42.44 in		
553-001	SQUARE END OF FRAME		
559-001	STANDARD WEIGHT ENGINE CROSSMEMBER		
561-001	STANDARD CROSSMEMBER BACK OF TRANSMISSION		
562-063	STANDARD CAST ALUMINUM MIDSHIP		
572-082	STANDARD CAST ALUMINUM REARMOST CROSSMEMBER		
565-001	STANDARD SUSPENSION CROSSMEMBER		
568-012	CAST ALUMINUM REAR SUSPENSION CROSSMEMBER		

Chassis Equipment

Prepared for:
 John Wichmann
 SEWER EQUIPMENT CO OF
 AMERICA BB
 1590 DUTCH RD
 DIXON, IL 61021
 Phone: 815-835-5566

Prepared by:
 Andy Ruden
 TRUCK COUNTRY OF IOWA,
 INC.
 3201 HWY 61/151
 DUBUQUE, IA 520039695
 Phone: 563-556-3773

Data Code	Description	Weight Front	Weight Rear
025-001	UNPOLISHED ALUMINUM WST EQUIPMENT COVERS		
* 6CF-076	CHASSIS LAYOUT FOR SEWER EQUIPMENT,900ECO 12YD,SEWERVAC,WST 47X SET FORWARD AXLE,6X4,273" WHEELBASE (191"CA),71" AFTERFRAME,80914-00-V REV C 8/19/22 DRILLING		
556-997	OMIT FRONT BUMPER, CUSTOMER INSTALLED SPECIAL BUMPER, DOES NOT COMPLY WITH FMCSR 393.203	-60	
586-015	FRONT ANTI-SPRAY CAB MOUNTED MUDFLAPS		
558-998	NO FRONT TOW HOOKS	-15	
574-998	NO LICENSE PLATE MOUNTING		
551-034	CLASS 10.9 THREADED METRIC FASTENERS		
44Z-002	EXTERIOR HARNESSSES WRAPPED IN ABRASION TAPE		
605-1AB	D15-16004-000 CENTER PUNCH TO MARK CENTERLINE OF REAR SUSPENSION ON FRAME WEB		
928-007	UPFIT ROUTING AND CLIPPING BRACKET, RH, BOC TO SUSPENSION, UPPER & LOWER SUPPORTS		
* 606-613	DRILLING PREP, WST, FOR SEWER EQUIPMENT PER DRAWING 80914-00-V, REV D, 12/19/2023		

Fuel Tanks

204-156	100 GALLON/378 LITER ALUMINUM FUEL TANK - LH	10	10
218-006	25 INCH DIAMETER FUEL TANK(S)		
215-005	PLAIN ALUMINUM/PAINTED STEEL FUEL/HYDRAULIC TANK(S) WITH PAINTED BANDS		
212-007	FUEL TANK(S) FORWARD		
664-001	PLAIN STEP FINISH		
205-001	FUEL TANK CAP(S)		
216-020	EQUIFLO INBOARD FUEL SYSTEM		
20E-004	AUXILIARY FUEL SUPPLY AND RETURN PORTS LOCATED ON LH FUEL TANK		
202-016	HIGH TEMPERATURE REINFORCED NYLON FUEL LINE		

Tires

093-10D	CONTINENTAL INTELLIGENT HAC3 425/65R22.5 20 PLY RADIAL FRONT TIRES	148	
---------	--	-----	--

Prepared for:
 John Wichmann
 SEWER EQUIPMENT CO OF
 AMERICA BB
 1590 DUTCH RD
 DIXON, IL 61021
 Phone: 815-835-5566

Prepared by:
 Andy Ruden
 TRUCK COUNTRY OF IOWA,
 INC.
 3201 HWY 61/151
 DUBUQUE, IA 520039695
 Phone: 563-556-3773

Data Code	Description	Weight Front	Weight Rear
094-1YV	CONTINENTAL INTELLIGENT HDC3 11R22.5 16 PLY RADIAL REAR TIRES		192
Wheels			
502-566	MAXION WHEELS 10035 22.5X12.25 10-HUB PILOT 4.75 INSET 5-HAND STEEL DISC FRONT WHEELS x	102	
505-753	MAXION WHEELS 91262 22.5X8.25 10-HUB PILOT 5-HAND STEEL DISC REAR WHEELS		40
496-011	FRONT WHEEL MOUNTING NUTS		
497-011	REAR WHEEL MOUNTING NUTS		
Cab Exterior			
829-053	111.6 INCH BBC CONVENTIONAL ALUMINUM CAB		
82A-028	STAINLESS STEEL CAB ACCENT MOLDING		
705-003	REPTO DRIVELINE ACCESS IN CAB FLOOR		
667-001	FRONT FENDERS		
754-017	BOLT-ON MOLDED FLEXIBLE FENDER EXTENSIONS	10	
678-072	INTERIOR GRAB HANDLES WITH ADDED LOWER LH AND RH A PILLAR GRAB HANDLES AND LH EXTERIOR NON-SLIP GRAB HANDLES		
65X-010	BRIGHT HOOD MOUNTED AIR INTAKE GRILLE, BLACK SCREEN, WITH LED ACCENT LIGHTS		
640-016	X-SERIES STEEL REINFORCED ALUMINUM CAB		
644-048	X-SERIES VOCATIONAL HOOD		
67U-001	HOOD OPENING ASSIST WITH LOCKING STRUT		
652-016	WESTERN STAR NAMEPLATES		
727-012	DUAL HADLEY SD-978 26 INCH RECTANGULAR AIR HORNS		
726-001	SINGLE ELECTRIC HORN		
312-095	DUAL STAGE INTELLIGENT LED HEADLIGHTS WITH HEATED LENS SYSTEM		
302-073	VISOR MOUNTED LED MARKER LIGHTS		
311-001	DAYTIME RUNNING LIGHTS		
294-1AY	INTEGRAL LED STOP/TAIL/BACKUP LIGHTS		
300-043	LED SIDE TURN SIGNAL		
744-105	C-BAR MIRROR SYSTEM WITH DUAL HEATED MIRRORS WITH INTEGRAL HEATED CONVEX, DUAL REMOTE, STAINLESS STEEL BACK COVER, AND BRIGHT C-BAR	20	
796-001	102 INCH EQUIPMENT WIDTH		

Prepared for:
 John Wichmann
 SEWER EQUIPMENT CO OF
 AMERICA BB
 1590 DUTCH RD
 DIXON, IL 61021
 Phone: 815-835-5566

Prepared by:
 Andy Ruden
 TRUCK COUNTRY OF IOWA,
 INC.
 3201 HWY 61/151
 DUBUQUE, IA 520039695
 Phone: 563-556-3773

Data Code	Description	Weight Front	Weight Rear
743-209	LH AND RH CONVEX MIRRORS INTEGRAL WITH PRIMARY MIRRORS		
74A-001	RH DOWN VIEW MIRROR		
* 712-010	CUSTOM NAMEPLATES: (2) DOOR MOUNTED, " _____ " AND (1) SHIPPED LOOSE, " _____ "		
	SEWER EQUIPMENT		
729-001	STANDARD SIDE/REAR REFLECTORS		
677-098	UNPOLISHED ALUMINUM WST AFTERTREATMENT SYSTEM COVER		
776-998	NO SLEEPER VENT	-10	
764-020	STAINLESS STEEL EXTERIOR SUN VISOR WITH INTEGRAL MARKER LIGHTS	16	
768-064	SINGLE SOLAR TINTED REAR WINDOW, (1) 31 INCH X 20 INCH	-10	
663-019	1-PIECE ROPED-IN SOLAR GREEN GLASS WINDSHIELD		
659-006	8 LITER (2 GAL) WINDSHIELD WASHER RESERVOIR, CAB MOUNTED, WITH FLUID LEVEL INDICATOR		

Cab Interior

055-015	X-SERIES BASE INTERIOR TRIM LEVEL PACKAGE		
707-1C3	CHARCOAL BLACK VINYL BASE LEVEL INTERIOR		
70K-016	CARBON WITH BASE BLACK ACCENT		
772-035	BLACK MATS WITH ADDED FLOOR HEAT AND NOISE INSULATION		
785-015	(1) DASH MOUNTED POWER OUTLET, LIGHTER AND ASH TRAY		
691-001	FORWARD ROOF MOUNTED CONSOLE		
693-019	LH AND RH DOOR STORAGE POCKETS INTEGRATED INTO MOLDED DOOR PANELS		
741-015	(2) COAT HOOKS ON BACKWALL OF CAB		
745-998	NO UPPER BUNK	-50	-50
738-021	DIGITAL ALARM CLOCK IN DRIVER DISPLAY		
170-045	STANDARD HEATER PLUMBING WITH BALL SHUTOFF VALVES AT SUPPLY LINES ONLY		
698-001	RADIATOR MOUNTED AIR CONDITIONER CONDENSER		
739-033	STANDARD INSULATION		
324-1B3	STANDARD LED CAB LIGHTING		

Prepared for:
 John Wichmann
 SEWER EQUIPMENT CO OF
 AMERICA BB
 1590 DUTCH RD
 DIXON, IL 61021
 Phone: 815-835-5566

Prepared by:
 Andy Ruden
 TRUCK COUNTRY OF IOWA,
 INC.
 3201 HWY 61/151
 DUBUQUE, IA 520039695
 Phone: 563-556-3773

Data Code	Description	Weight Front	Weight Rear
787-004	REMOTE KEYLESS ENTRY AND 2 TRANSMITTERS	2	
657-001	DOOR LOCKS AND IGNITION SWITCH KEYED THE SAME		
78G-004	KEY QUANTITY OF 4		
655-028	LH AND RH ELECTRIC DOOR LOCKS WITH AUTO UNLOCK FEATURE WHEN DOOR IS SET FROM OPEN TO CLOSED POSITION		
64C-002	BRIGHT DOOR HANDLES		
740-998	NO MATTRESS	-20	-15
756-1J6	PREMIUM 2.0 HIGH BACK AIR SUSPENSION DRIVER SEAT WITH 2 AIR LUMBAR, INTEGRATED CUSHION EXTENSION, TILT AND ADJUSTABLE SHOCK	20	
760-1J6	PREMIUM 2.0 HIGH BACK AIR SUSPENSION PASSENGER SEAT WITH 2 AIR LUMBAR, INTEGRATED CUSHION EXTENSION, TILT AND ADJUSTABLE SHOCK	40	15
759-007	DUAL DRIVER SEAT ARMRESTS, NO PASSENGER SEAT ARMRESTS		
758-135	BLACK MORDURA CLOTH DRIVER SEAT COVER WITH EMBROIDERED LOGO		
761-135	BLACK MORDURA CLOTH PASSENGER SEAT COVER WITH EMBROIDERED LOGO		
763-1AA	3 POINT ADJUSTABLE D-RING RETRACTOR DRIVER AND FIXED D-RING RETRACTOR PASSENGER SEAT BELTS		
532-002	ADJUSTABLE TILT AND TELESCOPING STEERING COLUMN		
540-044	4-SPOKE 18 INCH (450MM) BLACK STEERING WHEEL WITH SWITCHES		
765-002	DRIVER AND PASSENGER INTERIOR SUN VISORS		

Instruments & Controls

185-004	STANDARD FOOT PEDAL SYSTEM		
106-002	ELECTRONIC ACCELERATOR CONTROL		
870-001	BLACK GAUGE BEZELS		
734-018	STANDARD CENTER INSTRUMENT PANEL		
840-001	DUAL NEEDLE PRIMARY AND SECONDARY AIR PRESSURE GAUGE		
198-003	DASH MOUNTED AIR RESTRICTION INDICATOR WITH GRADUATIONS	2	
721-001	97 DB BACKUP ALARM		3

Prepared for:
 John Wichmann
 SEWER EQUIPMENT CO OF
 AMERICA BB
 1590 DUTCH RD
 DIXON, IL 61021
 Phone: 815-835-5566

Prepared by:
 Andy Ruden
 TRUCK COUNTRY OF IOWA,
 INC.
 3201 HWY 61/151
 DUBUQUE, IA 520039695
 Phone: 563-556-3773

Data Code	Description	Weight Front	Weight Rear
149-015	ELECTRONIC CRUISE CONTROL WITH CONTROLS ON STEERING WHEEL SPOKES		
156-007	KEY OPERATED IGNITION SWITCH AND INTEGRAL START POSITION; 4 POSITION OFF/RUN/START/ACCESSORY		
157-007	MANUAL REMOTE ENGINE STOP/START WITH PTO RE-ENGAGE		
811-044	PREMIUM INSTRUMENT CLUSTER WITH 5.0 INCH TFT COLOR DISPLAY		
81B-003	DIGITAL PANEL LAMP DIMMER SWITCH IN DRIVER DISPLAY		
160-045	HEAVY DUTY ONBOARD DIAGNOSTICS INTERFACE CONNECTOR WITH DUST CAP LOCATED BELOW LH DASH		
844-001	2 INCH ELECTRIC FUEL GAUGE		
148-072	ENGINE REMOTE INTERFACE WITH ONE OR MORE SET SPEEDS		
856-001	ELECTRICAL ENGINE COOLANT TEMPERATURE GAUGE		
854-001	ENGINE OIL TEMPERATURE GAUGE		
852-002	ELECTRIC ENGINE OIL PRESSURE GAUGE		
864-001	2 INCH TRANSMISSION OIL TEMPERATURE GAUGE		
867-004	ELECTRONIC OUTSIDE TEMPERATURE SENSOR DISPLAY IN DRIVER MESSAGE CENTER		
830-017	ENGINE AND TRIP HOUR METERS INTEGRAL WITHIN DRIVER DISPLAY		
372-123	PTO CONTROLS FOR ENHANCED VEHICLE ELECTRIC/ELECTRONIC ARCHITECTURE		
736-998	NO OBSTACLE DETECTION SYSTEM		
73K-998	NO SIDE OBJECT DETECTION SYSTEM		
72J-998	NO DR ASSIST SYSTEM		
49B-998	NO VEHICLE STABILITY ADVISOR OR CONTROL		
73B-998	NO LANE DEPARTURE WARNING SYSTEM		
35M-010	1 QUICKFIT PROGRAMABLE MODULE (QPM/XMC)	10	
6TS-005	TMC RP1226 ACCESSORY CONNECTOR LOCATED BEHIND PASSENGER SIDE REMOVEABLE DASH PANEL		
1U1-002	TOP OF DASH RAM MOUNT WITHOUT POWER OR GROUND, FOR CUSTOMER FURNISHED DEVICE		

Prepared for:
 John Wichmann
 SEWER EQUIPMENT CO OF
 AMERICA BB
 1590 DUTCH RD
 DIXON, IL 61021
 Phone: 815-835-5566

Prepared by:
 Andy Ruden
 TRUCK COUNTRY OF IOWA,
 INC.
 3201 HWY 61/151
 DUBUQUE, IA 520039695
 Phone: 563-556-3773

Data Code	Description	Weight Front	Weight Rear
746-143	7" B-PANEL INTERACTIVE TOUCHSCREEN DISPLAY RADIO W/ USB-C, APPLE CARPLAY, ANDROID AUTO, BLUETOOTH/AM/FM/SXM/WB, WITH MICROPHONE		
747-001	DASH MOUNTED RADIO		
750-041	STANDARD SPEAKER SYSTEM		
753-998	NO AM/FM RADIO ANTENNA		
748-006	POWER AND GROUND WIRING PROVISION OVERHEAD		
749-001	ROOF/OVERHEAD CONSOLE CB RADIO PROVISION		
751-001	SINGLE REMOTE SPEAKER WITH LEAD FOR 2-WAY RADIO		
752-004	SINGLE FIBERGLASS LH MIRROR MOUNTED CB ANTENNA WITH BRACKET AND LEAD		
75W-001	HEADLINER MULTI-BAND ANTENNA: AM/FM/WEATHERBAND, WIFI/BLUETOOTH, GNSS/GPS		
78C-003	INTEROPERABLE SDAR ANTENNA		
810-027	ELECTRONIC MPH SPEEDOMETER WITH SECONDARY KPH SCALE, WITHOUT ODOMETER		
812-032	ELECTRONIC 2500 RPM TACHOMETER		
813-1C8	DETROIT CONNECT PLATFORM HARDWARE		
8D1-315	5 YEARS DAIMLER CONNECTIVITY BASE PACKAGE (FEATURES VARY BY MODEL) POWERED BY DETROIT CONNECT ON CUMMINS ENGINES		
162-028	REMOTE ENGINE STOP WIRED TO CUSTOMER INTERFACE CONNECTOR		
81Y-005	PRE-TRIP INSPECTION FEATURE FOR EXTERIOR LAMPS ONLY		
842-006	DIGITAL TURBO AIR PRESSURE IN DRIVER DISPLAY		
836-015	DIGITAL VOLTAGE DISPLAY INTEGRAL WITH DRIVER DISPLAY		
304-030	ROTARY HEADLAMP SWITCH, MARKER LIGHTS/HEADLIGHTS SWITCH WITH PULL OUT FOR OPTIONAL FOG/ROAD LAMPS		
882-018	ONE VALVE PARKING BRAKE SYSTEM WITH DASH VALVE CONTROL AUTONEUTRAL AND WARNING INDICATOR		
299-020	SELF CANCELING TURN SIGNAL SWITCH WITH DIMMER, HEADLAMP FLASH, WASH/WIPE/INTERMITTENT		

Prepared for:
 John Wichmann
 SEWER EQUIPMENT CO OF
 AMERICA BB
 1590 DUTCH RD
 DIXON, IL 61021
 Phone: 815-835-5566

Prepared by:
 Andy Ruden
 TRUCK COUNTRY OF IOWA,
 INC.
 3201 HWY 61/151
 DUBUQUE, IA 520039695
 Phone: 563-556-3773

Data Code	Description	Weight Front	Weight Rear
48H-003	QUICKFIT POWERTRAIN INTERFACE CONNECTOR UNDER CAB WITH CAPS		
48C-003	QUICKFIT PROGRAMMABLE INTERFACE CONNECTOR(S) UNDER CAB WITH CAP		

Design

065-000 PAINT: ONE SOLID COLOR

Color

980-5KL CAB COLOR A: L5047EY GREEN ELITE EY
 986-020 BLACK, HIGH SOLIDS POLYURETHANE CHASSIS PAINT
 962-972 POWDER WHITE (N0006EA) FRONT WHEELS/RIMS (PKWHT21, TKWHT21, W, TW)
 966-972 POWDER WHITE (N0006EA) REAR WHEELS/RIMS (PKWHT21, TKWHT21, W, TW)

Certification / Compliance

996-001 U.S. FMVSS CERTIFICATION, EXCEPT SALES CABS AND GLIDER KITS

Secondary Factory Options

999-026 FRONT AND/OR REAR TIRE WIDTH EXCEEDS 2.6M (102.4) AND FRAME SLOPE EXCEEDS RECOMMENDED LIMITS; CUSTOMER ADVISED AND ACCEPTS

Sales Programs

NO SALES PROGRAMS HAVE BEEN SELECTED

T O T A L V E H I C L E S U M M A R Y

Weight Summary

	Weight Front	Weight Rear	Total Weight
Factory Weight ⁺	9923 lbs	9343 lbs	19266 lbs
Total Weight⁺	9923 lbs	9343 lbs	19266 lbs

Prepared for:
John Wichmann
SEWER EQUIPMENT CO OF
AMERICA BB
1590 DUTCH RD
DIXON, IL 61021
Phone: 815-835-5566

Prepared by:
Andy Ruden
TRUCK COUNTRY OF IOWA,
INC.
3201 HWY 61/151
DUBUQUE, IA 520039695
Phone: 563-556-3773

(+) Weights shown are estimates only.

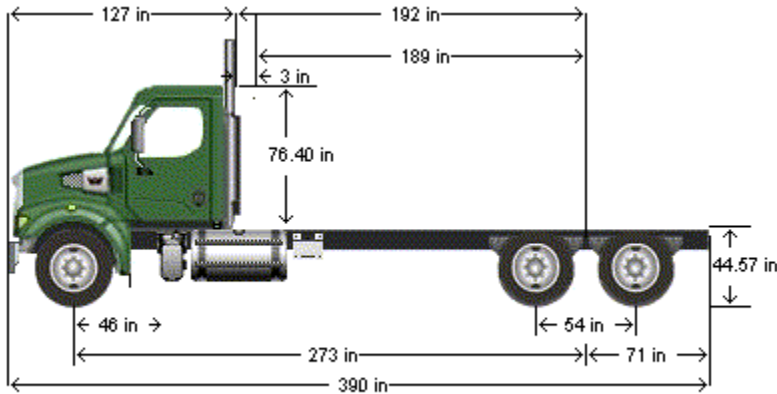
If weight is critical, contact Customer Application Engineering.

(***) All cost increases for major components (Engines, Transmissions, Axles, Front and Rear Tires) and government mandated requirements, tariffs, and raw material surcharges will be passed through and added to factory invoices.

Prepared for:
 John Wichmann
 SEWER EQUIPMENT CO OF
 AMERICA BB
 1590 DUTCH RD
 DIXON, IL 61021
 Phone: 815-835-5566

Prepared by:
 Andy Ruden
 TRUCK COUNTRY OF IOWA,
 INC.
 3201 HWY 61/151
 DUBUQUE, IA 520039695
 Phone: 563-556-3773

D I M E N S I O N S



VEHICLE SPECIFICATIONS SUMMARY - DIMENSIONS

Model	47X
Wheelbase (545)	6940MM (273 INCH) WHEELBASE, SFA ONLY
Rear Frame Overhang (552)	1800MM (71 INCH) REAR FRAME OVERHANG
Fifth Wheel (578)	NO FIFTH WHEEL
Mounting Location (577)	NO FIFTH WHEEL LOCATION
Maximum Forward Position (in)	0
Maximum Rearward Position (in)	0
Amount of Slide Travel (in)	0
Slide Increment (in)	0
Desired Slide Position (in)	0.0
Cab Size (829)	111.6 INCH BBC CONVENTIONAL ALUMINUM CAB
Sleeper (682)	NO SLEEPER BOX/SLEEPER CAB
Exhaust System (016)	RH OUTBOARD UNDER STEP MOUNTED HORIZONTAL AFTERTREATMENT SYSTEM ASSEMBLY WITH RH B-PILLAR MOUNTED VERTICAL TAILPIPE
Cab to Body Clearance (in)	3.0

TABLE SUMMARY - DIMENSIONS

Prepared for:
 John Wichmann
 SEWER EQUIPMENT CO OF
 AMERICA BB
 1590 DUTCH RD
 DIXON, IL 61021
 Phone: 815-835-5566

Prepared by:
 Andy Ruden
 TRUCK COUNTRY OF IOWA,
 INC.
 3201 HWY 61/151
 DUBUQUE, IA 520039695
 Phone: 563-556-3773

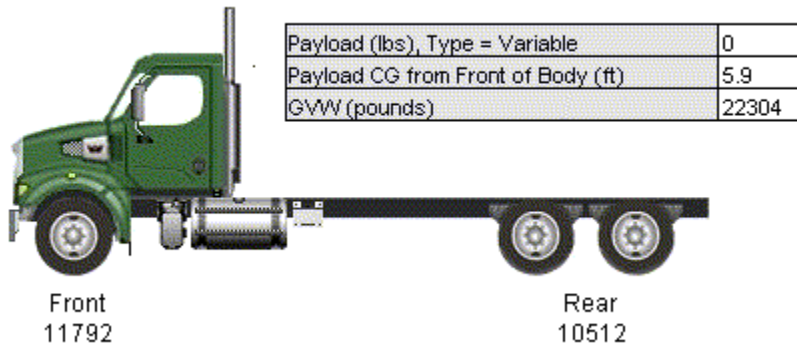
Dimensions	Inches
Bumper to Back of Cab (BBC)	127.1
Bumper to Centerline of Front Axle (BA)	45.6
Front Axle to Back of Cab (AC)	81.5
Min. Cab to Body Clearance (CB)	3.0
Back of Cab to Centerline of Rear Axle(s) (CA)	191.7
Effective Back of Cab to Centerline of Rear Axle(s) (Effective CA)	188.7
Back of Cab Protrusions (Exhaust/Intake) (CP)	2.0
Back of Cab Protrusions (Side Extenders/Trim Tab) (CP)	0.0
Back of Cab Protrusions (CNG Tank)	0.0
Back of Cab Clearance (CL)	3.0
Back of Cab to End of Frame	262.6
Cab Height (CH)	76.4
Wheelbase (WB)	273.2
Frame Overhang (OH)	70.9
Overall Frame Length	389.7
Overall Length (OAL)	389.7
Rear Axle Spacing	54.0
Unladen Frame Height at Centerline of Rear Axle	44.6

Performance calculations are estimates only. If performance calculations are critical, please contact Customer Application Engineering.

Prepared for:
 John Wichmann
 SEWER EQUIPMENT CO OF
 AMERICA BB
 1590 DUTCH RD
 DIXON, IL 61021
 Phone: 815-835-5566

Prepared by:
 Andy Ruden
 TRUCK COUNTRY OF IOWA,
 INC.
 3201 HWY 61/151
 DUBUQUE, IA 520039695
 Phone: 563-556-3773

TRUCK WEIGHT



VEHICLE SPECIFICATIONS SUMMARY - TRUCK WEIGHT

Model	47X
Cab Size (829).....	111.6 INCH BBC CONVENTIONAL ALUMINUM CAB
Expected Front Axle(s) Load (lbs).....	20000.0
Expected Pusher Axle(s) Load (lbs).....	0.0
Expected Rear Axle(s) Load (lbs).....	46000.0
Expected Tag Axle(s) Load (lbs).....	0.0
Expected GVW (lbs)	66000
Expected GCW (lbs).....	0.0
Wheelbase (545).....	6940MM (273 INCH) WHEELBASE, SFA ONLY
Pusher / Tag Axle (443).....	NO PUSHER OR TAG AXLE
Front Axle to Back of Cab (in).....	81.496
Cab to Body Clearance (in).....	3.0
Front Axle to Body (in).....	84.496
Truck Configuration (AA3).....	SEWER/INDUSTRIAL VACUUM BODY
Body Length (ft).....	11.8
Body Width (in).....	96.0
Body Weight (lbs).....	1700.0
Body Horiz CG from Body Front (ft).....	5.5
Body Front to Rear Axle(s) CL (ft).....	15.73
Driver Weight (lbs).....	500.0
Driver Horizontal CG from Front Axle (in).....	43.622
Left-Hand Primary Fuel/Hydraulic Tank (204).....	100 GALLON/378 LITER ALUMINUM FUEL TANK - LH
Left Fuel Tank Horizontal CG (in).....	54.756

Prepared for:
 John Wichmann
 SEWER EQUIPMENT CO OF
 AMERICA BB
 1590 DUTCH RD
 DIXON, IL 61021
 Phone: 815-835-5566

Prepared by:
 Andy Ruden
 TRUCK COUNTRY OF IOWA,
 INC.
 3201 HWY 61/151
 DUBUQUE, IA 520039695
 Phone: 563-556-3773

Right-Hand Primary Fuel/Hydraulic Tank (206)..... NO RH FUEL TANK
 Right Fuel Tank Horizontal CG (in) 0

TABLE SUMMARY - TRUCK WEIGHT

Item	Front(s)	Rear(s)	Total
Chassis Tare	9923	9343	19266
Fuel / Oil	685	153	838
Driver	420	80	500
Dealer Installed Options	0	0	0
Accessories Total	0	0	0
Body Tare	764	936	1700
Truck Tare Weight	11792	10512	22304
Payload Total	0	0	0
Calculated Axle Loads	11792	10512	22304
Expected Axle Loads / GVW	20000	46000	66000
GAWR / GVWR	20000	46000	66000
Payload CG From Front of Body		5.9 feet	
Payload CG From Front Axle		12.9 feet	
Payload Distribution		Variable	
All weights displayed in pounds			

Prepared for:
 John Wichmann
 SEWER EQUIPMENT CO OF
 AMERICA BB
 1590 DUTCH RD
 DIXON, IL 61021
 Phone: 815-835-5566

Prepared by:
 Andy Ruden
 TRUCK COUNTRY OF IOWA,
 INC.
 3201 HWY 61/151
 DUBUQUE, IA 520039695
 Phone: 563-556-3773

Item	Front(s)	Rear(s)	Total
Chassis Tare	9923	9343	19266
Fuel / Oil	685	153	838
Driver	420	80	500
Dealer Installed Options	0	0	0
Accessories Total	0	0	0
Body Tare	764	936	1700
Truck Tare Weight	11792	10512	22304
Payload Total	0	0	0
Calculated Axle Loads	11792	10512	22304
Expected Axle Loads / GVW	20000	46000	66000
GAWR / GVWR	20000	46000	66000
Payload CG From Front of Body		5.9 feet	
Payload CG From Front Axle		12.9 feet	
Payload Distribution		Variable	
All weights displayed in pounds			

Performance calculations are estimates only. If performance calculations are critical, please contact Customer Application Engineering.