


ANN ARBOR 2007 DECEMBER BOARD OF REVIEW MEETING

The Ann Arbor Board of Review met on December 11, 2007 to make corrections to the 2004, 2005, 2006 and 2007 Assessment and Taxable Value Rolls. The Board also reviewed Affidavits for Homestead Exemption which were submitted late or by new owners for the 2004, 2005, 2006 and 2007 tax years.


The following corrections were made on the 2004 through 2007 Assessment and Taxable Value Rolls, respectively.


The Board of Review Members reviewed and approved the changes to the 2004 through 2007 Real Property and 2006 and 2007 Personal Property Assessment and Taxable Value Rolls. Additionally, they have reviewed and approved Homestead Exemption changes for 2004 through 2007.

Date: Dec. 11, 2007


Robert White, Member


Timothy Williams, Member


Doris Preston, Member


David R. Petrak, Secretary Board of Review

Real Property - 2007

Property ID	DDA	Taxpayer	2007 Original Assessment	2007 Revised Assessment	2007 Taxable Value	2007 Revised TV	Smart Zone
D 1		Peter Siers & Stephanie Hale Trust	171,300	171,300	169,549	146,330	
D 2		Susan Knox	102,100	102,100	57,782	57,782	P
D 3		Janet Hohmann-Lamb	85,000	85,000	50,785	50,785	P
D 4		Sahba La'al & Tomoko Ogawa	175,400	175,400	166,152	166,152	P
D 5		Mary S Palmer Trust	72,100	72,100	69,997	43,604	
D 6		Mary S Palmer Trust	432,300	432,300	414,177	233,446	
D 7		Mary S Palmer Trust	41,300	41,300	41,300	34,259	
D 8		Patrick J Paige	212,100	212,100	212,100	159,599	
D 9		Patrick J Paige	229,000	229,000	229,000	147,602	
D 10	DDA	Ann Arbor Teen Center Inc	681,500	0	681,500	0	YES
D 11		John Pacholok	146,700	146,700	146,700	146,700	P
D 12		Beth Kennedy	105,900	105,900	105,900	82,396	
D 13		Joanna & Blaise Blastos	142,600	142,600	142,600	88,742	
D 14		Robert & June Grant	151,800	151,800	103,719	103,719	P
D 15		Maureen J Barrett Trust	329,100	329,100	329,100	120,859	
D 16		City of Ann Arbor	700	0	598	0	
D 17		John W & Simone J Orton Trust	207,200	207,200	207,200	191,299	
D 18		Winston Ann Arbor Spe LLC	4,159,200	4,159,200	4,159,200	3,464,045	
D 19		Winston Spe II LLC	2,086,500	2,086,500	2,086,500	1,941,449	
D 20		Clara Noland	71,500	31,800	37,711	31,800	P
			9,603,300	8,881,400	9,411,570	7,210,568	

Real Property - 2006

Property ID	DDA	Taxpayer	2006 Original Assessment	2006 Revised Assessment	2006 Original TV	2006 Revised TV	Smart Zone
D 21		Peter Siers & Stephanie Hale Trust	163,500	163,500	163,500	141,109	
D 22		Mary S Palmer Trust	67,500	67,500	67,500	42,049	
D 23		Mary S Palmer Trust	399,400	399,400	399,400	225,117	
D 24		Mary S Palmer Trust	41,300	41,300	41,300	33,037	
D 25		Baybest Ribs LLC	825,400	825,400	825,400	656,610	
D 26		Winston Spe II LLC	2,234,800	2,234,800	2,234,800	1,872,179	
			3,731,900	3,731,900	3,731,900	2,970,101	

Personal Property - 2007

Property ID	DDA	Taxpayer	2007 Original Assessment	2007 Revised Assessment	2007 Taxable Value	2007 Revised TV	Smart Zone
D 27		CIT Communications	446,600	388,500	446,600	388,500	
D 28		BOC Group Inc	87,500	59,500	87,500	59,500	
D 29		Ann Arbor Area Board	91,700	81,100	91,700	81,100	
D 30		Cort Furniture Rental	25,500	32,200	25,500	32,200	
D 31		GE Cap Info Tech Solutions	669,300	674,400	669,300	674,400	
D 32	DDA	Deloitte & Touche	117,000	153,200	117,000	153,200	Yes
D 33		Electro Rent Corporation	1,500	500	1,500	500	
D 34		Epsilon Trusee Corp	27,000	4,900	27,000	4,900	
D 35		Robert Fedchenko, DDS	9,600	15,200	9,600	15,200	
D 36		Busy Body, Inc #125	21,900	11,100	21,900	11,100	
D 37		Patton Corporation	3,300	0	3,300	0	
D 38		Heys Dental LLC	52,600	0	52,600	0	
D 39		Mac's Convience Store	47,100	0	47,100	0	
D 40		Mill Creek VLG LTD	29,700	9,900	29,700	9,900	
D 41		Pitney Bowes Credit	463,900	0	463,900	0	
D 42		Reyna Financial Corp	82,500	75,600	82,500	75,600	
D 43		Siemens Financial Services	64,100	26,400	64,100	26,400	
D 44		IHA Affiliation Corp	7,300	0	7,300	0	
D 45		Williams Scotsman, Inc	0	73,000	0	73,000	
D 46	DDA	Butzel Long	166,800	173,600	166,800	173,600	Yes
D 47	DDA	Metrocall Inc	5,500	0	5,500	0	Yes
D 48		Amerigas Eagle Propane	3,300	800	3,300	800	
D 49		Whirly Ball of Ann Arbor	9,100	4,100	9,100	4,100	
D 50		James P Lee, DDS	111,700	78,600	111,700	78,600	
D 51	DDA	Aquis Wireless Communications	16,000	0	16,000	0	Yes
D 52		Public Data Queries, Inc	13,800	0	13,800	0	
D 53		Bal Global Finance	67,500	73,500	67,500	73,500	
D 54		Sentury Financial Corporation	1,600	1,300	1,600	1,300	
D 55		Bio-Analytics, Inc	6,300	14,100	6,300	14,100	
D 56		Summit Funding Group	4,300	2,300	4,300	2,300	
D 57	DDA	David Walther	900	0	900	0	Yes
D 58		University Center Insurance Inc	4,400	0	4,400	0	
D 59		Somerset Capital Group, Ltd	1,500	300	1,500	300	
D 60		Arbor Networks	297,300	376,600	297,300	376,600	
D 61		Hasler Inc	5,200	3,800	5,200	3,800	
D 62		Michael C Clark and Carol E Shulman	2,500	3,100	2,500	3,100	
D 63		NUCO2 Inc	28,300	22,500	28,300	22,500	
D 64		Sensormatic Electronics Corp	15,200	2,800	15,200	2,800	
D 65		Net Linx Publishing Solutions	122,900	16,000	122,900	16,000	
D 66		Espresso Caffee Corporation	53,200	21,900	53,200	21,900	
D 67		Shore Mortgage	8,100	0	8,100	0	
D 68		Ann Tailor & Cleaners	1,300	0	1,300	0	
D 69	DDA	Titan Alliance	200	0	200	0	Yes
D 70		Freshen's Premium Yogurt	2,400	0	2,400	0	
D 71	DDA	Luis Gomez	1,000	0	1,000	0	
D 72	DDA	Rose & Weber	900	600	900	600	Yes
D 73		Beautyfirst	97,800	76,300	97,800	76,300	Yes
D 74		Sterling National Bank	3,400	0	3,400	0	
D 75		Hasler Financial Services LLC	25,900	11,600	25,900	11,600	

Personal Property - 2007 (Continued)

Property ID	DDA	Taxpayer	2007 Original Assessment	2007 Revised Assessment	2007 Taxable Value	2007 Revised TV	Smart Zone
D 76		DFS Funding, LP	64,700	65,000	64,700	65,000	
D 77		Karl Storz Endoscopy	36,400	0	36,400	0	
D 78		Stentor, Inc	43,500	62,300	43,500	62,300	
D 79		NU Skin Enterprises	2,200	0	2,200	0	
D 80	DDA	Beaner's Gourmet Coffe	115,900	69,400	115,900	69,400	Yes
D 81	DDA	Paul Decailly, Law Office of	1,500	0	1,500	0	Yes
D 82		Heys Dental LLC	19,400	0	19,400	0	
D 83		Primary Pediatrics	11,000	0	11,000	0	
D 84	DDA	Murphy, Michael T.	2,000	0	2,000	0	Yes
D 85	DDA	Shulman, Michael	1,000	0	1,000	0	Yes
D 86		Home City Ice Company	10,000	9,200	10,000	9,200	
D 87		National City Commercial	17,500	0	17,500	0	
D 88		The Four Legged Socialite	15,000	200	15,000	200	
D 89		Beaner's Gourmet Coffe	92,100	64,600	92,100	64,600	
D 90	DDA	Copernicus European Deli	10,000	17,700	10,000	17,700	Yes
D 91		Surovell Title	7,500	900	7,500	900	
D 92		EPA LLC	100,000	0	100,000	0	
D 93	DDA	The Den	50,000	0	50,000	0	Yes
D 94		Services to Enhance Potential	3,300	0	3,300	0	
D 95	DDA	Dobson John S Attorney	2,500	0	2,500	0	Yes
D 96		The UPS Store	13,500	5,600	13,500	5,600	
D 97		Reed Law Group, PC	22,800	0	22,800	0	
D 98		Forte Media Productions	25,000	0	25,000	0	
D 99		Pitney Bowes Global Financial	260,300	276,600	260,300	276,600	
D 100		Rent-A-Center	4,300	0	4,300	0	
D 101		Parata Systems	4,700	3,600	4,700	3,600	
D 102		THE Good Guys LLC	2,900	0	2,900	0	
D 103		Sealed Air Corporation (US)	0	4,200	0	4,200	
D 104	DDA	George Dibble	2,000	0	2,000	0	Yes
D 105		Pilar's Café	25,000	5,000	25,000	5,000	
			4,294,407	3,075,607	4,294,407	3,075,607	

Personal Property - 2006

Property I.D.	DDA	Taxpayer	2006 Original Assessment	2006 Revised Assessment	2,006 Original TV	2,006 Revised TV	Smart Zone
D 106		Robert Fedchenko, DDS	8,600	10,900	8,600	10,900	
D 107		Busy Body, Inc #125	24,900	12,800	24,900	12,800	
D 108	DDA	Maria's Alterations	5,700	2,900	5,700	2,900	Yes
D 109		Professional Auto Tech Inc	26,800	29,700	26,800	29,700	
D 110		GE Modular Space	198,100	199,700	198,100	199,700	
D 111		VCR Automotive	22,800	19,000	22,800	19,000	
D 112	DDA	Grizzly Peak	239,300	391,300	239,300	391,300	
D 113		Eastern Research	56,200	137,500	56,200	137,500	Yes
D 114		Bal Global Finance	1,419,100	199,600	1,419,100	199,600	
D 115		Bio-Analytics, Inc	5,700	10,000	5,700	10,000	
D 116	DDA	Rivett Michele	1,100	1,300	1,100	1,300	Yes
D 117		University Center Insurance Inc	4,000	0	4,000	0	
D 118		VFS Lease Residual Holding	173,400	169,800	173,400	169,800	
D 119		Mercado Sabor Latino Inc	4,100	0	4,100	0	
D 120		A-1 Auto Inspection	1,800	0	1,800	0	
D 121		Gordon Food Service	15,400	17,000	15,400	17,000	
D 122		Container Store	1,700	0	1,700	0	
D 123		Espresso Caffe Corporation	48,400	21,500	48,400	21,500	
D 124		Titan Alliance	200	0	200	0	
D 125		Wabasha Leasing LLC	33,400	33,800	33,400	33,800	
D 126	DDA	TCF Employee Training	5,000	0	5,000	0	Yes
D 127		Primary Pediatrics	10,000	0	10,000	0	
D 128	DDA	Shulman, Michael	900	0	900	0	Yes
D 129		Surovell Title	0	1,300	0	1,300	
D 130		The Hook Up	20,000	3,900	20,000	3,900	
D 131		Mac's Convience Store	42,800	0	42,800	0	
D 132		Gourmet Kitchen	10,500	5,000	10,500	5,000	
			2,379,900	1,267,000	2,379,900	1,267,000	

HOMESTEAD EXEMPTIONS

PARCEL ID	NAME	BOARD OF REVIEW ACTION REQUIRED	TAXABLE VALUE
2004			
09-08-24-420-002	Stuart Seling & Debra Andrews-Seling	Change Homestead % From: 0% To: 100% for 2004	59,221
09-09-15-402-006	Birgit Rieck	Change Homestead % From: 0% To: 100% for 2004	84,772
09-09-30-119-014	Timothy Fraleigh	Change Homestead % From: 0% To: 100% for 2004	139,000
09-09-31-208-157	Sylvester James	Change Homestead % From: 0% To: 100% for 2004	27,132
09-09-31-305-004	Marian Patricia Van Bonn	Change Homestead % From: 0% To: 100% for 2004	83,993
09-09-31-315-028	Mitchell Kaplan & Melissa Gregory	Change Homestead % From: 0% To: 100% for 2004	88,939
09-12-02-313-022	Julia Bandow	Change Homestead % From: 0% To: 100% for 2004	76,000
09-12-03-408-020	Gary Joseph Dolinshek	Change Homestead % From: 0% To: 100% for 2004	70,878
09-12-10-201-028	Karen Adele McDonald	Change Homestead % From: 0% To: 100% for 2004	107,962

PARCEL ID	NAME	BOARD OF REVIEW ACTION REQUIRED	TAXABLE VALUE
2005			
09-08-24-420-002	Stuart Seling & Debra Andrews-Seling	Change Homestead % From: 0% To: 100% for 2005	60,583
09-09-15-402-006	Birgit Rieck	Change Homestead % From: 0% To: 100% for 2005	86,721
09-09-30-119-014	Timothy Fraleigh	Change Homestead % From: 0% To: 100% for 2005	142,197
09-09-31-208-157	Sylvester James	Change Homestead % From: 0% To: 100% for 2005	27,756
09-09-31-305-004	Marian Patricia Van Bonn	Change Homestead % From: 0% To: 100% for 2005	85,924
09-09-31-315-028	Mitchell Kaplan & Melissa Gregory	Change Homestead % From: 0% To: 100% for 2005	90,984
09-12-02-313-022	Julia Bandow	Change Homestead % From: 0% To: 100% for 2005	77,748
09-12-03-408-020	Gary Joseph Dolinshek	Change Homestead % From: 0% To: 100% for 2005	72,508
09-12-10-201-028	Karen Adele McDonald	Change Homestead % From: 0% To: 100% for 2005	110,445

PARCEL ID	NAME	BOARD OF REVIEW ACTION REQUIRED	TAXABLE VALUE
2006			
09-08-24-420-002	Stuart Seling & Debra Andrews-Seling	Change Homestead % From: 0% To: 100% for 2006	62,582
09-09-15-402-006	Birgit Rieck	Change Homestead % From: 0% To: 100% for 2006	89,582
09-09-18-403-015	Sudhir K & Carol A Jain	Change Homestead % From: 0% To: 100% for 2006	656,119
09-09-20-407-009	Rachael Elizabeth Preston	Change Homestead % From: 0% To: 100% for 2006	118,700
09-09-27-301-065	Mary S Palmer	Change Homestead % From: 0% To: 100% for 2006	67,500
09-09-27-301-066	Mary S Palmer	Change Homestead % From: 0% To: 100% for 2006	399,400
09-09-27-301-067	Mary S Palmer	Change Homestead % From: 0% To: 100% for 2006	41,300
09-09-30-119-014	Timothy Fraleigh	Change Homestead % From: 0% To: 100% for 2006	146,889
09-09-31-112-036	Elizabeth Noren	Change Homestead % From: 0% To: 100% for 2006	110,789
09-09-31-208-157	Sylvester James	Change Homestead % From: 0% To: 100% for 2006	28,671
09-09-31-305-004	Marian Patricia Van Bonn	Change Homestead % From: 0% To: 100% for 2006	88,759
09-09-31-315-028	Mitchell Kaplan & Melissa Gregory	Change Homestead % From: 0% To: 100% for 2006	93,986
09-09-34-408-017	Ken Land	Change Homestead % From: 0% To: 100% for 2006	199,014
09-12-02-313-022	Julia Bandow	Change Homestead % From: 0% To: 100% for 2006	80,313
09-12-03-408-020	Gary Joseph Dolinshek	Change Homestead % From: 0% To: 100% for 2006	74,900
09-12-10-201-028	Karen Adele McDonald	Change Homestead % From: 0% To: 100% for 2006	114,089

PARCEL ID	NAME	BOARD OF REVIEW ACTION REQUIRED	TAXABLE VALUE
2007			
09-08-24-420-002	Stuart Seling & Debra Andrews-Seling	Change Homestead % From: 0% To: 100% for 2007	64,897
09-09-10-301-027	Dragomir Culav & Cecilia Colombres	Change Homestead % From: 0% To: 100% for 2007	156,500
09-09-10-400-181	Stephanie Y Jo	Change Homestead % From: 0% To: 100% for 2007	113,500
09-09-14-209-049	Qiang Jian Fan & Nian Zhuang	Change Homestead % From: 0% To: 100% for 2007	175,500
09-09-15-402-006	Birgit Rieck	Change Homestead % From: 0% To: 100% for 2007	92,896
09-09-19-414-041	Steven Nicholas Minton Haines	Change Homestead % From: 0% To: 100% for 2007	158,700
09-09-20-407-009	Rachael Elizabeth Preston	Change Homestead % From: 0% To: 100% for 2007	123,091
09-09-23-400-030	Patricia Ann Redding	Change Homestead % From: 0% To: 100% for 2007	208,600
09-09-27-301-065	Mary S Palmer	Change Homestead % From: 0% To: 100% for 2007	69,997
09-09-27-301-066	Mary S Palmer	Change Homestead % From: 0% To: 100% for 2007	414,177
09-09-27-301-067	Mary S Palmer	Change Homestead % From: 0% To: 100% for 2007	41,300
09-09-29-111-025	Michael Christie	Change Homestead % From: 0% To: 100% for 2007	179,300
09-09-29-301-022	Eric Stabb	Change Homestead % From: 0% To: 100% for 2007	168,100
09-09-29-301-046	Christine A McAllen	Change Homestead % From: 0% To: 100% for 2007	148,200
09-09-30-112-012	Beth Susan Kennedy	Change Homestead % From: 0% To: 100% for 2007	105,900
09-09-30-119-014	Timothy Fraleigh	Change Homestead % From: 0% To: 100% for 2007	152,323
09-09-30-123-009	Frances Hinderer	Change Homestead % From: 0% To: 100% for 2007	67,087
09-09-31-112-036	Elizabeth Noren	Change Homestead % From: 0% To: 100% for 2007	139,900
09-09-31-208-157	Sylvester James	Change Homestead % From: 0% To: 100% for 2007	29,731
09-09-31-212-007	Guo Chen & Wan Lun Yu	Change Homestead % From: 50% To: 100% for 2007	146,800
09-09-31-305-004	Marian Patricia Van Bonn	Change Homestead % From: 0% To: 100% for 2007	92,043
09-09-31-315-028	Mitchell Kaplan & Melissa Gregory	Change Homestead % From: 0% To: 100% for 2007	97,463
09-09-33-226-025	Tara Boinpally	Change Homestead % From: 0% To: 100% for 2007	211,500
09-09-33-302-006	Paul J Tasillo	Change Homestead % From: 0% To: 100% for 2007	145,900
09-09-34-206-025	Vi-Cheng Liu	Change Homestead % From: 0% To: 100% for 2007	125,239
09-09-34-211-009	Gwen Alexander	Change Homestead % From: 0% To: 100% for 2007	237,500
09-09-34-408-004	Emanuel & Sandra Tanay	Change Homestead % From: 0% To: 100% for 2007	282,300
09-12-02-313-022	Julia Bandow	Change Homestead % From: 0% To: 100% for 2007	83,284
09-12-02-322-005	Lisa Dager	Change Homestead % From: 0% To: 100% for 2007	66,998
09-12-03-401-011	Mary Suzanne Schuon	Change Homestead % From: 0% To: 100% for 2007	85,565
09-12-03-408-020	Gary Joseph Dolinshek	Change Homestead % From: 0% To: 100% for 2007	77,671
09-12-10-201-028	Karen Adele McDonald	Change Homestead % From: 0% To: 100% for 2007	118,310