



© Copyright 2008

City Place
M.O.R.
Lap Sided Facade

**J BRADLEY MOORE
& ASSOCIATES**
4044 Jackson Road, #150 Ann Arbor, MI 48103 (734) 930-1500

revisions

job 27106

drawn kwk/MTJ
date 06/09/09

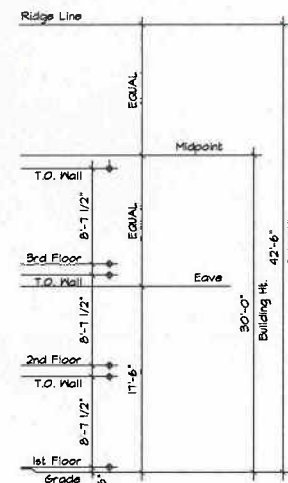
sht A3.9B




ALT. 'B1' LEFT SIDE ELEVATION-NORTH (south building) PITCHED ROOF
SCALE: 1/8" = 1'-0" (NORTH BLDG. ELEVATION SIM. BUT OPP. HAND)



ALT. 'B1' FRONT ELEVATION-WEST (south building) PITCHED ROOF
SCALE: 1/8" = 1'-0" (NORTH BLDG. ELEVATION SIM. BUT OPP. HAND)





© Copyright 2008

City Place
M.O.R.
Lap Sided Facade



ALT. 'B1' RIGHT SIDE ELEVATION-SOUTH (south building) PITCHED ROOF

SCALE: 1/8" = 1'-0" (NORTH BLDG. ELEVATION SIM. BUT OPP. HAND)


revisions

job 27106

drawn kwk/MTJ
date 06/09/09

sht A3.9B4

J BRADLEY MOORE
& ASSOCIATES
4844 Jackson Road, #150 Ann Arbor, MI 48103 (734) 930-1500



© Copyright 2008

City Place
M.O.R.
Lap Sided Facade



ALT. 'B1' REAR ELEVATION-EAST (south building) PITCHED ROOF
SCALE: 1/8" = 1'-0" NORTH BLDG. ELEVATION SHL. BUT OPP. HAND!

**J BRADLEY MOORE
& ASSOCIATES**
4844 Jackson Road, #150 Ann Arbor, MI 48103 (734) 930-1500

revisions

job 27106

drawn kwk/MTJ
date 06/09/09

sht A3.9B2