

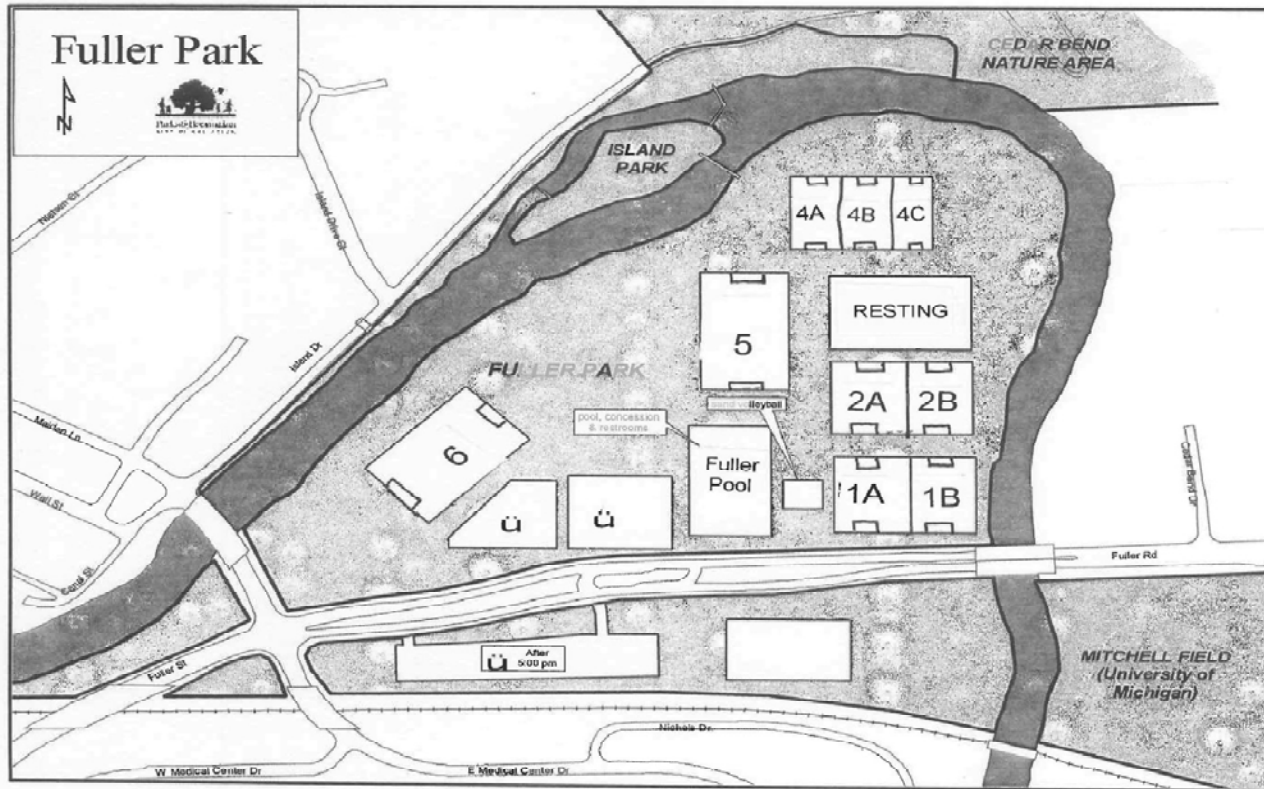
# Fuller and Olson Athletic Fields

Review of 2011 Season

(March-November)

# Fuller Fields Layout

Spring 2011



Fuller Field 1    2 half fields  
(1A, 1B)

Fuller Field 2    2 half fields  
(2A, 2B)

Fuller Field 3    RESTING

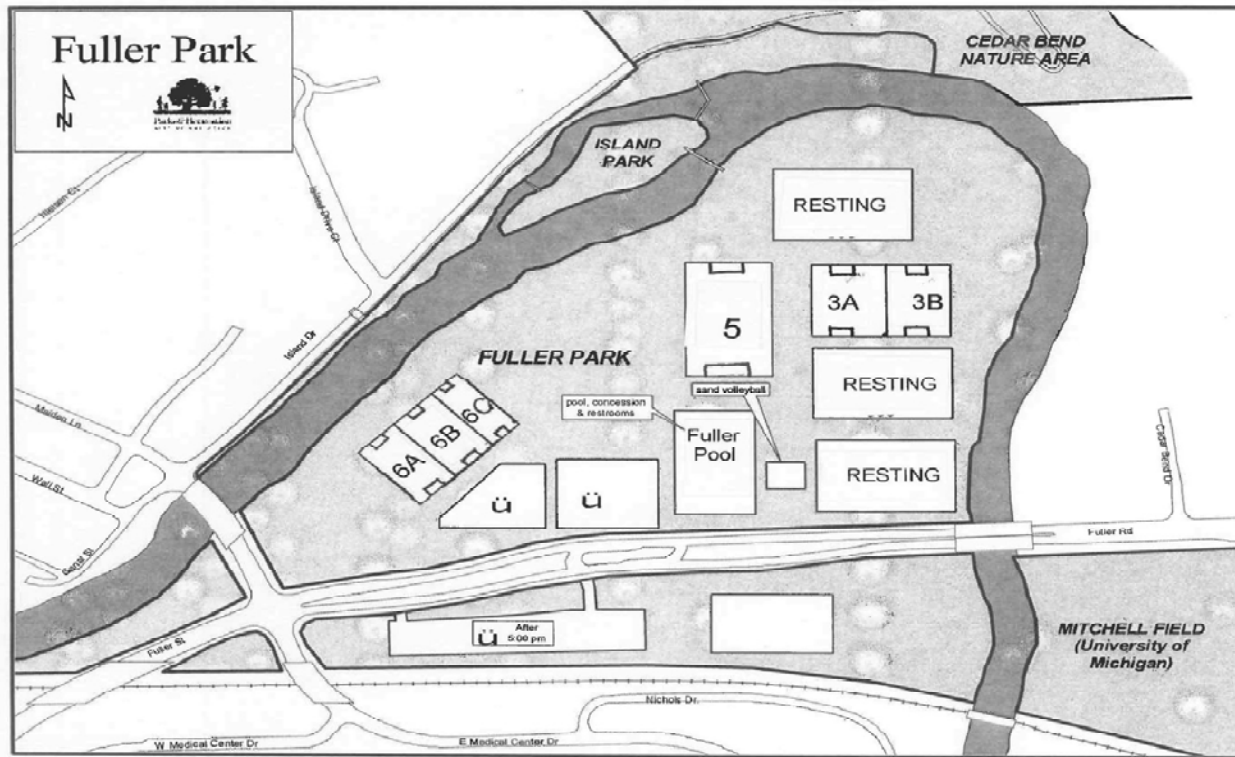
Fuller Field 4    3 half fields  
(4A, 4B, 4C)

Fuller Field 5    1 full field

Fuller Field 6    1 full field

# Fuller Fields Layout

Summer 2011



Fuller Field 1

RESTING

Fuller Field 4

RESTING

Fuller Field 2

RESTING

Fuller Field 5

1 full field

Fuller Field 3  
(3A, 3B)

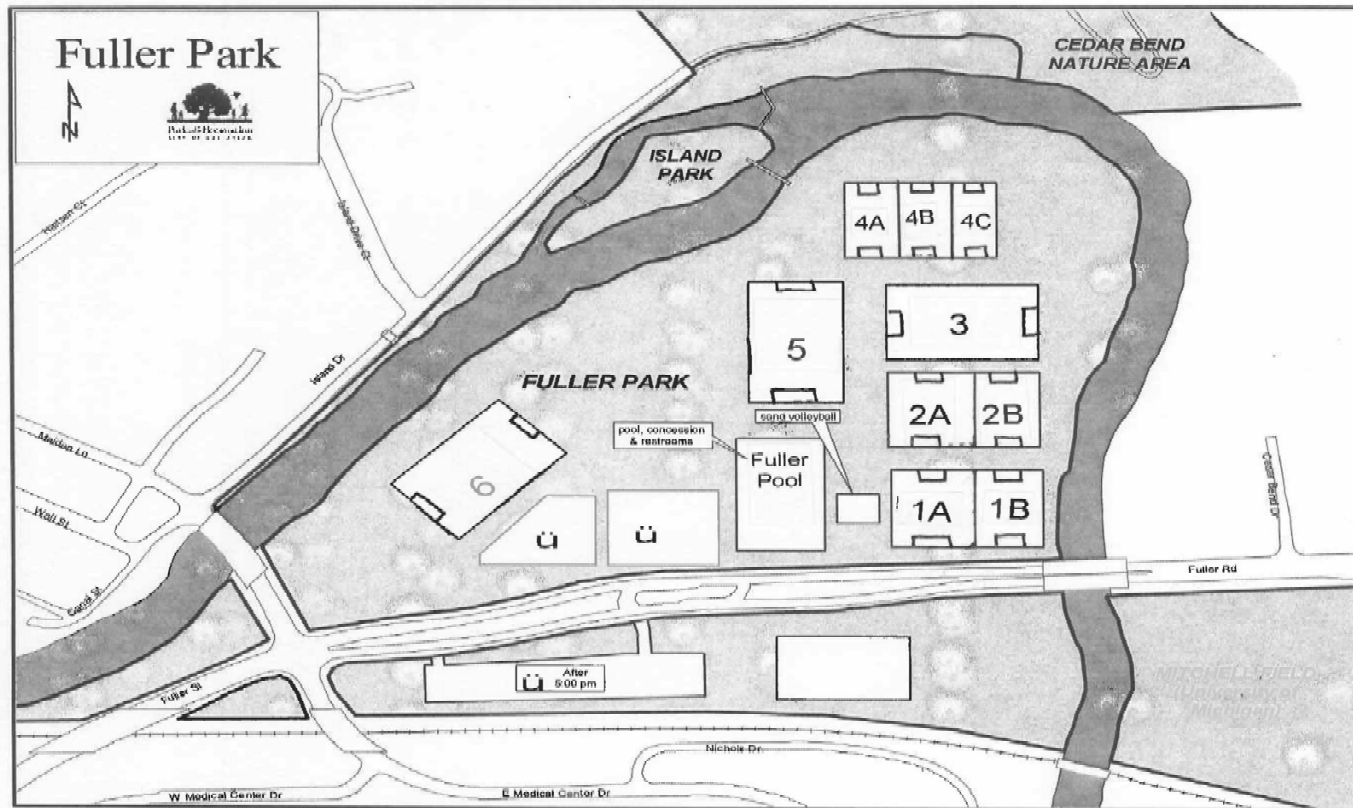
2 half fields

Fuller Field 6  
(6A, 6B, 6C)

3 half fields

# Fuller Fields Layout

Fall 2011



Fuller Field 1  
(1A, 1B)

2 half fields

Fuller Field 4  
(4A, 4B, 4C)

3 half fields

Fuller Field 2  
(2A, 2B)

2 half fields

Fuller Field 5

1 full field

Fuller Field 3

1 full field

Fuller Field 6

1 full field

# Breakdown of User Groups

- 15 total teams used the fields in 2011
- 7 new teams in 2011 and 8 returning from 2010
- Types of sports teams:
  - youth and adult soccer
  - adult ultimate Frisbee
  - youth lacrosse
  - youth flag football
  - middle school and high school soccer
  - U of M club teams – soccer
- 65% of usage was soccer
- 15% lacrosse
- 20% split among ultimate frisbee and flag football

# Total Number of Games

*35 games/field per season (Spring, Summer and Fall) was our desired maximum*

- Fuller Field 1

- 1A            61 games out of 70 games maximum
- 1B            61 games out of 70 games maximum

Field 1 was used as 2 half-fields for the Spring and Fall Season.  
It was closed in the Summer for resting.

- Fuller Field 2

- 2A            61 games out of 70 games maximum
- 2B            61 games out of 70 games maximum

Field 2 was used as 2 half-fields for the Spring and Fall season.  
It was closed in the Summer for resting.

# Total Number of Games

- Fuller Field 3
  - 3                    23 games out of 35 games maximum
  - 3A                   38 games out of 35 games maximum
  - 3B                   37 games out of 35 games maximum

Field 3 was used as 2 half-fields in the Summer and 1 full field in the Fall. It was closed in the Spring for resting.

- Fuller Field 4
  - 4A                   59 games out of 70 games maximum
  - 4B                   30 games out of 70 games maximum
  - 4C                   30 games out of 70 games maximum

Field 4 was used as 3 half-fields in the Spring and Fall. It was closed in the Summer for resting.

# Total Number of Games

- Fuller Field 5

- 5                      96 games out of 105 games maximum

Field 5 was used a full field for the Spring, Summer and Fall.

- Fuller Field 6

- 6                      17 games out of 70 games maximum
- 6A                    35 games out of 35 games maximum
- 6B                    35 games out of 35 games maximum
- 6C                    35 games out of 35 games maximum

Field 6 was used a full field for the Spring and Fall and 3 half-fields in the Summer.

- Olson Fields

- 1                      89 games out of 105 games maximum
- 2                      86 games out of 105 games maximum

Fields 1 and 2 were used as full field for the Spring, Summer and Fall.



# Total Games Continued

- Maximum available games at Fuller 875
- Total games played at Fuller 679
  
- Maximum available games at Olson 210
- Total games played at Olson 175
  
- Fuller and Olson were at 79% capacity

# Fuller & Olson Field Rental Fees

Fees approved in FY2010

- Fuller Fields 1-5
  - Full Field \$60/hour
  - Half Field \$40/hour
- Fuller Field 6
  - Full Field \$32/hour
  - Half Field \$20/hour
- Olson Fields
  - Full Field \$60/hour

# Revenue for Fuller & Olson

March 2011 through November 2011

- Fuller Fields
  - Maximum Possible Revenue \$70,280
  - Total Revenue Collected \$54,608
  - Amount Returned for Refunds \$5,400
  
- Olson Fields
  - Maximum Possible Revenue \$25,200
  - Total Revenue Collected \$21,000
  - Amount Returned for Refunds \$1,500
  
- **Total Overall Revenue after Refunds \$68,708**

# Fuller & Olson Operating Expenses

2011 Season

• Mowing	\$18,368
• Field Lining	\$6,600
• Goals	\$6,000
• Fertilizing/Aerification/Overseeding	\$18,800
• Electricity	\$1,700
• General Field Maintenance	\$6,200
• Administration & Scheduling	\$25,000
• <b>Total Estimated Expenses</b>	<b>\$82,688</b>

# Additional Field Information

- Field usage at Fuller and Olson was cancelled a total of 25 days out of 45 days in April & May due to rain and extremely wet conditions.
- Field usage at Fuller and Olson was rarely cancelled in the Summer as a result of weather. In the Fall, field usage was cancelled less than 10 days due to rain and extremely wet conditions.
- Fuller Fields 1, 3, 4 and 5 showed reasonable wear.
- Fuller Field 2 showed heavy wear.
- Fuller Field 6 proved to be inadequate for scheduled play.
- Irrigation System for Olson Fields failed during the summer resulting in turf loss. Irrigation system is currently operational.
- Park Operations course of action in Fall of 2011: aerified, over seeded and fertilized. Filled in depressions in goal mouths.