

City of Ann Arbor
BUDGET IMPACT ANALYSIS

SERVICE AREA:

Non-Departmental

SERVICE UNIT:

	FY2019	FY2020	FY2021
	BUDGET for Ongoing Operations*	Projected Expenditures*	Projected Expenditures*
	\$ 14,577,016	\$ 14,928,335	\$ 16,143,777

SERVICE ACTIVITY	FUND	CHANGES FROM EXISTING SERVICE LEVELS	FY2020	FY2021
Revenue	0010	Risk Fund rebate of excess fund balance due to benefit savings	\$ (2,100,000)	
Training and Development	0010	Inclusion Contract	59,000	\$ 97,000
Training and Development	0010	Staff training	25,000	\$ 25,000
Active Transportation	0010	Active Transportation	1,500,000	
Succession Planning	0010	Non-departmental-Succession planning funding	100,000	

Strategic Plan Goal # (if applicable)-see key to the right
Sustainability Framework # (if applicable)- see key to the right

TOTAL DOLLAR IMPACT IDENTIFIED	\$ (416,000)	\$ 122,000
---------------------------------------	---------------------	-------------------

* These numbers for General Fund should come from the General Fund Target sheet.

Total Targeted Budget	\$ 14,512,335	\$ 16,265,777
-----------------------	---------------	---------------

City of Ann Arbor
BUDGET IMPACT ANALYSIS

		FY2019	FY2020	FY2021
SERVICE AREA:	Finance	BUDGET for Ongoing Operations*	Projected Expenditures*	Projected Expenditures*
SERVICE UNIT:	Assessor	\$ 1,230,575	\$ 1,245,945	\$ 1,276,718

SERVICE ACTIVITY	FUND	CHANGES FROM EXISTING SERVICE LEVELS	FY2020	FY2021
Professional Services	0010	Reduce Contracted Services (recurring)	\$ (60,759)	\$ (60,759)
Professional Services	0010	Digital Scanning Services (one-time)	\$ 8,320	\$ -
TOTAL DOLLAR IMPACT IDENTIFIED			\$ (52,439)	\$ (60,759)

Strategic Plan Goal # (if applicable)-see key to the right
Sustainability Framework # (if applicable)- see key to the right

* These numbers for General Fund should come from the General Fund Target sheet.

Total Targeted Budget	\$ 1,193,506	\$ 1,215,959
-----------------------	--------------	--------------

City of Ann Arbor
BUDGET IMPACT ANALYSIS

		FY2019	FY2020	FY2021
SERVICE AREA:	Finance	BUDGET for Ongoing Operations*	Projected Expenditures*	Projected Expenditures*
SERVICE UNIT:	Administration/Budget	\$ 1,026,349	\$ 1,073,114	\$ 1,089,084

SERVICE ACTIVITY	FUND	CHANGES FROM EXISTING SERVICE LEVELS	FY2020	FY2021
Professional Services	0010	Priority Based Budgeting - first year start-up (non-recurring)	\$ 40,000	
Professional Services	0010	Priority Based Budgeting - ongoing service contract (recurring)	\$ 20,000	\$ 20,000
Contract Administration	0010	Contract Administrator- .5 FTE (1.0 FTE shared with other Service Areas) fully loaded rate (including IT costs & furniture) (\$6,000 IT costs/yer, 1st year IT costs additional \$1,200, 1st year furniture costs \$500)	\$ 49,547	\$ 48,697
Revenue	0010	State-shared revenue-one-time allocation for statutory revenue	\$ (150,000)	\$ (300,000)
TOTAL DOLLAR IMPACT IDENTIFIED			\$ (40,453)	\$ (231,303)

Strategic Plan Goal # (if applicable)-see key to the right	Sustainability Framework # (if applicable)- see key to the right
4, 5	4
4, 5	4

* These numbers for General Fund should come from the General Fund Target sheet.

Total Targeted Budget	\$ 1,032,661	\$ 857,781
------------------------------	---------------------	-------------------

City of Ann Arbor
BUDGET IMPACT ANALYSIS

SERVICE AREA:

Safety Services

SERVICE UNIT:

Police

	FY2019	FY2020	FY2021
	BUDGET for Ongoing Operations*	Projected Expenditures*	Projected Expenditures*
	\$ 28,516,331	\$ 29,227,949	\$ 29,860,121

SERVICE ACTIVITY	FUND	CHANGES FROM EXISTING SERVICE LEVELS	FY2020	FY2021
Patrol	0010	Personnel changes (recurring)	\$ (130,000)	\$ (130,000)
Revenue	0010	Loss of revenue from the Solid Waste Fund for enforcement activities (recurring)	\$ 30,000	\$ 30,000
Patrol	0010	Bullet Proof Vests - 36 vests in FY20 and 68 vests in FY21 (non-recurring)	\$ 25,000	\$ 47,000
Patrol	0010	Tasers - 12 Tasers in FY20 and 41 Tasers in FY21 (non-recurring)	\$ 19,700	\$ 67,200
Motorcycle Unit	0010	Mics to transition motorcycle helmets to new radio system (non-recurring)	\$ 8,910	\$ -
Special Services	0010	Vehicle crash forensic mapping system (non-recurring)	\$ 33,700	\$ -
Patrol	0010	Body cameras (95) & Interview Room Cameras (3) - initial purchase (non-recurring)	\$ 21,529	\$ -
Patrol	0010	Body camera & Interview Room camera data storage (recurring)	\$ 45,981	\$ 45,981
Community Standards	0010	Bank Service Fees - credit card processing for parking tickets (recurring)	\$ 5,000	\$ 5,000
Patrol	0010	Software maintenance - for PowerDMS training software (recurring)	\$ 6,000	\$ 6,000
Patrol	0010	PSS Cadet - 2.0 FTEs (recurring)	\$ 128,698	\$ 131,090

Sustainability
Strategic Plan Goal Framework # (if
(if applicable)-see applicable)- see key
key to the right to the right

	2	7
	2	7
	2, 4	
	2, 4	7
	2, 4	7
	2	
	2	
	1, 2	7

TOTAL DOLLAR IMPACT IDENTIFIED	\$ 194,518	\$ 202,271
---------------------------------------	-------------------	-------------------

* These numbers for General Fund should come from the General Fund Target sheet.

Total Targeted Budget	\$ 29,422,467	\$ 30,062,392
-----------------------	---------------	---------------

City of Ann Arbor
BUDGET IMPACT ANALYSIS

SERVICE AREA:	Safety Services	FY2019	FY2020	FY2021
		BUDGET for Ongoing Operations*	Projected Expenditures*	Projected Expenditures*
SERVICE UNIT:	Fire	\$ 16,525,325	\$ 16,975,676	\$ 17,467,054

SERVICE ACTIVITY	FUND	CHANGES FROM EXISTING SERVICE LEVELS	FY2020	FY2021	Strategic Plan Goal # (if applicable)-see key to the right	Sustainability Framework # (if applicable)- see key to the right
Fire Inspection	0010	Reduce Temporary Pay - no longer needed (recurring)	\$ (20,000)	\$ (20,000)	3	
Fire Inspection	0010	Reduce Fire Inspection by 1.0 FTE - position is currently vacant (recurring)	\$ (176,798)	\$ (180,483)	3	
Fire Inspection	0010	Reduce vehicle 1017. By eliminating 1.0 FTE (above), we can reduce one vehicle (recurring)	\$ (9,882)	\$ (9,882)	3	
Fire Inspection	0010	Reduce IT services. By eliminating 1.0 FTE (above), we can reduce one desktop (recurring)	\$ (7,978)	\$ (7,141)	3	
Emergency Management	0010	Reduce budget previously allocated to CERT. Need some funds for Ready! Ann Arbor (recurring)	\$ (5,000)	\$ (5,000)	3	
Fire Operations	0010	Reduce membership of Michigan Task Force 1 (technical rescue team)	\$ (4,500)	\$ (4,500)	3	
Fire Operations	0010	Addition - Fire cadet program to attract City of Ann Arbor residents and potentially more diverse candidates. This would fund one position. Future fulltime position openings would be filled from this program. Each position = Salary \$60,000 + Tuition \$10,000 (recurring)	\$ 70,000	\$ 70,000	1	4
Emergency Management	0010	Addition - Capital improvement for tornado sirens. Replace deteriorating control boxes and upgrade interior electronics. Seven sites in FY20, Fourteen sites in FY21.	\$ 46,400	\$ 16,000		7
TOTAL DOLLAR IMPACT IDENTIFIED			\$ (107,758)	\$ (141,006)		

* These numbers for General Fund should come from the General Fund Target sheet.

Total Targeted Budget	\$ 16,867,918	\$ 17,326,048
------------------------------	----------------------	----------------------


City of Ann Arbor
BUDGET IMPACT ANALYSIS

		FY2019	FY2020	FY2021
SERVICE AREA:	Court	BUDGET for Ongoing Operations*	Projected Expenditures*	Projected Expenditures*
SERVICE UNIT:	Court	\$ 4,757,396	\$ 4,913,511	\$ 4,968,289

SERVICE ACTIVITY	FUND	CHANGES FROM EXISTING SERVICE LEVELS	FY2020	FY2021
Administration	0010	Various Adjustments, including \$5k reduction of contracted services & addition of \$6.6k recurring software application (Matterhorn)	\$ (2,600)	\$ (2,600)
Judicial & Direct Support	0010	Various Adjustments	\$ (1,275)	\$ (1,275)
Case Processing	0010	Various Adjustments, including decreases in temp line \$14k, professional services \$10k, software maintenance \$8.7k, & educational reimbursement \$5k	\$ (23,700)	\$ (23,700)
Probation	0010	Various Adjustments, including decrease in overtime \$5k	\$ (4,750)	\$ (4,750)
TOTAL DOLLAR IMPACT IDENTIFIED			\$ (32,325)	\$ (32,325)
Total Targeted Budget			\$ 4,881,186	\$ 4,935,964

Strategic Plan Goal # (if applicable)-see key to the right

Sustainability Framework # (if applicable)- see key to the right



City of Ann Arbor
BUDGET IMPACT ANALYSIS

		FY2019	FY2020	FY2021
SERVICE AREA:	Community Services	BUDGET for Ongoing Operations*	Projected Expenditures*	Projected Expenditures*
SERVICE UNIT:	033-Building & Rental Housing	\$ 1,566,371	\$ 1,562,970	\$ 1,603,809

SERVICE ACTIVITY	FUND	CHANGES FROM EXISTING SERVICE LEVELS	FY2020	FY2021	Strategic Plan Goal # (if applicable)-see key to the right	Sustainability Framework # (if applicable)- see key to the right
Housing Bureau	0010	Employee allocation adjustment: David Kaiser to 0.75 GF/0.25 Construction Fund	\$ (11,719)	\$ (12,339)	1	6
Housing Bureau	0010	Employee allocation adjustment: Terry Root to 0.25 GF/0.75 Construction Fund	\$ (85,276)	\$ (88,010)	1	6
Housing Bureau	0010	Employee allocation adjustment: Stephen Veals to 0.75 GF/0.25 Construction Fund	\$ (24,581)	\$ (25,879)	1	6
Admin	0010	Postage	\$ 4,000	\$ 3,500	2	6
Admin	0010	Printing	\$ 4,500	\$ 4,000	2	6
Admin	0010	Material and Supplies	\$ 3,000	\$ 3,000	1	6
Admin	0010	Dues and License	\$ 1,200	\$ 1,200	1,2	6
Admin	0010	Training	\$ 3,500	\$ 3,500	1,2	6
Admin	0010	Conference Training and Travel	\$ 2,000	\$ 2,000	1,2	6
Admin	0010	Contract Administrator- .25 FTE (1.0 FTE shared with other Service Areas) fully loaded rate (including IT costs & furniture) (\$6,000 IT costs/yer, 1st year IT costs additional \$1,200, 1st year furniture costs \$500)	\$ 24,773	\$ 24,348		
Housing Bureau	0010	Overtime Paid-Permanent	\$ 7,000	\$ 7,000	2	6
Housing Bureau	0010	Postage	\$ 5,500	\$ 4,500	2	6
Housing Bureau	0010	Telecommunications	\$ 8,000	\$ 8,000	2	6
Housing Bureau	0010	Uniforms and Accessories	\$ 1,800	\$ 1,500	1	6
Housing Bureau	0010	Software Maintenance	\$ 1,500	\$ 1,500	2	6
Housing Bureau	0010	Contracted Services	\$ 1,500	\$ 1,500	2	6
Housing Bureau	0010	Printing	\$ 1,500	\$ 1,000	2	6
Housing Bureau	0010	Conference Training and Travel	\$ 1,500	\$ 1,500	1,2	6
Housing Bureau	0010	Material and Supplies	\$ 1,500	\$ 1,500	1	6
Housing Bureau	0010	Professional Services	\$ 200	\$ 200	2	6
Housing Bureau	0010	Bank Service Fees	\$ 5,000	\$ 6,000	2,4	6
Deer Management	0010	Reduce funding for FY21 program and future years		\$ (50,000)		
TOTAL DOLLAR IMPACT IDENTIFIED			\$ (43,603)	\$ (100,480)		

* These numbers for General Fund should come from the General Fund Target sheet.

Total Targeted Budget	\$ 1,519,367	\$ 1,503,329
-----------------------	--------------	--------------

City of Ann Arbor
BUDGET IMPACT ANALYSIS

SERVICE AREA:

Community Services

SERVICE UNIT:

033-Building & Rental, Construction

	FY2019	FY2020	FY2021
BUDGET for Ongoing Operations*	Projected Expenditures*	Projected Expenditures*	
\$	3,674,618	\$ 3,901,613	\$ 3,950,221

SERVICE ACTIVITY	FUND	CHANGES FROM EXISTING SERVICE LEVELS	FY2020	FY2021
Construction Services	0026	(1) New FTE - Teamster Position (100% Construction Fund)	\$ 90,000	\$ 92,700
Construction Services	0026	(1) New FTE - Project Manager (100% Construction Fund)	\$ 85,000	\$ 86,700
Construction Services	0026	(1) New FTE - Building Inspector (100% Construction Fund)	\$ 87,000	\$ 89,610
Construction Services	0026	Promoting existing Management Assistant to Project Manager	\$ 4,000	\$ 5,120
Construction Services	0026	New Service Area Layout	\$ 100,000	
Construction Services	0026	Employee allocation adjustment: David Kaiser to 0.75 GF/0.25 Construction Fund	\$ 11,719	\$ 12,339
Construction Services	0026	Employee allocation adjustment: Terry Root to 0.25 GF/0.75 Construction Fund	\$ 85,276	\$ 88,010
Construction Services	0026	Employee allocation adjustment: Stephen Veals to 0.75 GF/0.25 Construction Fund	\$ 24,581	\$ 25,879
Building and Trade Inspection	0026	Purchase 13 Electric Vehicles	\$ 271,922	
Building and Trade Inspection	0026	Purchase 13 Charging Stations	\$ 65,000	
Building and Trade Inspection	0026	Additional Fleet Charge	\$ 20,995	\$ 41,991
TOTAL DOLLAR IMPACT IDENTIFIED			\$ 845,493	\$ 442,349

Sustainability Framework # (if applicable)- see key to the right

1	6
2	6
2	6
2	6
1	6
1,2,3,13,14,15	
1,2,3,13,14,15	

* These numbers for General Fund should come from the General Fund Target sheet.


Total Targeted Budget	\$ 4,747,106 \$ 4,392,570
-----------------------	---------------------------

City of Ann Arbor
BUDGET IMPACT ANALYSIS

		FY2019	FY2020	FY2021
SERVICE AREA:	Community Services	BUDGET for Ongoing Operations*	Projected Expenditures*	Projected Expenditures*
SERVICE UNIT:	Community Development	\$ 1,595,591	\$ 1,614,250	\$ 1,617,108

SERVICE ACTIVITY	FUND	CHANGES FROM EXISTING SERVICE LEVELS	FY2020	FY2021
OCED Administration	0010	OCED-Reduce County contract starting in FY21	\$ -	\$ (30,000)
TOTAL DOLLAR IMPACT IDENTIFIED			\$ -	\$ (30,000)

Strategic Plan Goal # (if applicable)- see key to the right
 Sustainability Framework # (if applicable)- see key to the right



* These numbers for General Fund should come from the General Fund Target sheet.

Total Targeted Budget	\$ 1,614,250	\$ 1,587,108
-----------------------	--------------	--------------

City of Ann Arbor
BUDGET IMPACT ANALYSIS

SERVICE AREA:

Community Services

SERVICE UNIT:

Parks & Recreation

	FY2019	FY2020	FY2021
	BUDGET for Ongoing Operations*	Projected Expenditures*	Projected Expenditures*
	\$ 8,738,591	\$ 8,813,113	\$ 8,876,413

SERVICE ACTIVITY	FUND	CHANGES FROM EXISTING SERVICE LEVELS	FY2020	FY2021
Park Operations	0010	Allocate Fleet costs to better reflect usage	\$ (25,177)	\$ (30,645)
Park Operations	0010	Allocate IT costs to reflect personnel allocations	\$ (51,974)	\$ (51,353)
Parks & Recreation	0010	Position Savings	\$ (8,000)	\$ (8,000)
Community Outreach	0010	Community Action Network annual funding increase for expanded programs	\$ 20,000	\$ 24,500
Outdoor Ice Rinks	0010	Add non-recurring funding for outdoor Ice Rinks	\$ 40,000	\$ -
Canoe Liveries	0010	Argo Parking Lot Rental Increase	\$ 3,000	\$ 3,000
Golf	0010	Increase in Fleet costs for moving Golf Equipment into Fleet fund	\$ 16,442	\$ 16,442
Revenue Increase	0010	Increase in rental revenue over projections	\$ (6,964)	\$ (6,964)
Revenue Increase	0010	Increase in fees for day camps	\$ (31,500)	\$ (31,500)
Revenue Increase	0010	Increase in fees for ice rental	\$ (29,000)	\$ (29,000)
Revenue	0010	Adjust revenue to historical trends	\$ (6,001)	\$ (6,601)
Revenue	0010	Increase in fees for drop-in hockey at Buhr	\$ (1,500)	\$ (1,500)
Revenue	0010	Increase in fees for junior golf camp	\$ (4,200)	\$ (4,200)

TOTAL DOLLAR IMPACT IDENTIFIED	\$ (84,874)	\$ (125,821)
---------------------------------------	--------------------	---------------------

* These numbers for General Fund should come from the General Fund Target sheet.

Total Targeted Budget	\$ 8,728,239	\$ 8,750,592
-----------------------	--------------	--------------

Sustainability
Strategic Plan Goal Framework # (if
(if applicable)-see applicable)- see key
key to the right to the right

	2		4, 6, 7, 8	
	2		8	
	2		7, 8	
	3		2, 15	

City of Ann Arbor
BUDGET IMPACT ANALYSIS

SERVICE AREA:

Community Services

SERVICE UNIT:

Parks & Recreation

FY2019	FY2020	FY2021
BUDGET for Ongoing Operations*	Projected Expenditures*	Projected Expenditures*
\$ 6,307,175	\$ 6,429,940	\$ 6,525,273

SERVICE ACTIVITY	FUND	CHANGES FROM EXISTING SERVICE LEVELS	FY2020	FY2021
Park Planning of Capital Projects	0071	Park Planner - add 1.0 FTE (includes IT Costs)	\$ 125,000	\$ 130,000

Strategic Plan Goal # (if applicable)-see key to the right
2, 3

Sustainability Framework # (if applicable)- see key to the right
7, 8, 9, 10

TOTAL DOLLAR IMPACT IDENTIFIED	\$ 125,000	\$ 130,000
---------------------------------------	-------------------	-------------------

* These numbers for General Fund should come from the General Fund Target sheet.

Total Targeted Budget	\$ 6,554,940	\$ 6,655,273
------------------------------	---------------------	---------------------

City of Ann Arbor
BUDGET IMPACT ANALYSIS

SERVICE AREA:	Community Services Area	FY2019	FY2020	FY2021
		BUDGET for Ongoing Operations*	Projected Expenditures*	Projected Expenditures*
SERVICE UNIT:	Planning Services	\$ 1,334,969	\$ 1,302,973	\$ 1,331,666

SERVICE ACTIVITY	FUND	CHANGES FROM EXISTING SERVICE LEVELS	FY2020	FY2021	Strategic Plan Goal # (if applicable)-see key to the right	Sustainability Framework # (if applicable)- see key to the right
Increase Fees	0010	Amend numerous application fees to reflect inflationary increase, actual, or estimated cost of petition review	\$ (49,714)	\$ (49,714)	2,3,4	
Move Fence Permit Fees	0010	Move Fence Permit Fees from 0026 Construction Fund, to 0010 General Fund - Planning	\$ (4,400)	\$ (4,400)	2,3	
Professional Services	0010	Professional Services for Brownfield Environmental Review	\$ 20,000	\$ 20,000		
Increase Fees	0010	Increase Brownfield fees for environmental review	\$ (20,000)	\$ (20,000)		
Temporary Pay	0010	Hire temporary staff such as intern, to assist with team capacity. Cost offset largely with savings by reduction of one Planner from 1 FTE to .85 FTE and proposed fee adjustments.	\$ 20,000	\$ 20,000		
Professional Services	0010	Hire consultant to coordinate update of Master Plan - cost is an estimate as we are currently seeking requests for proposal (non-recurring)	\$ 500,000	\$ 500,000		
TOTAL DOLLAR IMPACT IDENTIFIED			\$ 465,886	\$ 465,886		

* These numbers for General Fund should come from the General Fund Target sheet.

Total Targeted Budget	\$ 1,768,859	\$ 1,797,552
------------------------------	---------------------	---------------------

City of Ann Arbor
BUDGET IMPACT ANALYSIS

SERVICE AREA:

PUBLIC SERVICES

SERVICE UNIT:

SYSTEMS PLANNING

FY2019	FY2020	FY2021
BUDGET for Ongoing Operations*	Projected Expenditures*	Projected Expenditures*
\$ -	\$ -	\$ -

SERVICE ACTIVITY	FUND	CHANGES FROM EXISTING SERVICE LEVELS	FY2020	FY2021
Treeline Trail	0010	City Staff Project Management Labor	\$ 40,000	\$ 40,000
TOTAL DOLLAR IMPACT IDENTIFIED			\$ 40,000	\$ 40,000

Strategic Plan Goal # (if applicable)-see key to the right 2, 5, 6	Sustainability Framework # (if applicable)- see key to the right 4,8,9,10,12
--	--

* These numbers for General Fund should come from the General Fund Target sheet.

Total Targeted Budget	\$	40,000	\$	40,000
-----------------------	----	--------	----	--------

NOTES:

1. FY21 Expenditure Budget Projections do not assume a flowthrough of items from FY20. If you are making a one-time change in FY20, you would list in FY20. Otherwise, please list the impact in both columns.
2. Please list additional requested expenditures as a positive number. If you are using revenue to offset it, please list a negative number.

City of Ann Arbor
BUDGET IMPACT ANALYSIS

SERVICE AREA:	Public Services	FY2019	FY2020	FY2021
		BUDGET for Ongoing Operations*	Projected Expenditures*	Projected Expenditures*
SERVICE UNIT:	Water Treatment - General Fund	\$ 341,677	\$ 361,890	\$ 367,914

SERVICE ACTIVITY	FUND	CHANGES FROM EXISTING SERVICE LEVELS	FY2020	FY2021	Strategic Plan Goal # (if applicable)-see key to the right	Sustainability Framework # (if applicable)- see key to the right
Hydroelectric Dams	010	Training and Professional Development- Reduces staff's ability to receive regulatory updates and guidance provided by FERC for licensed dam operators	\$ (5,120)	\$ (5,120)		1,2
Hydroelectric Dams (Barton)	010	Barton Hydro Hoist 5 Bearing Plate Repair (Part 12 Safety Inspection) (one-time)	\$ 6,000			1,2
Hydroelectric Dams (Barton)	010	Barton - Supporting Technical Information Update (STID) includes Wave Analysis - result of Part 12 Safety Inspection (one-time)	\$ 16,000			1,2
Hydroelectric Dams (Barton)	010	Barton - Stability Analysis for spillway and powerhouse using zero cohesion (Part 12 Safety Inspection) (one-time)	\$ 20,000			1,2
Hydroelectric Dams (Barton)	010	Barton - Door replacement, masonry and lintel repair due to aging infrastructure and security issue (one-time)		\$ 30,000		1,2
Hydroelectric Dams (Superior)	010	Superior - Supporting Technical Information Update (STID) (Part 12 Safety Inspection) (one-time)	\$ 14,000			1,2
Hydroelectric Dams (Superior)	010	Superior - repair hole in concrete slab (Part 12 Safety Inspection Result) (one-time)	\$ 35,000			1,2
Hydroelectric Dams (Barton)	010	UT-WS-16-26: Dams: Barton Dam Embankment Rehabilitation Note: \$800,000 in FY22 (one-time)	\$ 125,000			1,2
Hydroelectric Dams (Barton)	010	UT-WS-20-01: Dams: Barton Air Shaft Reconstruction Project (one-time)		\$ 45,000		1,2
Hydroelectric Dams (Superior)	010	UT-WS-18-30: Dams: Superior Dam Gate Painting project (one-time)		\$ 50,000		1,2
Hydroelectric Dams (Barton)	010	UT-WS-10-01: Dams: Barton Dam Coating and Structural Steel Repairs Project (one-time)		\$ 25,000	1,4,6	
Telecommunications	010	Telecom Manager training to maintain expertise in rapidly changing field (recurring)	\$ 3,000	\$ 3,000		1,2
Hydroelectric Dams	010	Compliance with FERC increasing regulatory and monitoring	\$ 25,000	\$ 25,000		
TOTAL DOLLAR IMPACT IDENTIFIED			\$ 238,880	\$ 172,880		

* These numbers for General Fund should come from the General Fund Target sheet.

Total Targeted Budget	\$ 600,770	\$ 540,794
-----------------------	------------	------------

City of Ann Arbor
BUDGET IMPACT ANALYSIS

SERVICE AREA:

PUBLIC SERVICES

SERVICE UNIT:

ENGINEERING

	FY2019	FY2020	FY2021
BUDGET for Ongoing Operations*		Projected Expenditures*	Projected Expenditures*
	\$ 3,959,211	\$ 4,189,559	\$ 4,272,551

SERVICE ACTIVITY	FUND	CHANGES FROM EXISTING SERVICE LEVELS	FY2020	FY2021
Street Lighting	0010	Asset Management - Annual Software License - Recurring	\$ 5,000	\$ 5,000
Street Lighting	0010	Professional Services - Reduction in Asset Mgmt. Support/Inventory	\$ (37,908)	\$ (37,908)

Strategic Plan Goal # (if applicable)-see key to the right

Sustainability Framework # (if applicable)- see key to the right

2,3,4	7,10
2,	7,10

TOTAL DOLLAR IMPACT IDENTIFIED	\$ (32,908)	\$ (32,908)
---------------------------------------	--------------------	--------------------

* These numbers for General Fund should come from the General Fund Target sheet.

Total Targeted Budget	\$ 4,156,651	\$ 4,239,643
-----------------------	--------------	--------------

City of Ann Arbor
BUDGET IMPACT ANALYSIS

SERVICE AREA:

City Attorney's Office

SERVICE UNIT:

City Attorney's Office

	FY2019	FY2020	FY2021
	BUDGET for Ongoing Operations*	Projected Expenditures*	Projected Expenditures*
	\$ 2,220,828	\$ 2,398,898	\$ 2,421,908

SERVICE ACTIVITY	FUND	CHANGES FROM EXISTING SERVICE LEVELS	FY2020	FY2021
Temporary Pay	0010	Temporary coverage for planned leave of absence (one time)	\$ 24,000	
Software Purchase	0010	Citylaw data conversion (one time)	\$ 48,000	
Contract Administration	0010	Contract Administrator- .25 FTE (1.0 FTE shared with other Service Areas) fully loaded rate (including IT costs & furniture) (\$6,000 IT costs/yer, 1st year IT costs additional \$1,200, 1st year furniture costs \$500)	\$ 24,773	\$ 24,348

Strategic Plan Goal # (if applicable)-see key to the right
Sustainability Framework # (if applicable)- see key to the right

TOTAL DOLLAR IMPACT IDENTIFIED	\$ 96,773	\$ 24,348
---------------------------------------	------------------	------------------

* These numbers for General Fund should come from the General Fund Target sheet.

Total Targeted Budget	\$ 2,495,671	\$ 2,446,256
-----------------------	--------------	--------------

City of Ann Arbor
BUDGET IMPACT ANALYSIS

		FY2019	FY2020	FY2021
SERVICE AREA:	Mayor's Office	BUDGET for Ongoing Operations*	Projected Expenditures*	Projected Expenditures*
SERVICE UNIT:	Mayor's Office	\$ 358,834	\$ 394,952	\$ 394,884

SERVICE ACTIVITY	FUND	CHANGES FROM EXISTING SERVICE LEVELS	FY2020	FY2021
Mayor & Council	0010	Boards & Commissions Recognition Event (recurring)	\$ 2,500	\$ 2,500
Mayor & Council	0010	New Design for Mayoral Coin (non-recurring)	\$ 500	
Mayor & Council	0010	Sister City anniversary event (non-recurring)	\$ 1,000	
Mayor & Council	0010	City University Dinner (non-recurring)	\$ 3,500	
Mayor & Council	0010	Printing costs increase recurring	\$ 1,000	\$ 1,000
Mayor & Council	0010	Printer/copier/scanner and security card reader for Council Office	\$ 11,000	
Mayor & Council	0010	Council Allowances	\$ 5,500	\$ 5,500
Permanent Time	0010	Increase Executive Assistant to full time-.75 FTE to 1.0 FTE	\$ 29,390	\$ 29,966
TOTAL DOLLAR IMPACT IDENTIFIED			\$ 54,390	\$ 38,966

Sustainability
Strategic Plan Goal Framework # (if
(if applicable)-see applicable)- see key
key to the right to the right

* These numbers for General Fund should come from the General Fund Target sheet.

Total Targeted Budget	\$	449,342	\$	433,850
-----------------------	----	---------	----	---------

City of Ann Arbor
BUDGET IMPACT ANALYSIS

SERVICE AREA:	City Administrator's Office	FY2019	FY2020	FY2021
		BUDGET for Ongoing Operations*	Projected Expenditures*	Projected Expenditures*
SERVICE UNIT:	City Administrator's Office	\$ 889,526	\$ 1,728,049	\$ 1,605,852

SERVICE ACTIVITY	FUND	CHANGES FROM EXISTING SERVICE LEVELS	FY2020	FY2021	Strategic Plan Goal # (if applicable)-see key to the right	Sustainability Framework # (if applicable)- see key to the right
Temporary Pay	0010	Eliminate temporary pay	\$ (20,000)	\$ (20,000)	3	
Ann Arbor Citizens Academy (A2CA)	0010	8 sessions (recurring)	\$ 1,500	\$ 1,500	1, 2, 5	4
Conference Training and Travel	0010	Conference Training & Travel	\$ 5,000	\$ 5,000	1, 2	8
Dues and Licenses	0010	Dues & Licenses	\$ 8,250	\$ 8,250	1, 2	
Contingency	0010	Reduce Administrator's contingency and allocate to Conference, Training & Travel and Dues & Licenses as well as other items such as the inclusion contract	\$ (74,000)	\$ (112,000)	3	
Contracted Services	0010	Citizen Survey - one time	\$ 30,000			
Temporary Pay	0010	Intern/Job Corp Program	\$ 25,000			
TOTAL DOLLAR IMPACT IDENTIFIED			\$ (24,250)	\$ (117,250)		

* These numbers for General Fund should come from the General Fund Target sheet.

Total Targeted Budget	\$ 1,703,799	\$ 1,488,602
-----------------------	--------------	--------------

City of Ann Arbor
BUDGET IMPACT ANALYSIS

SERVICE AREA:

City Administrator

SERVICE UNIT:


City Clerk

	FY2019	FY2020	FY2021
	BUDGET for Ongoing Operations*	Projected Expenditures*	Projected Expenditures*
	\$ 1,286,985	\$ 1,295,559	\$ 1,520,565

SERVICE ACTIVITY	FUND	CHANGES FROM EXISTING SERVICE LEVELS	FY2020	FY2021
Medical Marijuana Application Fees	010	Not currently budgeting projected medical marijuana permit fees	\$ (80,000)	\$ (80,000)
Presidential Primary Election	010	Anticipated Reimbursement from the State of Michigan	\$ (90,000)	

Strategic Plan Goal # (if applicable)-see key to the right

Sustainability Framework # (if applicable)- see key to the right



TOTAL DOLLAR IMPACT IDENTIFIED	\$ (170,000)	\$ (80,000)
---------------------------------------	---------------------	--------------------

* These numbers for General Fund should come from the General Fund Target sheet.

Total Targeted Budget	\$ 1,125,559	\$ 1,440,565
-----------------------	--------------	--------------

City of Ann Arbor
BUDGET IMPACT ANALYSIS

		FY2019	FY2020	FY2021
SERVICE AREA:	City Administrator's Office	BUDGET for Ongoing Operations*	Projected Expenditures*	Projected Expenditures*
SERVICE UNIT:	Sustainability and Innovations	\$ 206,397	\$ 356,559	\$ 359,230

SERVICE ACTIVITY	FUND	CHANGES FROM EXISTING SERVICE LEVELS	FY2020	FY2021	Strategic Plan Goal # (if applicable)-see key to the right	Sustainability Framework # (if applicable)- see key to the right
Administration-Dues and Licenses	0010	Membership in MI-MAUI (Michigan Municipal Association for Utility Intervention) which is helping us keep tracking of major policy and legislative changes being proposed by the utilities. They have helped us save money on streetlights, rate increases, and more. This organization provides critical oversight, review, and guidance as we seek to ensure we have a fair and appropriate relationship with our utilities.	\$ 22,000	\$ 22,000	2	1,2,11,14
Administration-Dues and Licenses	0010	Membership in Urban Sustainability Directors Network, which is a network of over 200 local governments that work on sustainability issues. Through this network we are able to collaborate and problem solve with our peers on a slew of sustainability-related challenges. We are also eligible for (and have successfully won) numerous grants through the USDN network.	\$ 3,200	\$ 3,300	1	1,2,3,4,7,8,9,10,11,12,13,14,15,16
Administration-Dues and Licenses	0010	Membership in American Society of Adaptation Professional which is a network of folk working on resilience-based practices. Through this network we gain critical insights into promising practices, funding sources, and initiative emerging around North America to enhance the resilience of our people, places, and institutions.	\$ 2,500	\$ 2,500	1,7	1,4,7,11,12,13,14
Administration-Dues and Licenses	0010	Membership of Planet Footprint (our GHG accounting software). This software and the associated technical support are what we use to conduct the City's annual greenhouse gas emissions inventory. This important tool helps us understand what our emissions are, where they are coming	\$ 8,000	\$ 8,500	2	1,2,3,10,14,15
Administration-Dues and Licenses	0010	Membership in ICLEI-Local Governments for Sustainability, which is a network of over 700 local governments working on climate action. This network helps us with our accounting and reporting and provides another gateway to promising practices emerging at the local level to enhance climate action and sustainability more broadly.	\$ 2,900	\$ 3,000	1	1,2,3,4,7,8,9,10,11,12,13,14,15,16
Administration-Telecommunications	0010	Telecommunications which were not programmed previously and allow modest funding to support our growing telecommunication needs - especially as we spend more time in the field.	\$ 210	\$ 215	4	4
Administration-Rental of City Vehicles	0010	Rental of City Vehicles, which wasn't budgeted previously but will be important to the extent we have public events that are not on the public transit line and require use of a vehicle (an EV!)	\$ 500	\$ 600	5	4
Administration-Printing	0010	Printing of materials primarily for internal use. This includes materials related to key sustainability policy changes or updates, for engagement and feedback related to sustainability activities, or basic operational needs (e.g., reporting writing and tracking)	\$ 100	\$ 150	2, 5	4
Public Engagement-Printing	0010	Printing of materials for public engagement activities, such as handouts, worksheets, flyers, or activities. Without this funding, we will be severely ham strung in providing information to our constituents in a variety of ways needed to meet their unique needs.	\$ 200	\$ 250	2, 5	4

SERVICE ACTIVITY	FUND	CHANGES FROM EXISTING SERVICE LEVELS	FY2020	FY2021	Strategic Plan Goal # (if applicable)-see key to the right	Sustainability Framework # (if applicable)- see key to the right
Administration-Conference Training and Travel	0010	\$2,000 per employee to attend one conference per year for professional development and to help implement our work plan. We had no funding previously for this topic and as the department's workplan grows to be more aggressive, as it needs to in order to combat the challenges we face, it is essential that we provide the training needed to allow staff to succeed and excel. Without this training, we will likely be less efficient at administering key programs and may have high staff turnover as professional development and training are core components of staff retention.	\$ 10,000	\$ 12,000	1,2	1,2,3,7,9,10,11,13,15
Administration-Materials and Supplies	0010	Office materials, supplies, etc. We only had \$151 budgeted for this in FY19 and it was way under needs. This includes basic things like staples, pens, paper, a standing desk, etc.	\$ 500	\$ 600	2, 5	1,2,4,7,8,10,11,13,14,15,16
Public Engagement-Materials and Supplies	0010	Materials and supplies for public engagement activities, including marketing using platforms not currently supported by the City (i.e., a sign on the bus, banners around town, mailings, targeted social media placements). This also includes some basic materials to help engage the public in sustainability-related activities such as educational take-aways, potentially an application, and more. Without this funding, we will be severely hamstrung in providing information to our constituents in a variety of ways needed to meet their unique needs.	\$ 2,000	\$ 2,500	2, 5	1,2,4,7,8,10,11,13,14,15,16
Administration-Background Check/ Drug Screen	0010	For new employees we plan to bring on (energy position; neighborhood engagement specialist). The background screening is a key part of our hiring process.	\$ 195	\$ 195	1	
Administration-Governmental Services	0010	This is our portion of the City's sponsorship of the annual Earth Day event, where we engage with, educate, and speak with a variety of residents from around the City. For this fee, the City will have a booth at the annual event.	\$ 250	\$ 250	2	1,4
Administration-Employee Recognition	0010	We currently have no funding to support employee recognition so this is fixing that omissions. Moreover, we have very hard work and smart staff in the Office that deserve recognition. This modest amount gives us a chance to recognize their contribution in a small, but hopefully meaningful way.	\$ 200	\$ 200	1	1,6
Administration-Telecommunications		Cut telecommunications to help reach target. This would mean that we don't have the telecommunications support needed while out in the field doing public engagement work.	\$ (95)	\$ (95)		
Administration-Printing		Cut printing to help reach target. This would mean that we have \$0 to support printing of materials for internal operations or external engagement. Suffice it to say this would be incredibly challenging.	\$ (100)	\$ (100)		
TOTAL DOLLAR IMPACT IDENTIFIED			\$ 52,560	\$ 56,065		

* These numbers for General Fund should come from the General Fund Target sheet.

Total Targeted Budget \$ 409,119 \$ 415,295

City of Ann Arbor
BUDGET IMPACT ANALYSIS

SERVICE AREA:

City Administrator

SERVICE UNIT:

Human Resources - General Fund

	FY2019	FY2020	FY2021
	BUDGET for Ongoing Operations*	Projected Expenditures*	Projected Expenditures*
	\$ 1,961,972	\$ 2,086,886	\$ 2,120,628

SERVICE ACTIVITY	FUND	CHANGES FROM EXISTING SERVICE LEVELS	FY2020	FY2021
Administration	0010	Printing	\$ 2,588	\$ 2,535
Administration	0010	Conference Training & Travel	\$ 12,949	\$ 9,187
Benefits	0010	Conversion of Full-Time Temp to FTE (\$78K position cost less \$10K temp pay reduction)	\$ 68,256	\$ 69,503
Benefits	0010	GASB 68 revenue from Risk Fund, which is offsetting the increase from the above conversion of temp to permanent employee	\$ (68,256)	\$ (69,503)
TOTAL DOLLAR IMPACT IDENTIFIED			\$ 15,537	\$ 11,722

Sustainability
Strategic Plan Goal # (if applicable)-see key to the right
Framework # (if applicable)- see key to the right

* These numbers for General Fund should come from the General Fund Target sheet.

Total Targeted Budget	\$ 2,102,423	\$ 2,132,350
-----------------------	--------------	--------------

City of Ann Arbor
BUDGET IMPACT ANALYSIS

SERVICE AREA:

City Administrator

SERVICE UNIT:

Human Resources - Risk Fund


FY2019	FY2020	FY2021
BUDGET for Ongoing Operations*	Projected Expenditures*	Projected Expenditures*

SERVICE ACTIVITY	FUND	CHANGES FROM EXISTING SERVICE LEVELS	FY2020	FY2021
Benefits	0057	Conference Training & Travel	\$ 760	\$ 1,695
Benefits	0057	Materials & Supplies	\$ 4,500	\$ 4,500
Benefits	0057	Dues & Licenses	\$ 34	
Benefits	0057	Contracted Printing for Kolossus and Royal Oak Storage	\$ 6,000	\$ 6,000
Benefits	0057	Conversion of Full-Time Temp to FTE (\$78K position cost less \$10K temp pay reduction)	\$ 68,256	\$ 69,503

TOTAL DOLLAR IMPACT IDENTIFIED	\$ 79,550	\$ 81,698
---------------------------------------	------------------	------------------

Total Targeted Budget	\$ 79,550	\$ 81,698
-----------------------	-----------	-----------

Sustainability
Strategic Plan Goal Framework # (if
(if applicable)-see applicable)- see key
key to the right to the right



City of Ann Arbor
BUDGET IMPACT ANALYSIS

SERVICE AREA:	City Administration	FY2019	FY2020	FY2021
		BUDGET for Ongoing Operations*	Projected Expenditures*	Projected Expenditures*
SERVICE UNIT:	Fleet & Facilities	\$ 3,317,575	\$ 3,465,818	\$ 3,563,623

SERVICE ACTIVITY	FUND	CHANGES FROM EXISTING SERVICE LEVELS	FY2020	FY2021	Strategic Plan Goal # (if applicable)-see key to the right	Sustainability Framework # (if applicable)- see key to the right
Facilities - Municipal Center (Fleet Charges)	0010	Eliminate vehicle #1268 from Fleet (recurring)	\$ (5,476)	\$ (5,484)	3	2, 13
Facilities - Dental Center (Cont Services)	0010	Reduce C/S with transition of building to Univ of Mich Dental School (recurring)	\$ (5,000)	\$ (5,000)	3	
		NEW SERVICES				
Facilities - Municipal Center (Cont Service)	0010	ADA Accessibility Improvements - Continued implementation of ADA improvements based on the 2018 ADA Compliance Assessment. The consultant estimated approximately \$150,000 in Larcom City Hall and \$21,000 in the Justice Center. The Larcom estimate is high. This will be a multi-year effort.	\$ 25,000	\$ 25,000	2	4,6,7,8,10
TOTAL DOLLAR IMPACT IDENTIFIED			\$ 14,524	\$ 14,516		

* These numbers for General Fund should come from the General Fund Target sheet.

Total Targeted Budget	\$ 3,480,342	\$ 3,578,139
-----------------------	--------------	--------------

City of Ann Arbor
BUDGET IMPACT ANALYSIS

SERVICE AREA:

City Administrator

SERVICE UNIT:

Safety Unit

	FY2019	FY2020	FY2021
	BUDGET for Ongoing Operations*	Projected Expenditures*	Projected Expenditures*
	\$ 589,787	\$ 574,845	\$ 554,380

SERVICE ACTIVITY	FUND	CHANGES FROM EXISTING SERVICE LEVELS	FY2020	FY2021
Employee Safety	0057	One time cost for professional services to generate specifications and professional drawings for needed fall protection upgrades to city facilities.	\$ 25,000	
Temp Pay	0057	Recurring cost for temporary employee (Temp Safety Coordinator).	\$ 15,000	\$ 15,000
Employee Safety	0057	Recurring cost to consolidate billing of crane inspections within Safety budget.	\$ 10,000	\$ 10,000
Employee Safety	0057	Recurring cost to consolidate billing of prescription safety glasses program within Safety budget.	\$ 5,000	\$ 5,000
Employee Safety	0057	Recurring cost for development and implementation of an incident management system.	\$ 5,000	\$ 5,000

Sustainability
Strategic Plan Goal # (if applicable)-see key to the right Framework # (if applicable)- see key to the right

1	7
1, 2	7
1	7
1	7
1, 2, 4	

TOTAL DOLLAR IMPACT IDENTIFIED	\$ 60,000	\$ 35,000
---------------------------------------	------------------	------------------

* These numbers for General Fund should come from the General Fund Target sheet.

Total Targeted Budget	\$ 634,845	\$ 589,380
-----------------------	------------	------------

City of Ann Arbor
BUDGET IMPACT ANALYSIS

SERVICE AREA:	Community Services	FY2019	FY2020	FY2021
		BUDGET for Ongoing Operations*	Projected Expenditures*	Projected Expenditures*
SERVICE UNIT:	Ann Arbor Housing Commission - 0010	\$ 2,955,228	\$ 3,067,776	\$ 3,170,278

SERVICE ACTIVITY	FUND	CHANGES FROM EXISTING SERVICE LEVELS	FY2020	FY2021
Housing Commission Support	0010	Increase overtime pay for permanent employees to account for union wage increases	\$ 2,864	\$ 5,815
Housing Commission Support	0010	GASB 68 revenue offsetting the increase in overtime pay	\$ (2,864)	\$ (5,815)
TOTAL DOLLAR IMPACT IDENTIFIED			\$ -	\$ -

<p>Strategic Plan Goal # (if applicable)-see key to the right</p> <p style="text-align: center;">1</p>	<p>Sustainability Framework # (if applicable)- see key to the right</p>
---	--

* These numbers for General Fund should come from the General Fund Target sheet.

Total Targeted Budget	\$ 3,067,776	\$ 3,170,278
-----------------------	--------------	--------------

City of Ann Arbor
BUDGET IMPACT ANALYSIS

SERVICE AREA:	Community Services	FY2019	FY2020	FY2021
		BUDGET for Ongoing Operations*	Projected Expenditures*	Projected Expenditures*
SERVICE UNIT:	Ann Arbor Housing Commission - 0100		\$ -	\$ -

SERVICE ACTIVITY	FUND	CHANGES FROM EXISTING SERVICE LEVELS	FY2020	FY2021	Sustainability Strategic Plan Goal # (if applicable)-see key to the right	Sustainability Framework # (if applicable)- see key to the right
Voucher Program	0100	Ongoing Budget Support for Voucher Program due to Federal budget adoption May Increase or Decrease depending on the budget priorities of Congress & the President. The HHSAB passed a resolution in February 2018 supporting the City Council Resolution allocating 40% of the County Mental Health & Public Safety rebate funding to affordable housing. The HHSAB further recommended to City Council that 25% of this 40% be allocated to the AAHC to pay for on-site supportive services for AAHC tenants as well as any projected operating deficits in the AAHC budget. This recommendation would partially replace City General Fund budget support for the voucher program related to federal budget underfunding. The HUD budget is often approved well after the City adpts its annual budget, therefore these budgets are estimated based on the current HUD budget. The FY20 AAHC budget deficit is projected to be between \$60,000 - \$200,000 (in addition to the \$160,000 recurring City General Funds). The F21 budget is projected to break-even.	\$ 60,000	\$ -	2 & 3	5
Affordable Housing Service Contracts	0100	The following non-profit service providers currently provide on-site services to AAHC tenants. The following funding recommendations from the millage funds were adopted by the AAHC Board in October 2018. All of the non-profits provide eviction prevention, crisis management, community building, quality of life and family stability services. In addition, Avalon provides case management to households with a history homelessness. The recommendations are in order of priority if addtl funding				
		Avalon Housing - West Arbor	\$ 81,619	\$ 81,619	1 & 2	6
		Avalon Housing - Swift Lane (1/2 year FY20, Full year FY21)	\$ 16,000	\$ 32,000	1 & 2	6
		SOS - Voucher Program	\$ 22,000	\$ 32,000	1 & 2	6
		Food Gatherers - Baker hot lunch program	\$ 25,000	\$ 25,000	1 & 2	6
		Community Action Network - Green-Baxter	\$ 10,000	\$ 10,000	1 & 2	6
		Peace Neighborhood Center - West Arbor (\$14,000 FY20 if available)	\$ 5,381	\$ 14,000	1 & 2	6
		Community Action Network - Swift Lane (\$10,000 FY20 if available)		\$ 10,000	1 & 2	6
		Avalon - Miller Manor (\$52,500 FY20 & FY21 if available)		\$ 15,381	1 & 2	6
TOTAL DOLLAR IMPACT IDENTIFIED			\$ 220,000	\$ 220,000		

* These numbers for General Fund should come from the General Fund Target sheet.

Total Targeted Budget	\$ 220,000	\$ 220,000
-----------------------	------------	------------