

CITY OF ANN ARBOR
INVITATION TO BID



Riverview Drive Sanitary Sewer and Water Main Extension
Project

ITB No. 4555

Due Date: November 30, 2018 2:00 p.m. (Local Time)

Engineering
Public Services Area

Issued By:

City of Ann Arbor
Procurement Unit
301 E. Huron Street
Ann Arbor, MI 48104

ADDENDUM No. 2

ITB No. 4555

Riverview Drive Sanitary Sewer and Water Main Extension Project

Bids Due: November 30, 2018 at 2:00 P.M. (Local Time)

The following changes, additions, and/or deletions shall be made to the Invitation to Bid for the Riverview Drive Sanitary Sewer and Water Main Extension Project, ITB No. 4555, on which proposals will be received on/or before November 30, 2018, at 2:00 P.M. (local time).

The information contained herein shall take precedence over the original documents and all previous addenda (if any), and is appended thereto. **This Addendum includes 2 pages.**

Bidder is to acknowledge receipt of this Addendum No. 2, including all attachments (if any) in its Bid by so indicating on page ITB-1 of the Invitation to Bid Form. Bids submitted without acknowledgment of receipt of this addendum will be considered nonconforming.

The following forms provided within the ITB document must be included in submitted bids:

- City of Ann Arbor Prevailing Wage Declaration of Compliance
- City of Ann Arbor Living Wage Ordinance Declaration of Compliance
- Vendor Conflict of Interest Disclosure Form
- City of Ann Arbor Non-Discrimination Ordinance Declaration of Compliance

Bids that fail to provide these completed forms listed above upon bid opening will be rejected as non-responsive and will not be considered for award.

I. CORRECTIONS/ADDITIONS/DELETIONS

Changes to the Bid document which are outlined below are referenced to a page or Section in which they appear conspicuously. The Bidder is to take note in its review of the documents and include these changes as they may affect work or details in other areas not specifically referenced here.

<u>Section/Page(s)</u>	<u>Change</u>
-------------------------------	----------------------

	No changes are being made to the bid documents with this Addendum. This Addendum answers a question raised at the Pre-bid Meeting.
--	---

II. QUESTIONS AND ANSWERS

The following Questions have been received by the City. Responses are being provided in accordance with the terms of the ITB. Offerors are directed to take note in their review of the documents of the following questions and City responses as they affect work or details in other areas not specifically referenced here.

Question 1: Does the required testing of the sanitary sewer and service leads need to be performed in the order as described in the section entitled “Sewer Testing” on page DS-138 of the contract documents?

Answer 1: *The City of Ann Arbor will allow the Contractor to perform the required air testing of the sanitary sewer prior to the required mandrel testing. However, if the mandrel testing results in deflection of the sanitary sewer that will not allow the mandrel to pass, then the air test will be required to be performed again in order to ensure that the pipe hasn't been compromised during its repair. The video testing must be performed after the air and mandrel testing has been completed. The 4" diameter sanitary sewer leads are not required to be televised.*

Respondents are responsible for any conclusions that they may draw from the information contained in the Addendum.

ADDENDUM No. 1

ITB No. 4555

Riverview Drive Sanitary Sewer and Water Main Extension Project

Bids Due: November 30, 2018 at 2:00 P.M. (Local Time)

The following changes, additions, and/or deletions shall be made to the Invitation to Bid for the Riverview Drive Sanitary Sewer and Water Main Extension Project, ITB No. 4555, on which proposals will be received on/or before November 30, 2018, at 2:00 P.M. (local time).

The information contained herein shall take precedence over the original documents and all previous addenda (if any), and is appended thereto. **This Addendum includes 44 pages.**

Bidder is to acknowledge receipt of this Addendum No. 1, including all attachments (if any) in its Bid by so indicating on page ITB-1 of the Invitation to Bid Form. Bids submitted without acknowledgment of receipt of this addendum will be considered nonconforming.

The following forms provided within the ITB document must be included in submitted bids:

- City of Ann Arbor Prevailing Wage Declaration of Compliance
- City of Ann Arbor Living Wage Ordinance Declaration of Compliance
- Vendor Conflict of Interest Disclosure Form
- City of Ann Arbor Non-Discrimination Ordinance Declaration of Compliance

Bids that fail to provide these completed forms listed above upon bid opening will be rejected as non-responsive and will not be considered for award.

I. CORRECTIONS/ADDITIONS/DELETIONS

Changes to the Bid document which are outlined below are referenced to a page or Section in which they appear conspicuously. The Bidder is to take note in its review of the documents and include these changes as they may affect work or details in other areas not specifically referenced here.

<u>Section/Page(s)</u>	<u>Change</u>
IB-4	Insert Current Wage Rate Decision that will be used for this project. The wage rate decision has been revised to Heavy . The decision in its entirety can be found on pages ADD-1-38 through ADD-1-44 of this addendum.
BF-1 thru BF-3	Delete pages BF-1 through BF-3 of the bid form pages of the contract documents. Replace these pages with BF-1-R1 through BF-3-R1 that are pages ADD-1-11 through ADD-1-13 of this addendum.

Comment: The intent of this change is to replace pages of Section 1 Bid Form pages with the revised pages provided herein that are pages ADD-1-11 through ADD-1-13.

<u>Section/Page(s)</u>	<u>Change</u>
ADD-1-14 through ADD-1-17	Add the Detailed Specification entitled "Audio-visual Recording 104A." This Detailed Specification shall become pages DS-147 through DS-150 of the contract documents. This detailed specification is pages ADD-1- 14 through ADD-1-17 of this addendum.

Comment: This Detailed Specification is being added as it was inadvertently omitted from the originally published contract documents.

ADD-1-18	Add the Detailed Specification entitled "Curb, Any Size or Type, Rem 204A." This Detailed Specification shall become page DS-151 of the contract documents. This detailed specification is pages ADD-1-18 of this addendum.
----------	--

Comment: This Detailed Specification is being added as it was inadvertently omitted from the originally published contract documents.

ADD-1-19	Add the Detailed Specification entitled "Soil Erosion Control Inlet Filter 208A." This Detailed Specification shall become page DS-152 of the contract documents. This detailed specification is pages ADD-1-19 of this addendum.
----------	--

Comment: This Detailed Specification is being added as it was inadvertently omitted from the originally published contract documents.

ADD-1-20 through ADD-1-21	Add the Detailed Specification entitled "Aggregate Surface Course 306A." This Detailed Specification shall become pages DS-153 through DS-154 of the contract documents. This detailed specification is pages ADD-1-20 through ADD-1-21 of this addendum.
------------------------------	--

ADD-1-22 through ADD-1-23	Add the Detailed Specification entitled "No Parking Signs 812B." This Detailed Specification shall become pages DS-155 through DS-156 of the contract documents. This detailed specification is pages ADD-1-22 through ADD-1-23 of this addendum.
------------------------------	--

Comment: This Detailed Specification is being added as it was inadvertently omitted from the originally published contract documents.

DS-18 through DS-26	Delete the existing Detailed Specification entitled "Machine Grading, Modified 205A." Replace with the Detailed Specification entitled "Machine Grading, Modified 205A" dated November 15, 2018. This detailed specification is pages ADD-1-24 through ADD-1-32 of this addendum.
------------------------	--

Comment: This Detailed Specification has been revised to include the requirement that the work of fine grading the aggregate base course placed as maintenance gravel is included in the Machine Grading, Modified, _____" item of work and will not be paid for separately.

Section/Page(s) **Change**

DS-28 through
DS-29 Delete the existing Detailed Specification entitled “Subbase and Aggregate Base, 302A.” Replace with the Detailed Specification entitled “Machine Grading, Modified 205A” dated November 15, 2018. This detailed specification is pages ADD-1-33 through ADD-1-34 of this addendum.

Comment: This Detailed Specification has been revised to remove the requirement that the 21-AA Limestone supplied to this project must have a maximum loss by wash of 8%. Also, the pay unit of item has been revised to be cubic yard (yd³).

DS-48 & 49 Delete the Detailed Specification entitled “Underdrain, Subbase, in Undercuts, 6 inch, Special, 404B.”

Comment: This Detailed Specification has been deleted as it was inadvertently added to the contract documents.

DS-82 through
DS-84 Delete the existing Detailed Specification entitled “Turf Establishment, 816D.” Replace with the Detailed Specification entitled “Turf Establishment 816D” dated November 15, 2018. This detailed specification is pages ADD-1-35 through ADD-1-37 of this addendum.

Comment: This Detailed Specification has been revised to properly reference the appropriate thickness of topsoil to be placed as part of the project work.

Plan Sheet 3 of 30 Revise Note No. 26 to reference the new pay item “Aggregate Base, 21-AA (C.I.P.)”

Comment: The revision to this note is being made to bring the plan note into conformance with the revised pay item and detailed specification.

Section/Page(s) **Change**

Plan Sheet 7 of 30 Delete Note No. 2. Replace it with the following “2. New Sanitary Sewer shall consist of ASTM D3034 Solid Wall PVC SDR 35 pipe with water-tight, gasketed, joints, stone bedding, and compacted sand backfill placed in accordance with Trench Detail II. Deflection of PVC pipe after installation and backfill shall not exceed 5.0% of pipe diameter as specified within the contract documents.

Comment: The revision to this note is being made to bring the plan note into conformance with the detailed specifications and contract documents.

Plan Sheet 7 of 30 Revise Note No. 8 to reference the revised pay item name “Sewer, SDR 35 PVC Pipe, 8-inch, Tr. Det. II.”

Comment: The revision to this note is being made to bring the plan note into conformance with the revised pay item as shown on the revised bid form pages.

Section/Page(s) **Change**

Plan Sheet 7 of 30 Revise Note No. 9 to reference the revised pay item name "Sewer, SDR 35 PVC Pipe, 8-inch, Tr. Det. II."

Comment: The revision to this note is being made to bring the plan note into conformance with the revised pay item as shown on the revised bid form pages.

Plan Sheet 8 of 30 Add the following note to this sheet "Based on information provided by DTE Energy, it appears that the existing abandoned 4" gas main south of 580 Riverview Drive was a wrought iron gas main. The abandoned gas main northerly of 580 Riverview Drive is a coated steel gas main installed in 1950. The Contractor should plan for the fact that this coating may be an Asbestos Containing Material (ACM.) A record drawing of the existing gas mains in the project area is available for review by prospective bidders."

This note applies to all other plan sheets where removal of the abandoned pipe is necessary if it is found to conflict with the proposed utilities.

Comment: This note is being added to provide additional information and clarity to the prospective bidders on this project.

Plan Sheet 15 of 30 Add the following note to this sheet "All excavated areas under bituminous pavement within the driveway to 505 Riverview Drive are to have 8" of 21-AA limestone compacted to 98% of its max. dry density. This work shall be included in the item of work "Aggregate Base, 21-AA (C.I.P.)" and shall not be paid for separately.

Comment: This note is being added to provide additional information and clarity to the prospective bidders on this project.

Plan Sheet 16 of 30 Add the following note to this sheet "All excavated areas under bituminous pavement within the Dover Place are to have 8" of 21-AA limestone compacted to 98% of its max. dry density. This work shall be included in the item of work "Aggregate Base, 21-AA (C.I.P.)" and shall not be paid for separately.

Comment: This note is being added to provide additional information and clarity to the prospective bidders on this project.

Plan Sheet 17 of 30 Temporary Trench Restoration Detail – delete the following note "8" 22A Limestone C.I.P. compacted to 95% maximum dry density. Contractor to remove and dispose of aggregate after temporary use. This work shall be included in the pay item "Maintenance Gravel". Replace the deleted note with the following revised note "10" 21-AA limestone compacted to 98% of its maximum dry density. Contractor to remove and dispose of aggregate contaminated by the construction as directed by the Engineer. The work of removing and disposing of contaminated aggregate as directed by the Engineer will not be paid for separately, but shall be included in the item of work "Machine Grading, Modified, ____." The replacement aggregate shall be paid for as "Aggregate Base, 21-AA (C.I.P.)."

Comment: This note is being added to provide additional information and clarity to the prospective bidders on this project.

Section/Page(s) **Change**

Plan Sheet 22 of 30 Delete Note No. 8 from this sheet. Traffic shall be maintained in accordance with the requirements of the Detailed Specification entitled "Maintaining Traffic and Construction Sequencing" and the General Notes contained on Sheet 3 of 30.

Comment: This note is being deleted to clarify to the maintenance of traffic requirements for prospective bidders on this project.

Plan Sheet 22 of 30 Delete Note No. 10 from this sheet. Replace it with the following note

"10. At the conclusion of the underground utility construction, and in accordance with the direction of the Engineer, the Contractor shall remove the uppermost 2" layer of maintenance gravel that has been placed within the roadway for maintenance of traffic purposes in order to remove all construction debris, trench spoils, or any other deleterious materials that may exist in order to provide a proper surface for the fine grading of the aggregate base course. If it is determined by the Engineer that portions of the maintenance gravel below the initial 2" depth of removal have been contaminated by construction debris, construction operations, weather, or the like, the Engineer will direct the removal of additional material as needed in order to obtain sound material on which to build the roadway. Any costs associated with removing the damaged maintenance gravel shall be included in the item of work "Machine Grading, Modified, ____" and will not be paid for separately. The Contractor shall then augment the remaining maintenance gravel with additional 21-AA limestone in order to bring the aggregate base course to its final grade. Any limestone material needed to be added to the existing, remaining, maintenance gravel will be paid for as "Aggregate Base, 21-AA (C.I.P.)." The costs associated with fine grading the limestone for the purposes of readying it for placement of the proposed HMA shall be included in the item of work "Machine Grading, Modified, ____" and will not be paid for separately. The limestone aggregate base shall be fine graded to the tolerances as described in the Detailed Specification entitled "Subbase and Aggregate Base" for aggregate base.

Comment: This note has been deleted re-written to clarify to the intent of the project with respect to the payment and administration of the associated items of work.

Plan Sheet 29 of 30 The Contractor shall note that the quantities on this sheet have been revised from those as presented on the revised bid forms and shall update them as appropriate.

II. QUESTIONS AND ANSWERS

The following Questions have been received by the City. Responses are being provided in accordance with the terms of the ITB. Offerors are directed to take note in their review of the documents of the following questions and City responses as they affect work or details in other areas not specifically referenced here.

Question 1: What is the anticipated start date for the project?

Answer 1: *The City of Ann Arbor expects that this construction project will begin upon removal of the Seasonal Weight Restrictions (Frost Laws.) The exact start date of the construction will be discussed and agreed upon with the Contractor at the Pre-construction Meeting.*

Question 2: Please provide the Engineers Estimate (for bonding purposes).

Answer 2: *The Engineer's Estimate for the project is approximately \$1,740,000.*

Question 3: Will geotechnical testing, concrete testing and HMA testing to be paid for by the Owner?

Answer 3: Yes.

Question 4: Will construction survey and layout be paid for by the Owner?

Answer 4: Yes.

Question 5: Will plumbing permits be required for any of the sanitary lead or water service installations? If so, who is responsible for the cost(s) involved?

Answer 5: No.

Question 6: Water main plans do not indicate the removal and replacement of conflicting storm sewer(s). Many of the water main / storm sewer crossings require that the water main is installed under the existing storm sewer. Will the removal and replacement of this storm sewer be paid for separately, or is to be included in the corresponding water main pay item(s)?

Answer 6: *When installing the water main it is expected that the storm sewer leads will be protected and saved and the proposed water main will be installed around them to the greatest extent practicable.*

Question 7: Please indicate the material type and size of the dead gas main that will conflict with the proposed utility installation(s). Is this gas main potentially coated with ACM material?

Answer 7: *Based on information provided by DTE Energy, it appears that the existing abandoned 4" gas main south of 580 Riverview Drive was a wrought iron gas main. The abandoned gas main northerly of 580 Riverview Drive is a coated steel gas main installed in 1950. The Contractor should plan for the fact that this coating may be an Asbestos Containing Material (ACM.) A record drawing of the existing gas mains in the project area is available for review by prospective bidders.*

Question 8: Sanitary Pipe Pay Item(s) describe the use of "Tr Det I" on the bid form. The plan profiles state that "Tr Det II" should be used. Sanitary trench detail on sheet 17 on the plans identifies "Tr Det II", but does not include the 12" of stone required above the top of pipe as indicated in the "Sanitary Sewer Notes, #2" as detailed on the sanitary sheets. Please clarify which trench detail and notes should be used.

Answer 8: *The construction of the sanitary sewer shall be performed in accordance with Trench Detail II. The Bid Forms for the project will be re-issued with as part of Addendum No. 1 that will clarify this item. Finally, the Sanitary Sewer Note #2 will be amended by Addendum No. 1 to remove this requirement and bring the proposed construction into conformance with Trench Detail II.*

Question 9: Is 6A commercial limestone (Ann Arbor 6A) acceptable for use as sanitary bedding / pipe undercut backfill, or does the material need to be MDOT Spec 6A Limestone?

Answer 9: *Currently, MDOT 6A is specified in the Contract Documents. If the Contractor wishes to propose an alternative material for the currently specified MDOT 6A coarse aggregate, they are welcome to use Section II of the Bid Forms for Material and Equipment Alternates.*

Question 10: Do you have a special provision for the A/V Survey scope of work?

Answer 10: *Yes. A Detailed Specification for this work is being provided with Addendum No. I.*

Question 11: How is the 1" water service extending past the stop box for 505 Riverview to be paid for? The special provision for "Excavate & Backfill for Water Service Tap and Lead" does not include any materials other than what is required to backfill the specified excavations.

Answer 11: *The Contractor is expected to excavate as needed to install the water service as shown on the plan sheets. The City of Ann Arbor will provide the 1" copper piping for this water service. The trench restoration will be performed in accordance with the contract requirements and proposed pay items. Note, the Contractor **will not** be expected to make the final connection between the proposed water service and the existing well water line to the residence.*

Question 12: How is the 1" water service extending past the stop box for 3055 Dover Place to be paid for? The special provision for "Excavate & Backfill for Water Service Tap and Lead" does not include any materials other than what is required to backfill the specified excavations.

Answer 12: *The Contractor is expected to excavate as needed to install the water service as shown on the plan sheets. The City of Ann Arbor will provide the 1" copper piping for this water service. The trench restoration will be performed in accordance with the contract requirements and proposed pay items. Note, the Contractor **will not** be expected to make the final connection between the proposed water service and the existing well water line to the residence.*

Question 13: Is the Contractor responsible for making the final connections to the existing water service(s) for 505 Riverview Drive and 3055 Dover Place?

Answer 13: *No.*

Question 14: The detailed specification for maintaining traffic and construction sequencing refers to a requirement that "Exploratory Excavations, utility crossings, and all other openings created by the Work over which vehicular traffic will be maintained shall receive a minimum cover of 3 inches of cold-patching material that is thoroughly compacted in place." Due to the fact that the impacted roads are going to be covered in maintenance aggregate as detailed on the plans and notes, is this requirement necessary? **Answer:** Yes.

- a. If so, does this mean that cold patch must be installed at the end of each day?
Answer: *No. The Cold-patch is only intended to be used to cover the excavations that are needed at the beginning of the project (prior to the removal of the existing asphalt pavement) to determine the alignment and elevation of the curved storm sewer within Riverview Drive.*
- b. Is this note intended only for the exploratory excavations? **Answer:** Yes.
- c. Please clarify the intent of this specification, this requirement will add substantial cost to the project. **Answer:** *We believe that the answers for the original question and sub-parts a. and b. are clear and sufficiently clarify the project's intent.*

Question 15: Please indicate when the exploratory excavations will take place in relation to the start date of the project.

- a. Are the exploratory excavations to be part of the 120 day construction schedule, or will these be performed outside of the “running clock”? **Answer:** *It is expected that the required exploratory excavations will be performed as soon as practicable after contract award is made as stated on the plan sheets. The City of Ann Arbor is agreeable to performing these exploratory excavations outside of the 120 consecutive calendar days to complete all work if the Contractor proposes a schedule for the work that is timely, complete, and doesn't unduly extend the excavation of the exploratory excavations.*
- b. I assume that if modifications to the site layout and design are required due to conflicts found as a result of the exploratory excavations, an extension of time will be issued as necessary, correct? **Answer:** *It is unclear at this writing as there are many unknowns to be determined. However, the Contractor always has the right to request an Extension of Contract Time or Additional Compensation in accordance with the provision of Sections 14 and 15 of the General Conditions contained within the contract documents.*

Question 16: I cannot locate a special provision for the “Maintenance Gravel, LM” pay item. Due to the quantity involved and the notes detailed on the plans, can you please clarify the following:

- d. If only 2” of the maintenance aggregate is removed for installation of the final road aggregate, will the pay item for “Aggregate Base, 8 inch, 21AA Modified” be used? It appears that, based on the language in the notes, only Maintenance Gravel will be paid for on this project. **Answer:** *This item of work and its payment therefor is being clarified in Addendum No. 1.*
- e. If so, (and regardless of the depth of maintenance gravel removed) would the unit price of the “Aggregate Base” be pro-rated based on the depth of aggregate installed? **Answer:** *This item of work will not be pro-rated. It's payment will be clarified in Addendum No. 1.*
- f. Would you consider paying for maintenance gravel by the ton in lieu of the cubic yard? It would be substantially easier to track. **Answer:** *Yes. This is a revision that is being made in Addendum No. 1.*
- g. Does the maintenance gravel need to meet the maximum loss by wash of 8% as specified in the special provision for “Subbase and Aggregate Base”? **Answer:** *No. This requirement is being removed and the corresponding pay items will be clarified in Addendum No. 1.*
- h. Would you consider removing the maximum loss by wash of 8% for the Aggregate Base (and Maintenance Gravel, if it is required) from the special provision? There is only one quarry in SE Michigan that will manufacture aggregate to meet this specification. Due to the location of this quarry and the fact that it is (in effect) a single source material specification, the cost of this material will be very high. **Answer:** *As stated above, this requirement will be removed from this project.*

Question 17: Does the entire existing storm sewer system require cleaning and televising after construction, or only those portions of the storm system that may have been impacted by construction activities (crossed laterals)?

Answer 17: *It is not expected that the entire storm sewer system for this project will need to be televised unless it has been adversely impacted by the Contractor's operations. Additionally, if it happens to be determined that a significant segment of the existing storm must be re-laid due to conflicts with the proposed construction, then that segment of storm sewer would need to be televised in accordance with the requirements of the Detailed Specifications.*

Question 18: There is a special provision for “Underdrain, Subbase, In Undercuts, 6 Inch, Special” in the bid documents, but there is no pay item listed on the bid form. Please clarify if this specification should have been included in the bid documents.

Answer 18: *This Detailed Specification was inadvertently included with the Contract Documents. It is being deleted as part of Addendum No. 1.*

Question 19: Will “No Parking” sign installation be required in the CIA? If so, how will these be paid for?

Answer 19: *No Parking signs will be required to be installed. A detailed specification governing the installation of these signs and a pay item will be added to the contract with Addendum No. 1.*

Question 20: The Special Provision for Water Main and Appurtenances calls for restrained joint pipe and fittings to be “TR-Flex / Flex-Ring” pipe. Is this required, or can Field Lok gaskets be used in conjunction with push joint fittings as specified in the plan notes?

Answer 20: *The Detailed Specification makes the distinction between true restrained joint pipe and push-on joint pipe that has restrained joints via the use of “restraining gaskets.” For the purposes of this project, the restrained joint pipe as detailed on the plans shall be accomplished with the use of “Fast-Grip” or “Field-Lok 350” gaskets as appropriate to the type of water main pipe being installed.*

Question 21: The Special Provision for Water Main and Appurtenances call for gate well structures to be designed to accommodate HL-93 Modified Live Load requirements. HL-93 Modified is an MDOT bridge spec covering spans and has nothing to do with manholes, drainage structures or gate wells. The ASTM C-478 MH spec would require an HS-20 load rating which is typical for this type of project and application. Please clarify if this specification will be required, it will add tremendous cost to prepare the required engineering documentation for the structures.

Answer 21: *For the purposes of this project, the gate well to be constructed in the intersection of Riverview Drive and Dover Place will not be required to meet the HL-93 Modified Live Loading requirement. This requirement is only applicable to flat top structures contained within paved areas. This requirement will be clarified on future projects.*

Question 22: The Special Provision for Sanitary Sewer calls for sanitary manholes to be designed to accommodate HL-93 Modified Live Load requirements. HL-93 Modified is an MDOT bridge spec covering spans and has nothing to do with manholes, drainage structures or gate wells. The ASTM C-478 MH spec would require an HS-20 load rating which is typical for this type of project and application. Please clarify if this specification will be required, it will add tremendous cost to prepare the required engineering documentation for the structures.

Answer 22: *For the purposes of this project, all sanitary sewer manholes to be constructed on this project will not be required to meet the HL-93 Modified Live Loading requirement. This requirement is only applicable to flat top structures contained within paved areas. This requirement will be clarified on future projects.*

Question 23: Can construction traffic use the private drive for project access, or does all construction traffic need to use Riverview Drive for access?

Answer 23: *Construction traffic must only use Riverview Drive to access and leave the project; no construction traffic will be allowed to use Huntington Place westerly of Onaway Place. Additionally, detouring of local traffic along streets other than Riverview Drive is not allowed. These requirements will be strictly enforced throughout the project’s duration.*

Question 24: Will the Owner provide tree trimming as necessary to facilitate the operation of heavy equipment to install the proposed road and utility improvements?

Answer 24: *Yes. Tree trimming will be performed by the City of Ann Arbor in Spring 2019 prior to the start of construction of this project.*

Question 25: Please indicate how the Contractor is to maintain driveway access to 505 Riverview and the homes on Dover Place while construction is taking place in these locations.

- a. Can temporary on-street parking be utilized? **Answer:** Yes. *The Contractor is expected to be courteous and cooperative with the residents of the area and shall maintain reasonable access to residents and their homes at all times. A safe access path shall be identified along with vehicle parking in the event that construction activities inhibit vehicular access to the homes.*

Question 26: Please indicate how the Contractor is to maintain traffic as specified in the plans and specs while the proposed transverse utilities are installed. It will be impossible to maintain regular, local traffic during these periods of construction.

Answer 26: *It is expected that this element of the project will be difficult, but achievable with advance planning and cooperation between the Contractor and the City. The City of Ann Arbor will work with the residents to inform them that during the period of time that the sanitary sewer leads are installed that there will be scheduled periods of time where passage along Riverview Drive will be greatly restricted due to the construction and that it may be necessary to move their vehicles to a location where they will be able to leave the area if needed. Note, however, **it is required** that should emergency vehicles (Fire Trucks, Ambulances, Police, etc.) need to pass the work area that the Contractor will cease and desist construction operations immediately and work to restore the area such that emergency vehicles can pass in the shortest time possible.*

Question 27: Please verify if the stop bar and cross walk pavement markings require replacement at the intersection of Geddes Avenue and Riverview Drive. If so, can you add pay items as necessary?

Answer 27: *It is not expected that these items will be negatively impacted as part of the anticipated construction operations. Consequently, these pay items will not be added to the contract at this time.*

Respondents are responsible for any conclusions that they may draw from the information contained in the Addendum.

Company: _____

Project: **Riverview Drive Sanitary Sewer and Water Main Extension Project**

City of Ann Arbor File No.: 2017-031

<u>Item</u>	<u>Description</u>	<u>Unit</u>	<u>Quantity</u>	<u>Unit Price</u>	<u>Total Price</u>
1047051	Audiovisual Recording	LSUM	1	_____	_____
1047051	Certified Payroll Compliance and Reporting	LSUM	1	_____	_____
1047051	General Conditions, Max <u>\$155,600.00</u>	LSUM	1	_____	_____
2037001	Sewer, Any Size or Depth, Rem	Ft	259	_____	_____
2047001	Curb, Any Type or Size, Rem	Ft	678	_____	_____
2050041	Subgrade Undercutting, Type II	Cyd	120	_____	_____
2057002	Machine Grading, Modified, Dover	Sta	2.5	_____	_____
2057002	Machine Grading, Modified, Huntington Pl	Sta	7	_____	_____
2057002	Machine Grading, Modified, Riverview Dr	Sta	10	_____	_____
2080036	Erosion Control, Silt Fence	Ft	200	_____	_____
2087050	Erosion Control, Inlet Filter	Ea	14	_____	_____
3027021	Aggregate Base, 21-AA (CIP)	Cyd	150	_____	_____
3060020	Maintenance Gravel	Ton	3200	_____	_____
3067031	Aggregate Surface Course, 23A	Ton	64	_____	_____
3070021	Approach, CI II	Ton	3	_____	_____
4027001	Sewer, CI C-76 IV, 12 inch, Tr Det I, Modified	Ft	259	_____	_____
4027050	Exploratory Excavation (0 - 10' deep), Special	Ea	12	_____	_____
4037001	Additional Depth Structure Adjust/Repair	Ft	6	_____	_____
4037050	Adjust Structure Cover	Ea	6	_____	_____
4037050	Dr Structure Cover, Type B, Special	Ea	1	_____	_____
4037050	Dr Structure Cover, Type Q, Special	Ea	8	_____	_____
5010005	HMA Surface, Rem	Syd	5205	_____	_____
5010703	HMA, LVSP	Ton	1340	_____	_____
5010061	HMA Approach	Ton	50	_____	_____
8027001	Curb, Conc, E4	Ft	20	_____	_____
8057001	Curb Sloped, HMA, Special	Ft	678	_____	_____
8087001	Protective Fence, Orange, Plastic, 4 Foot Ht.	Ft	200	_____	_____

Sub-Total This Page \$ _____

(Also to be Entered on Page BF-3)

BID FORM

Section 1 – Schedule of Prices

Company: _____

Project: **Riverview Drive Sanitary Sewer and Water Main Extension Project**

<u>Item</u>	<u>Description</u>	<u>Unit</u>	<u>Quantity</u>	<u>Unit Price</u>	<u>Total Price</u>
8120022	Barricade, Type III, High Intensity, Lighted, Furn	Ea	4	_____	_____
8120023	Barricade, Type III, High Intensity, Lighted, Oper	Ea	4	_____	_____
8120250	Plastic Drum, High Intensity, Furn	Ea	50	_____	_____
8120251	Plastic Drum, High Intensity, Oper	Ea	50	_____	_____
8120350	Sign, Type B, Temp, Prismatic, Furn	Sft	160	_____	_____
8120351	Sign, Type B, Temp, Prismatic, Oper	Sft	160	_____	_____
8120370	Traf Regulator Control	LSUM	1	_____	_____
8127050	No Parking Sign	Ea	60	_____	_____
8127051	Minor Traffic Devices, Max <u>\$35,000.00</u>	LSUM	1	_____	_____
8167011	Double Shredded Hardwood Bark Mulch, 3 inch	Syd	35	_____	_____
8167011	Hydroseeding	Syd	520	_____	_____
8167011	Topsoil Surface, 4 inch	Syd	520	_____	_____
8167011	Topsoil Surface, 6 inch	Syd	35	_____	_____
8167051	Project Clean-Up and Restoration, Special	LSUM	1	_____	_____
8237001	Excavate & Backfill for Water Service Tap and Lead	Ft	649	_____	_____
8237001	PC 350, D.I. Water Main, w/Polyethylene Wrap, 12 inch, Tr Det I, Mod	Ft	1515	_____	_____
8237001	PC 350, D.I. Water Main, w/Polyethylene Wrap, 6 inch, Tr Det I, Mod	Ft	6	_____	_____
8237001	PC 350, D.I. Water Main, w/Polyethylene Wrap, 8 inch, Tr Det I, Mod	Ft	194	_____	_____
8237001	Water Main, HDPE, 10 inch, Directional Drill	Ft	352	_____	_____
8237001	Water Main, HDPE, 14 inch, Directional Drill	Ft	205	_____	_____
8237050	11.25 deg Bend, 12 inch	Ea	9	_____	_____
8237050	11.25 deg Bend, 8 inch	Ea	1	_____	_____
8237050	22.5 deg Bend, 12 inch	Ea	5	_____	_____
8237050	22.5 deg Bend, 8 inch	Ea	1	_____	_____
8237050	45 deg Bend, 12 inch	Ea	15	_____	_____

Sub-Total This Page \$ _____

(Also to be Entered on Page BF-3)

BID FORM

Section 1 – Schedule of Prices

Company: _____

Project: **Riverview Drive Sanitary Sewer and Water Main Extension Project**

<u>Item</u>	<u>Description</u>	<u>Unit</u>	<u>Quantity</u>	<u>Unit Price</u>	<u>Total Price</u>
8237050	45 deg Bend, 8 inch	Ea	16	_____	_____
8237050	90 deg Bend, 14 inch	Ea	1	_____	_____
8237050	90 deg Bend, 8 inch	Ea	1	_____	_____
8237050	Cap, 12 inch	Ea	1	_____	_____
8237050	Cap, 8 inch	Ea	1	_____	_____
8237050	Fire Hydrant Assembly, with Extensions, Complete	Ea	6	_____	_____
8237050	Gate Valve-in-Box, 12 inch	Ea	4	_____	_____
8237050	Gate Valve-in-Well, 8 inch	Ea	1	_____	_____
8237050	Permanent Blow-Off	Ea	1	_____	_____
8237050	Reducer, 10 inch x 8 inch	Ea	4	_____	_____
8237050	Reducer, 12 inch x 8 inch	Ea	1	_____	_____
8237050	Reducer, 14 inch x 12 inch	Ea	2	_____	_____
8237050	Reducer, 8 inch x 6 inch	Ea	6	_____	_____
8237050	Tee, 12 inch x 12 inch x 12 inch	Ea	1	_____	_____
8237050	Tee, 12 inch x 12 inch x 8 inch	Ea	7	_____	_____
8237050	Tee, 8 inch x 8 inch x 8 inch	Ea	1	_____	_____
8237050	Water Service Connection to HDPE Water Main	Ea	4	_____	_____
8507001	Dr Structure, Manhole, Type I, 48 inch dia, Sanitary, Add Depth	Ft	15	_____	_____
8507001	Sewer, SDR 35 PVC Pipe, 8 inch, Tr Det II	Ft	841	_____	_____
8507001	Sewer, SDR 35 PVC Pipe, Riser, 4 inch	Ft	8	_____	_____
8507001	Sewer, SDR 35 PVC, Drop Connection, 8 inch	Ft	15	_____	_____
8507001	Sewer, SDR 35 PVC, Service Lead, 4 inch, Tr Det II	Ft	182	_____	_____
8507021	Pipe Undercut & Refill (6A Limestone)	Cyd	23	_____	_____
8507050	Dr Structure, Manhole, Type I, 48 inch dia, Sanitary	Ea	8	_____	_____
8507050	Sewer Tap, 8 inch	Ea	1	_____	_____
8507050	Sewer, 8 inch x 8 inch x 4 inch Tee, SDR 35 PVC	Ea	9	_____	_____

Sub-Total This Page \$ _____

Sub-Total Page BF-1 \$ _____

Sub-Total Page BF-2 \$ _____

Grand Total Bid \$ _____

CITY OF ANN ARBOR
SPECIAL PROVISION
FOR
AUDIO-VISUAL RECORDING

AA:MGN

1 of 4

11/13/18

a. Description.- This work shall include providing a recording of the physical, structural, and aesthetic conditions of the construction site and adjacent areas as provided herein.

The audio-visual recording shall be:

1. Of professional quality, providing a clear and accurate audio and visual record of existing conditions.
2. Prepared during the three (3) week period immediately prior to the preconstruction meeting.
3. Furnished to the Engineer a minimum of two (2) weeks prior to bringing any materials or equipment within the areas described in this special provision.
4. Furnished to the Engineer either at, or prior to, the preconstruction meeting.
5. Carried-out under the supervision of the Engineer.

The Contractor shall furnish two (2) copies of the completed recording to the Engineer at, or prior to, the preconstruction meeting. An index of the recording, which will enable any area of the project to be easily found on the recording, shall be included. The Contractor shall retain a third copy of the recording for his/her own use.

Any portion of the recording determined by the Engineer to be unacceptable for the documentation of existing conditions shall be recorded again, at the Contractor's sole expense, and submitted to the Engineer prior to mobilizing onto the site.

b. Production.- The audio-visual recording shall be completed in accordance with the following minimum requirements:

1. DVD Format / No Editing.- The audio-visual recording shall be performed using equipment that allows audio and visual information to be recorded simultaneously and in color. The recording shall be provided on compact discs in DVD format. The quality of the recording shall be equal to or better than the standard in the industry. The recording shall not be edited.
2. Perspective / Speed / Pan / Zoom.- To ensure proper perspective, the distance from the ground to the camera lens shall not be less than 12 feet and the recording must proceed in the general direction of travel at a speed not to exceed 48 feet per minute (0.55 miles per hour). Pan and zoom rates shall be controlled sufficiently so that playback will ensure quality of the object viewed.

CITY OF ANN ARBOR
SPECIAL PROVISION
FOR
AUDIO-VISUAL RECORDING

AA:MGN

2 of 4

11/13/18

3. Display.- The recording equipment shall have transparent time, date stamp and digital annotation capabilities. The final copies of the recording shall continuously and simultaneously display the time (hours:minutes:seconds) and the date (month/date/year) in the upper left-hand corner of the frame. Accurate project stationing shall be included in the lower half of the frame in standard station format (i.e. 1+00). Below the stationing periodic information is to be shown, including project name, name of area shown, direction of travel, viewing direction, etc.

On streets or in areas where there is no project stationing, assumed stationing shall be used, starting with 0+00 and progressing from west to east or from north to south.

4. Audio Commentary / Visual Features. Locations relative to project limits and landmarks must be identified by both audio and video means at intervals no longer than 100 feet along the recording route. Additional audio commentary shall be provided as necessary during the recording to describe streets, buildings, landmarks, and other details, which will enhance the record of existing conditions.
5. Visibility / Ground Cover.- The recording shall be performed during a time of good visibility. The recording shall not be performed during periods of precipitation or when snow, leaves, or other natural debris obstruct the area being recorded.

c. Coverage.- The audio-visual recording coverage shall include the following:

1. General Criteria.- This general criteria shall apply to all recording and shall include all areas where construction activities will take place or where construction vehicles or equipment will be operated or parked and/or where materials will be stored or through which they will be transported. The recording shall extend an additional 50 feet outside of all areas. The recording shall include all significant, existing man-made and natural features such as driveways, sidewalks, utility covers, utility markers, utility poles, other utility features, traffic signal structures and features, public signs, private signs, fences, landscaping, trees, shrubs, other vegetation, and other similar or significant features.

CITY OF ANN ARBOR
SPECIAL PROVISION
FOR
AUDIO-VISUAL RECORDING

AA:MGN

3 of 4

11/13/18

- 2. Private Property.- Record all private property that may be utilized by the Contractor in conjunction with this project. These project areas must be disclosed by the Contractor prior to using them for the work of this project.
- 3. Road Construction Area.- The recording coverage shall:
 - a. Extend to 50 feet outside of the right-of-way and easements area as shown on the plans.
 - b. Extend 50 feet outside the construction limits on all streets, including side streets.

Both sides of each street shall be recorded separately.

- 4. Detour Route / Maintenance of Traffic Areas. The entire detour route, if one is provided for on the project plans, and maintenance of traffic areas shall be recorded as indicated in this special provision except as follows:
 - a. The recording must proceed in the general direction of travel at a speed not exceeding 176 feet per minute (2 miles per hour).
 - b. The coverage area shall include the street and not go beyond the curb except in areas where there is a fair possibility that the detoured traffic will drive over the curb, such as at intersections.
 - c. The recording shall focus in particular at sidewalk ramps and other features likely to have been damaged or likely to be damaged as a result of existing traffic, temporary detoured traffic and or construction traffic. In these areas, recording may need to proceed much more slowly.

Only the side of street with the detoured traffic must be recorded. However, the Contractor is advised that portions of the detour routes may operate in opposite directions at different times. In these cases, both sides of the street shall be recorded separately.

- 5. Private Property bordering the project limits or work areas - Riverview Drive from Geddes Avenue to Huntington Place; Huntington Place from Riverview Drive to Onaway Place; Dover Drive from Riverview Drive to its end; and, the Private driveway leading to the residence at 505 Riverview Drive and all the work areas on this property. Record all areas bordering the project where work is scheduled to occur or where construction traffic could damage the private property. This is to including buildings, driveways, decks, landscaping, trees, lawns, and all other similar features.

CITY OF ANN ARBOR
SPECIAL PROVISION
FOR
AUDIO-VISUAL RECORDING

AA:MGN

4 of 4

11/13/18

6. Other Areas.- The Contractor shall record at his sole expense other areas where, in his/her opinion, the establishment of a record of existing conditions is warranted. The Contractor shall notify the Engineer in writing of such areas.

The Engineer may direct the recording of other minor areas not specified herein at the Contractor's sole expense.

d. Audio-Visual Recording Services.- The following companies are known to be capable of providing the recording services required by this special provision and shall be utilized, unless the Contractor receives prior written approval from the Engineer to utilize another company of comparable or superior qualifications.

- Construction Video Media
- Midwest Company
- Topo Video, Inc.
- Video Media Corp.
- Paradigm 2000, Inc.
- Finishing Touch Photo and Video

e. Measurement and Payment.- The completed work shall be paid for at the contract unit price for the following contract item (pay item):

<u>Contract Item (Pay Item)</u>	<u>Pay Unit</u>
Audio-visual Recording	Lump Sum

Audio-visual Recording shall include all labor, equipment, and materials required to perform the recording and to provide the finished recording the Engineer.

Payment will be made for Audio-visual Recording following the review and acceptance of the recording by the Engineer. Within 21 days following the receipt of the recording, the Engineer will either accept it and authorize payment or require that any discrepancies in the recording be addressed prior to making payment.

CITY OF ANN ARBOR
DETAILED SPECIFICATION
FOR
CURB, ANY TYPE OR SIZE, REM

AA:MGN

1 of 1

11/13/18

a. Description.- This work shall consist of furnishing all labor, tools, equipment, and material to remove, and dispose of off-site, any concrete curb, curb and gutter, straight curb, or gutter; asphalt curb; or, any other type of curbing that may be encountered within the project limits in accordance with Section 204 of the 2012 Michigan Department of Transportation Standard Specifications for Construction, and as specified herein.

b. Materials.-

Granular Material, Class II.....Section 902

c. Construction Methods.- Curbing of any type shall be removed, and disposed of off-site, in such a manner as not to damage any new work, or work or material which is to remain in-place. Saw cut all curbing to be removed at its removal limit. The Contractor and the Engineer shall agree upon the removal limits of any curbing to be removed prior to its removal. If in the process of removing the existing curbing, the Contractor over-excavates for the removal the resulting hole or depression shall be backfilled with MDOT Class II Granular Material compacted to 95% of its maximum dry density at no additional cost to the project.

d. Measurement and Payment.- The completed work shall be paid for at the Contract Unit Price for the following Contract Items:

<u>Contract Item (Pay Item)</u>	<u>Pay Unit</u>
Curb, Any Type or Size, Rem.....	Foot

Payment for the above item shall include all labor, material and equipment to complete the work of removing curbing of any type or size as detailed herein.

CITY OF ANN ARBOR
SPECIAL PROVISION
FOR
SOIL EROSION CONTROL INLET FILTER

AA:MGN

1 of 1

02/06/14

a. Description.- This work consists of installing and maintaining inlet filters in accordance with Section 208 of the 2012 Michigan Department of Transportation Standard Specifications for Construction and as shown on the plans. Filters shall be installed in existing and proposed inlets in order to minimize the erosion of soil and the sedimentation of water courses. The related work includes the installation, maintenance and removal of the filter cloth, cleaning as required during the performance of the project work, removing and disposing of accumulated sediment, and replacement of filters if required by the Engineer so as to provide a properly working inlet filter and a well-drained site.

b. Materials.- The inlet filters shall be in accordance with the REGULAR FLOW SILTSACK® manufactured by ACF Environmental (800) 448-3636; FLEXSTORM® Style FX manufactured by Advanced Drainage Systems, Inc. (800) 821-6710; CATCH-ALL® manufactured by Price & Company (866) 960-4300, or Engineer approved equal.

The Contractor shall submit product data sheets and a sample of the filter material for inlet filters for Engineer approval prior to ordering materials.

c. Methods of Construction.- The Contractor shall install, maintain, clean, and re-install and/or replace inlet filters in accordance with the manufacturer's specifications and as directed by the Engineer. The Contractor shall dispose of debris off-site.

d. Measurement and Payment.- The completed work of Soil Erosion Control Inlet Filter will be paid for at the contract unit price for the following contract items (pay items):

<u>Contract Item (Pay Item)</u>	<u>Pay Unit</u>
Erosion Control, Inlet Filter	Each

"Erosion Control, Inlet Filter" will be measured by the unit installed and will be paid for at the contract unit price per each, for which price shall be payment in full for all labor, equipment, and materials needed to furnish, install, maintain, clean and remove the inlet filter, and re-install and/or replace the inlet filter as needed.

CITY OF ANN ARBOR
DETAILED SPECIFICATION
FOR
AGGREGATE SURFACE COURSE

WT:VCM/AA:MGN

1 of 2

11/13/18

a. Description.- This work shall consist of constructing an aggregate surface course on either a prepared subgrade or an existing aggregate surface as indicated on the Plans or where directed by the Engineer. This work shall be performed in accordance with Sections 306 of the 2012 MDOT Standard Specification for Construction except as specified herein.

b. Materials.- The material used for this work shall meet the requirements of Section 902 of MDOT 2012 Standard Specification for Construction, except that the aggregate surface course shall be 23A.

c. Construction Method.- Perform the work in accordance with the requirements of Section 306.03 of the 2012 MDOT Standard Specification for Construction except as specified herein.

The Contractor shall blade and/or scarify and blade the existing aggregate surface in order to remove existing irregularities within the grade prior to placing the new aggregate surface course material.

Aggregate surface course material shall be handled and/or stockpiled in a manner that minimizes segregation. Surface course aggregate shall be deposited from trucks or through a spreader in a manner that will minimize segregation of material and that is approved by the Engineer. The re-handling of surface course aggregate by the Contractor will not be considered sufficient cause to allow the material to become segregated. The Contractor may be required to wet the materials prior to and/or during placement to minimize segregation and to aid in compaction of the material should it be necessary.

All structures, including manholes, valve boxes, inlet structures and curbs shall be protected from damage and contamination by debris and construction materials. Structures shall be maintained clean of construction debris and properly covered at all times during the construction.

The Contractor may be charged for the cleaning by others of accumulated construction debris in the utility structures, and damages resulting from the uncleaned structures.

CITY OF ANN ARBOR
DETAILED SPECIFICATION
FOR
AGGREGATE SURFACE COURSE

WT:VCM/AA:MGN

2 of 2

11/13/18

d. Measurement and Payment.- The completed work as measured will be paid for at the contract unit prices for the following contract items (pay items):

<u>Contract Item (Pay Item)</u>	<u>Pay Unit</u>
Aggregate Surface Course, 23A	Ton

"Aggregate Surface Course, 23A" will be measured by weight in tons. The item of work will be paid for at the contract unit price, which shall be payment in full for all labor, material and equipment needed to accomplish this work.

The provisions of Section 306.04 regarding excess moisture content, moisture corrections, and pay weights shall apply to this item of work

CITY OF ANN ARBOR
DETAILED SPECIFICATION
FOR
NO PARKING SIGNS

AA:MGN

1 of 2

11/16/18

a. Description.- This work shall consist of installing No Parking signs furnished by the City of Ann Arbor for the purposes of prohibiting parking within the Construction Influence Area of the project. The work shall be performed in accordance with the requirements of Section 812 of the 2012 MDOT Standard Specifications for Construction; Part 6 of the Michigan Manual of Uniform Traffic Control Devices, Latest Revised Edition (MMUTCD) and this Detailed Specification.

b. Materials.- No Parking Signs shall be supplied by the City of Ann Arbor. Sign posts, mounting hardware, and all miscellaneous materials shall meet the requirements of Section 812 and 919 of the 2012 Michigan Department of Transportation Standard Specifications.

c. Construction Methods.- Prior to the commencement of any construction activity, the Contractor shall place No-Parking signs as directed by the Engineer. The Contractor shall obtain a permit for "Temporary Permission of Reserve Parking Lane for Work Related Purposes" from the City of Ann Arbor Project Management Services Unit. This permit shall be obtained a minimum of 5 days prior to the posting of No-Parking signs.

The City will furnish No-Parking signs to the Contractor at no cost. The Contractor shall furnish the signposts and shall securely bolt the signs to the signposts as directed by the Engineer. The Contractor shall install the signposts at least 2-feet deep into the ground, with a minimum 6-feet, and maximum 7-feet, clearance maintained between the bottom of the sign and the ground. The signs shall be placed at 75-foot intervals (or as necessary) to eliminate parking in the construction area.

The installation of No-Parking signs shall be in accordance with the permit. No-Parking signs shall be installed by the Contractor, as directed by the Engineer, **at least 48 hours prior to the proposed start-of-work/enforcement date.**

No-Parking signs shall be returned to the City at the completion of the work. The cost of unreturned signs will be back-charged to the Contractor. Signs that are damaged by the Contractor during the work will be repaired, or replaced, by the City at the Contractor's expense

CITY OF ANN ARBOR
DETAILED SPECIFICATION
FOR
NO PARKING SIGNS

AA:MGN

2 of 2

11/16/18

d. Measurement and Payment.- The completed work as measured for this item of work shall be paid for at the contract unit price for the following contract item (Pay Item):

Pay Item

Pay Unit

No Parking Signs..... Each

The unit price for this item of work shall include all labor, material, and equipment costs required to perform the work specified herein.

CITY OF ANN ARBOR
SPECIAL PROVISION
FOR
MACHINE GRADING, MODIFIED

WT:VCM/AA:MGN

1 of 9

11/15/18

a. Description.- The pay item “Machine Grading, Modified, ___” shall be completed in accordance with Section 205 of the Michigan Department of Transportation 2012 Standard Specifications for Construction (MDOT 2012 SSC) and shall include all work indicated in the MDOT 2012 Standard Specifications for Construction, as shown on the plans, and as specified herein, with the exception that “Subgrade Undercutting, Type __,” and “Subgrade Manipulation,” shall be paid for separately when separate pay items for the respective items are included in the proposal. “Machine Grading, Modified, ___” shall include all the work specified herein for which there is no separate pay item.

The following abbreviated table of contents for Section 205 (Roadway Earthwork) of the MDOT 2012 SSC is provided for reference. It is not a complete table of contents for all Section 205 work required to complete the project.

<u>Section / Title</u>	<u>Page</u>
205.01 Description	127
205.02 Materials	127
205.03 Construction.....	128
A. Preparing Roadway Foundation	128
1. Removing and Salvaging Topsoil	128
B. Rock Excavation	129
E. Subgrade Undercutting	130
F. Subgrade Manipulation.....	131
G. Earth Excavation.....	131
H. Roadway Embankment.....	132
1. Placing and Compacting Embankment.....	134
205.04 Measurement and Payment	140

b. Soils Information.- Soil information provided as part of the contract documents is for informational purposes only and shall not relieve the Contractor of the responsibility of investigating all local conditions before bidding.

c. Materials.- All materials and mixtures shall meet the requirements as specified in Section 205 of the MDOT 2012 Standard Specifications for Construction, except as specified herein.

CITY OF ANN ARBOR
SPECIAL PROVISION
FOR
MACHINE GRADING, MODIFIED

WT:VCM/AA:MGN

2 of 9

11/15/18

d. General Provisions.- The Contractor shall:

1. Maintain access to all drive entrances at all times.
2. Maintain pick-up access for garbage and recycle vehicles at all times.
3. Maintain access to all mail boxes for users and the U.S. Postal Service at all times. The Engineer may direct the temporary relocation of mail boxes. The Contractor may propose the temporary relocation of mail boxes, subject to the approval of the Engineer. In either case, the temporary relocation of mail boxes will not be paid for separately.
4. Grade around mailboxes, trees, light poles, power poles, and the like, which are to remain in place. The Contractor shall be responsible for any damage caused to such structures.
5. Coordinate all work with utility companies and others that need to complete work within the project limits.
6. Maintain the work in a finished condition until it is accepted by the Engineer.

e. Pavement Sawcutting.- The work shall include the full-depth saw-cutting of pavement at the construction limits, and elsewhere as required, if not paid for as part of another item of work. Pavement sawcutting will not be paid for separately.

f. Removal of Trees and Vegetation.- The Contractor shall remove and properly dispose of off-site all vegetation; brush; roots; and trees and stumps less than 6 inch in diameter, as shown on the plans, and as directed by the Engineer as required to complete the project.

g. Removal and Salvaging of Topsoil.- The removal, salvaging and stockpiling of topsoil, and all related work, shall be performed in accordance with Section 205.03.A.1 (Removing and Salvaging Topsoil) of the MDOT 2012 SSC.

h. Miscellaneous Removals.- The removal of bituminous, aggregate, and/or concrete materials from around manholes, structures, and utility covers, and the removal of bituminous curbing, bituminous driveway wedges, bituminous surface on existing curb and gutter, and bituminous surfaces around other miscellaneous unremoved areas shall be paid for as “Machine Grading, Modified, ___” and will not be paid for separately.

“Machine Grading, Modified, ___” includes the removal of any surface feature located within the grading limits which must be removed and for which there is no specific pay item established in the proposal for its removal.

CITY OF ANN ARBOR
SPECIAL PROVISION
FOR
MACHINE GRADING, MODIFIED

WT:VCM/AA:MGN

3 of 9

11/15/18

“Machine Grading, Modified, ____” includes the removal of maintenance gravel as directed by the Engineer that has become contaminated by construction operations, construction debris, weather, or other reasons that it is no longer deemed suitable for use on the project. The removal of this material may be in any size or volume without adjustment to the unit price for this item of work.

i. Protection of the Grade.- The work shall be kept well drained at all times. Foundation, roadway embankment or subgrade that becomes damaged by rain shall be undercut and backfilled, or otherwise remedied, by the Contractor, at his/her sole expense, as directed by the Engineer.

The Contractor shall be responsible for the maintenance of the foundation, roadway embankment, and subgrade. Any damage caused, by traffic or the Contractor’s operations, to the foundation, roadway embankment or subgrade, in the opinion of the Engineer, shall be remedied by the Contractor at his/her sole expense, as directed by the Engineer.

The Contractor shall not use rubber-tired equipment on the foundation, roadway embankment, or subgrade, when its use causes, in the opinion of the Engineer, unnecessary damage to the foundation, road embankment or subgrade. The Contractor shall conduct his/her operations and provide the necessary equipment to ensure the satisfactory completion of the work without damaging the foundation, roadway embankment or subgrade. This may require the transporting and movement of materials over additional distances.

At various times throughout the work, the Engineer may direct the Contractor to use smaller and/or lighter equipment, and to defer certain work tasks, in order to protect the grade and/or adjacent areas. The Contractor shall not be entitled to an extension of time or any additional compensation for the use of smaller equipment, lighter equipment, or work task deferral.

j. Protection of Utilities.- Utility lines may become exposed at, above, or below, the foundation or subgrade elevation during machine grading or subgrade undercutting operations. If this occurs, the Contractor shall excavate around, above and/or below the utility lines, as directed, to complete the machine grading or subgrade undercutting operations. Payment, at contract unit prices, for “Machine Grading, Modified ____” or “Subgrade Undercutting, Type __,” whichever applies, will be considered as payment in full for this work.

CITY OF ANN ARBOR
SPECIAL PROVISION
FOR
MACHINE GRADING, MODIFIED

WT:VCM/AA:MGN

4 of 9

11/15/18

k. Removal of Cable, Conduits and Pipe.- The Contractor shall remove, and properly dispose of off-site, all abandoned cables, conduit, and pipe encountered at, or above the bottom of any earthwork excavation or undercut. Where the inverts of abandoned, or to be abandoned or removed, conduits or pipe are less than 16 inches below the bottom of any earth excavation or undercut, the conduits and/or pipe shall be removed and the resulting void filled with an Engineer approved material. The fill material shall be compacted to 95% of its maximum unit weight in lifts not exceeding 12 inches. No separate payment will be made for removal of conduit or pipe, or any of the work, described in this section.

l. Foundation Preparation.- Foundation is defined as the original earth grade upon which roadway embankment is placed. The foundation work shall be completed in accordance with Section 205.03.A (Preparing Roadway Foundation) of the MDOT 2012 SSC as shown on the plans, and as specified herein.

The foundation shall be compacted to 95% of its maximum unit weight, as measured by the AASHTO T-180 method, to a depth of at least 10 inches. If this cannot be achieved, in the opinion of the Engineer, he/she will direct the Contractor to perform "Subgrade Undercutting, Type ___" or "Subgrade Manipulation," as described herein, on the foundation.

m. Roadway Embankment Construction.- Roadway embankment is defined as the construction of earth on the prepared foundation to form the subgrade. Roadway embankment work shall be completed in accordance with Section 205.03 H (Roadway Embankment) of the MDOT 2012 SSC as shown on the plans, and as specified herein.

Roadway embankment shall be compacted to a minimum of 95% of its maximum unit weight, as measured by the AASHTO T-180 method.

n. Subgrade Construction.- Subgrade is defined as the final earth grade which extends from grading limit to grading limit. The subgrade shall be constructed by performing earth excavation and roadway embankment work in accordance with Section 205.03.G (Earth Excavation) and Section 205.03 H (Roadway Embankment) of the MDOT 2012 SSC, as shown on the plans, and as specified herein.

The subgrade shall be constructed to the contours and cross-sections shown on the plans, as specified herein, and as directed by the Engineer. To achieve this, the work shall include, but not be limited to:

CITY OF ANN ARBOR
SPECIAL PROVISION
FOR
MACHINE GRADING, MODIFIED

WT:VCM/AA:MGN

5 of 9

11/15/18

1. Removal and disposal off-site of any surplus or unsuitable materials.
2. Furnishing from off-site any additional Engineer approved fill materials necessary.
3. Moving existing and/or furnished materials longitudinally and transversely as necessary.
4. Cutting, placing, compacting, and trimming existing and/or furnished materials to construct the roadway embankment and subgrade to the specified tolerances.
5. Stockpiling, and moving again, any cut materials which cannot be immediately placed upon excavation due to construction staging.

The subgrade shall be graded to accommodate all subbases and aggregate bases wherever used, all bioswale and adjacent planting beds, all roadway pavements, curb and gutter, driveways, sidewalks, bicycle paths, other similar structures, bioswale planting mix, topsoil and any other features which the subgrade supports.

The subgrade shall be prepared so as to ensure uniform support for the pavement structure. The finished subgrade shall be placed to within 1 inch below and $\frac{3}{4}$ inch above plan grade. Variations within this tolerance shall be gradual.

The subgrade shall be compacted to a minimum of 95% of its maximum unit weight, as measured by the AASHTO T-180 method, to a depth of 10 inches. If this cannot be achieved, in the opinion of the Engineer, he/she will direct the Contractor to perform "Subgrade Undercutting, Type ___" or "Subgrade Manipulation" as described herein.

The Contractor shall use equipment and methods of construction best suited, in the opinion of the Engineer, to the earthwork operations being performed and the project requirements. The use of various equipment and methods of construction are subject to the approval of the Engineer. The Engineer may disallow the use of certain equipment and methods of construction and require the use of other equipment and/or methods of construction. No additional compensation or extensions of contract time will be allowed for additional measures that are required for the protection of the grade as specified herein.

All requirements of this special provision with regard to protection of the subgrade shall remain in full force if it is necessary to remove a sand subbase layer of insufficient thickness.

CITY OF ANN ARBOR
SPECIAL PROVISION
FOR
MACHINE GRADING, MODIFIED

WT:VCM/AA:MGN

6 of 9

11/15/18

p. Test Rolling.- The Contractor shall test-roll the foundation and/or subgrade with a pneumatic tired roller with a suitable body for ballast loading and a gross load capacity that can be varied from 25 and 40 tons. In lieu of this test roller, with the approval of the Engineer, the Contractor may use a fully loaded single axle or tandem axle dump truck.

q. Subgrade Undercutting.- “Subgrade Undercutting, Type ___” shall be performed on the foundation or subgrade in accordance with Section 205.03.E (Subgrade Undercutting) of the MDOT 2012 SSC, as shown on the plans, as specified herein, and as directed by the Engineer.

r. Subgrade Manipulation.- “Subgrade Manipulation” shall be performed on the foundation or subgrade in accordance with Section 205.03.F (Subgrade Manipulation) of the MDOT 2012 SSC, as shown on the plans, as specified herein, and as directed by the Engineer.

Where subgrade manipulation is required, the foundation or subgrade shall be thoroughly scarified, blended, and mixed to a depth of 12 inches. The work shall be accomplished by means of a large diameter disc, motor grader, or other equipment approved by the Engineer. After the foundation or subgrade has been manipulated to the satisfaction of the Engineer and allowed to dry, the soil shall be compacted to 95% of its maximum dry density as measured by the AASHTO T-180 method. The time required for drying the soil will not be a basis for an extension of time.

The cost of Subgrade Manipulation shall be included in the cost of “Machine Grading, Modified, ___,” unless a pay item for “Subgrade Manipulation” is included in the Proposal.

s. Fine Grading Aggregate Base Course.- “Fine Grading” of the aggregate base course shall be performed on the maintenance gravel that has been previously placed and compacted in all needed roadway and driveway areas. The fine grading of the aggregate base course (maintenance gravel) and all accompanying work shall be performed in accordance with the requirements as outlined in the Detailed Specification entitled “Subbase and Aggregate Base” and will not be paid for separately.

t. Rock Excavation.- Rock excavation shall be performed in accordance with Section 205.03.B (Rock Excavation) of the MDOT 2012 SSC, as shown on the plans, and as directed by the Engineer.

CITY OF ANN ARBOR
SPECIAL PROVISION
FOR
MACHINE GRADING, MODIFIED

WT:VCM/AA:MGN

7 of 9

11/15/18

The pay item "Rock Excavation" will apply only to boulders over ½ cubic yard in volume. Boulders will be measured individually and the volume computed from the average dimension measured in three directions. The removal of rocks, concrete and masonry less than ½ cubic yard in volume shall not be included in the pay item "Rock Excavation," but shall be included in the pay item "Machine Grading, Modified, ____."

If the proposal does not include a pay item for "Rock Excavation," rocks measuring over ½ cubic yard in volume shall be paid for as extra work.

u. Lowering Structures.- Prior to cutting the subgrade, the Contractor shall remove structure covers, lower the structures to a point between 8 inches and 12 inches below the proposed subgrade, and cover the structures with a steel plate. Structures shall not be raised prior to placing roadway embankment.

The steel plates for covering structure openings shall conform to the plan detail, be pegged and properly placed to prevent their movement under all traffic, be thick enough to carry all traffic, and prevent the infiltration of debris into the structures.

The Contractor shall lower valve boxes to a point between 8 inches and 12 inches below the proposed subgrade. Valve boxes shall not be raised prior to placing roadway embankment.

The void in the grade above the steel plates used for structure lowerings and valve box lowerings shall be backfilled, and compacted to 95% of its maximum dry density, with an Engineer approved coarse aggregate.

"Machine Grading, Modified ____" shall include all the work associated with lowering structures, including backfilling.

The Contractor shall coordinate the lowering of private utility structures with the private utility companies.

v. Structure Covers.- As directed by the Engineer and within two days of their removal, the Contractor shall stockpile on-site, in a location that is mutually agreeable to the Engineer and Contractor, the existing structure covers. The City of Ann Arbor's forces will pick-up the structure covers at a time that is convenient to them and mutually agreeable to the Contractor. The Contractor shall provide the equipment and

CITY OF ANN ARBOR
SPECIAL PROVISION
FOR
MACHINE GRADING, MODIFIED

WT:VCM/AA:MGN

8 of 9

11/15/18

manpower to load the castings on the City’s vehicle(s) so that they can be removed from the site by the City.

w. Structure and Sewer Cleanliness.- All sewers, and structures, including manholes, gate wells, valve boxes, inlet structures and curbs shall be protected from damage and contamination by debris and construction materials. Structures shall be maintained clean of construction debris and properly covered at all times during the construction. The Contractor shall immediately clean any structures and/or sewers that become contaminated with construction debris. The Contractor shall be responsible for all direct and indirect damages which are caused by sewers or structures which have been made unclean or have been damaged by the Contractor.

x. Contractor’s Calculations.- The Contractor shall perform his/her own computations and is responsible to inspect the site to determine his/her own estimate of the quantities of work involved. Deviations between the existing contours and the existing and proposed cross-sections shown on the plans shall not be cause for additional compensation.

y. Measurement and Payment.- The completed work as measured will be paid for at the contract unit price for the following contract items (pay items):

<u>Contract Item (Pay Item)</u>	<u>Pay Unit</u>
Subgrade Undercutting, Type II	Cubic Yard
Machine Grading, Modified, Dover Place.....	Station
Machine Grading, Modified, Riverview.....	Station
Machine Grading, Modified, Huntington Place	Station

Subsection 205.04.G of the MDOT 2012 SSC, which reads “Machine Grading will be measured by length along the surface edge. The Engineer will measure each side of the road, where work is performed, separately.” is hereby deleted. “Machine Grading, Modified, ___” will be measured once, and only once, along the centerline of the roadway or feature being constructed.

“Machine Grading, Modified, ___” will be measured by length in 100 foot long stations, or portions thereof, along the centerline of the feature being constructed.

The various pay items included herein shall include all labor, materials and equipment required to complete the work.

CITY OF ANN ARBOR
SPECIAL PROVISION
FOR
MACHINE GRADING, MODIFIED

WT:VCM/AA:MGN

9 of 9

11/15/18

The Contractor shall include all of his/her costs to complete all of the Machine Grading, Modified work in the Machine Grading, Modified pay items and plan quantities included in the proposal. No additional payment will be made for Machine Grading, Modified work which, although, shown on the plans and specified herein as work which needs to be completed, may not be included in a particular Machine Grading, Modified pay item. Plan quantities will be paid for the work, and will only be adjusted due to changes in the limits of the work, as directed by the Engineer, in writing.

The pay item "Machine Grading, Modified, _____" shall include all the work specified herein, including, but not limited to, the removal and offsite disposal of any surplus or unsuitable materials and the furnishing from off-site any additional Engineer approved fill materials necessary to construct the embankment and subgrade to the contours and cross-sections shown on the plans.

The Contractor is advised that due to the phasing of the project and the probable unsuitability of some or all of the excavated material for use as approved fill material, there may be imbalances between the amount of earth cut which is suitable for reuse as fill, and the amount of earth needed to construct the lines and grades shown on the plans, or as directed by the Engineer. The Contractor shall make provisions for such imbalances and shall include in the bid price for this work the cost of importing/furnishing, placement, and compaction of the material, as well as the cost of stockpiling and re-handling of imported and/or on-site Engineer approved materials as necessary to complete the work of constructing the embankment and subgrade to the cross sections shown on the plans.

CITY OF ANN ARBOR
DETAILED SPECIFICATION
FOR
SUBBASE AND AGGREGATE BASE

WT:VCM/AA:MGN

1 of 2

11/15/18

a. Description.- This work shall consist of constructing subbase and/or aggregate base courses, on either a prepared subgrade or subbase as indicated on the Plans or where directed by the Engineer. This work shall be performed in accordance with Sections 301, 302, and 307 of the 2012 MDOT Standard Specification for Construction except as specified herein.

b. Materials.- The material used for this work shall meet the requirements of Sections 301, 302, 307, and 902 of MDOT 2012 Standard Specification for Construction, except that the aggregate base shall be 21-AA limestone and the subbase shall be Class II Granular Material.

c. Construction Method.- Subbase and aggregate base courses shall not be placed when there are indications that the mixture may become frozen before the maximum unit weight is obtained, and in no case shall they be placed on a frozen subbase or subgrade.

The subbase and subgrade shall be shaped to the crown and grade specified on the plans and maintained in a smooth condition. The top of the subbase shall be placed to within $\pm\frac{1}{2}$ inch of the plan grade and crown. The top of the aggregate base shall be placed to within $\pm\frac{1}{2}$ inch of the plan grade and crown. Variations within this tolerance shall be gradual. If in the opinion of the Engineer, the Contractor's equipment is causing or will cause any ruts in or damage to the subbase or subgrade, the equipment shall not be permitted on the subbase or subgrade.

Should the subgrade, subbase or aggregate base become damaged due to the Contractor's equipment or by local traffic, the subgrade, subbase, or aggregate base course shall be restored to the condition required by the Specifications without additional compensation to the Contractor.

No pavement course, concrete curb and gutter, or concrete driveway opening shall be placed until the subbase has been compacted to not less than 95 percent, and aggregate base course to not less than 98 percent of their respective maximum dry densities and until a "Permit to Place" has been issued by the Engineer.

Base course aggregate shall be handled and/or stockpiled on-site in a manner that minimizes segregation. Base course aggregate shall be deposited from trucks or through a spreader in a manner that will minimize segregation of material and that is approved by the Engineer. The re-handling of base course aggregate by the Contractor will not be considered sufficient cause to allow the material to become segregated. The Contractor

CITY OF ANN ARBOR
DETAILED SPECIFICATION
FOR
SUBBASE AND AGGREGATE BASE

WT:VCM/AA:MGN

2 of 2

11/15/18

may be required to wet the materials prior to and/or during placement to minimize segregation and to aid in compaction of the material should it be necessary.

All structures, including manholes, valve boxes, inlet structures and curbs shall be protected from damage and contamination by debris and construction materials. Structures shall be maintained clean of construction debris and properly covered at all times during the construction.

The Contractor may be charged for the cleaning by others of accumulated construction debris in the utility structures, and damages resulting from the uncleaned structures.

d. Measurement and Payment.- The completed work as measured will be paid for at the contract unit prices for the following contract items (pay items):

<u>Contract Item (Pay Item)</u>	<u>Pay Unit</u>
Aggregate Base, 21-AA (C.I.P.).....	Cubic Yards

"Aggregate Base, 21-AA (C.I.P.)" will be measured by area in cubic yards compacted in place. The items of work will be paid for at the contract unit prices, which shall be payment in full for all labor, material and equipment needed to accomplish this work.

CITY OF ANN ARBOR
 DETAILED SPECIFICATION
 FOR
TURF ESTABLISHMENT

WT:VCM

1 of 3

11/15/18

a. Description.- This work shall consist of furnishing and placing Engineer-approved topsoil in thicknesses as specified, hydroseeding lawn areas, and furnishing and placing mulch blankets as indicated on the plans, as detailed in the specifications, or as directed by the Engineer.

The related work of preparing the earth bed, furnishing, and placing the topsoil, furnishing the seed mixtures, furnishing the fertilizer, sowing the seed, furnishing and installing the mulch blanket and watering shall conform to the requirements of this Special Provision and Section 816, Turf Establishment, of the Michigan Department of Transportation (MDOT) 2012 Standard Specifications for Construction.

b. Materials.- The materials shall meet the requirements specified in Section 917 of the 2012 MDOT Standard Specifications for Construction except as specified herein:

- Seed shall be fresh, clean, dry, new-crop seed complying with the AOSA’s “Rules for Testing Seed”, tested for purity and germination tolerances.

Variety	Proportion By Weight	Purity	Germination
Baron Kentucky Bluegrass	25%	90	80
Kentucky Bluegrass 98/80	15%	98	80
Park Kentucky Bluegrass	15%	90	80
Omega III Perennial Ryegrass	20%	98	90
Creeping Red Fescue	25%	95	90

Maximum weed content shall be 0.30%.

- Fertilizers shall be a Class A. The percentages by weight shall be at a minimum 10N-10P-10K or as required and approved by the Engineer.
- The seed, fertilizer, and adhesive (mulch binder) shall be mixed together and applied at one time.
- Water used shall be obtained from fresh water sources and shall be free from injurious chemicals and other toxic substances.

CITY OF ANN ARBOR
DETAILED SPECIFICATION
FOR
TURF ESTABLISHMENT

WT:VCM

2 of 3

11/15/18

Mulch Blankets shall meet the requirements of Section 917.15.B.2.b of the 2012 MDOT Standard Specifications for Construction.

Double Shredded Hardwood Bark Mulch shall be the bark of hardwood trees meeting the requirements of Section 917.14 of the 2012 MDOT Standard Specifications for Construction.

c. Maintenance and Acceptance.- It is the responsibility of the Contractor to establish a dense, vigorous, weed free lawn of permanent grasses, free from mounds and depressions prior to final acceptance and payment of this project. Any portion of a seeded area that fails to show a uniform germination, shall be re-seeded. Such re-seeding shall be at the Contractor's expense and shall continue until a dense, vigorous and weed free lawn is established.

The Contractor shall maintain all lawn areas until they have been accepted by the Engineer. Lawn maintenance shall begin immediately after the grass seed is in place, and shall continue until final acceptance with the following requirements:

- Lawns shall be protected and maintained by watering, mowing, and reseeding as necessary, until the period of time when the final acceptance and payment is made. The Contractor shall establish a uniform, dense, vigorous, and weed-free stand of the specified grasses. Maintenance includes, but is not limited to; deposition of additional topsoil; re-seeding; watering; fertilizing; mowing, and any other work as required to correct all settlement, erosion, germination, and establishment issues until the date of final acceptance by the Engineer.
- Damage to seeded areas resulting from erosion shall be repaired by the Contractor at the Contractor's expense. Scattered bare spots in seeded areas will not be allowed over three (3) percent of the area nor greater than 6"x 6" in size.

When the above requirements have been fulfilled, the Engineer will accept the lawn.

CITY OF ANN ARBOR
DETAILED SPECIFICATION
FOR
TURF ESTABLISHMENT

WT:VCM

3 of 3

11/15/18

d. Measurement and Payment.- The completed work shall be paid for at the contract unit price for the following contract items (pay items):

<u>Contract Item (Pay Item)</u>	<u>Pay Unit</u>
Topsoil Surface, __ inch	Square Yard
Hydroseeding.....	Square Yard
Double Shredded Hardwood Bark Mulch, 3 inch.....	Square Yard

"Topsoil Surface, __ inch" and "Hydroseeding" will be measured by area in square yards and will be paid for at the contract unit prices which shall be payment in full for all labor, materials, and equipment needed to accomplish this work.

Topsoil placement shall occur at the locations called for on the plans or, as directed by the Engineer. The unit price "Topsoil Surface, __ inch" shall include the grading of the area to receive the topsoil, preparing the earth bed, spreading and raking the topsoil to provide a uniform surface free of large clods, lumps, rocks, brush, roots, or other deleterious materials, as determined by the Engineer.

The hydroseeding shall be placed on all lawn areas as called for on the plans, and shall include furnishing and installing seed, fertilizer, mulch blankets, and all required watering necessary for the establishment of the turf. Watering will not be paid for separately.

Any damage or soiling to signs, fences, trees, pavements, or structures shall be repaired and/or cleaned by the Contractor at the Contractor's sole expense.

After initial placement of the topsoil and hydroseed mixture(s), fifty (50) percent of the total quantity placed for each item will be certified for payment. The remaining fifty (50) percent of the total quantities will be held by the Engineer until such time as all lawn areas have been established and accepted by the Engineer.

Final acceptance shall occur no sooner than June 15th of the year after the year in which the lawn areas were initially planted during the previous spring planting season; or, final acceptance will occur no sooner than November 1st of the year after the year in which the lawn areas were initially planted during the previous summer planting season.

In no case shall lawn areas be accepted in the same year in which they were planted.

General Decision Number: MI180074 10/26/2018 MI74

Superseded General Decision Number: MI20170074

State: Michigan

Construction Type: Heavy

County: Washtenaw County in Michigan.

Heavy, Includes Water, Sewer Lines and Excavation (Excludes Hazardous Waste Removal; Coal, Oil, Gas, Duct and other similar Pipeline Construction)

Note: Under Executive Order (EO) 13658, an hourly minimum wage of \$10.35 for calendar year 2018 applies to all contracts subject to the Davis-Bacon Act for which the contract is awarded (and any solicitation was issued) on or after January 1, 2015. If this contract is covered by the EO, the contractor must pay all workers in any classification listed on this wage determination at least \$10.35 per hour (or the applicable wage rate listed on this wage determination, if it is higher) for all hours spent performing on the contract in calendar year 2018. The EO minimum wage rate will be adjusted annually. Please note that this EO applies to the above-mentioned types of contracts entered into by the federal government that are subject to the Davis-Bacon Act itself, but it does not apply to contracts subject only to the Davis-Bacon Related Acts, including those set forth at 29 CFR 5.1(a)(2)-(60). Additional information on contractor requirements and worker protections under the EO is available at www.dol.gov/whd/govcontracts.

Modification Number	Publication Date
0	01/05/2018
1	07/20/2018
2	08/10/2018
3	08/31/2018
4	10/26/2018

CARP0687-006 06/01/2018

	Rates	Fringes
CARPENTER, Includes Form Work....	\$ 32.00	27.82

ELEC0252-009 05/28/2018

	Rates	Fringes
ELECTRICIAN.....	\$ 44.12	23.54

ENGI0325-019 09/01/2017

POWER EQUIPMENT OPERATORS: Underground Construction (Including Sewer)

	Rates	Fringes
POWER EQUIPMENT OPERATOR		
GROUP 1.....	\$ 32.03	23.35
GROUP 2.....	\$ 27.30	23.35
GROUP 3.....	\$ 26.57	23.35
GROUP 4.....	\$ 26.00	23.35

POWER EQUIPMENT OPERATOR CLASSIFICATIONS

GROUP 1: Backhoe/ Excavator, Boring Machine, Bulldozer, Crane, Grader/ Blade, Loader, Roller, Scraper, Trencher (over 8 ft. digging capacity)

GROUP 2: Trencher (8-ft digging capacity and smaller)

GROUP 3: Boom Truck (non-swinging, non- powered type boom)

GROUP 4: Broom/ Sweeper, Fork Truck, Tractor, Bobcat/ Skid Steer /Skid Loader

 ENGI0326-008 06/01/2017

EXCLUDES UNDERGROUND CONSTRUCTION

	Rates	Fringes
OPERATOR: Power Equipment		
GROUP 1.....	\$ 39.89	23.40
GROUP 2.....	\$ 38.39	23.40
GROUP 3.....	\$ 36.89	23.40
GROUP 4.....	\$ 36.59	23.40
GROUP 5.....	\$ 35.77	23.40
GROUP 6.....	\$ 34.91	23.40
GROUP 7.....	\$ 33.94	23.40
GROUP 8.....	\$ 32.23	23.40
GROUP 9.....	\$ 23.89	23.40

FOOTNOTES: Tower cranes: to be paid the crane operator rate determined by the combined length of the mast and the boom.

POWER EQUIPMENT OPERATOR CLASSIFICATIONS

GROUP 1: Crane with boom & jib or leads 400' or longer

GROUP 2: Crane with boom & jib or leads 300' or longer

GROUP 3: Crane with boom & jib or leads 220' or longer

GROUP 4: Crane with boom & jib or leads 140' or longer

GROUP 5: Crane with boom & jib or leads 120' or longer

GROUP 6: Regular crane operator

GROUP 7: Backhoe/Excavator, Bobcat/Skid Loader, Boring Machine, Broom/Sweeper, Bulldozer, Grader/Blade, Loader, Roller, Scraper, Tractor, Trencher

GROUP 8: Forklift

GROUP 9: Oiler

IRON0025-006 06/17/2018

	Rates	Fringes
IRONWORKER		
Reinforcing.....	\$ 29.48	27.74
Structural.....	\$ 35.52	28.65

LABO0334-009 06/01/2018

EXCLUDES OPEN CUT CONSTRUCTION

	Rates	Fringes
Landscape Laborer		
GROUP 1.....	\$ 20.52	6.90
GROUP 2.....	\$ 18.52	6.90

LANDSCAPE LABORER CLASSIFICATIONS

GROUP 1: Landscape specialist, including air, gas and diesel equipment operator, lawn sprinkler installer and skidsteer (or equivalent)

GROUP 2: Landscape laborer: small power tool operator, material mover, truck driver and lawn sprinkler installer tender

* LABO0334-018 09/01/2018

SCOPE OF WORK:

OPEN CUT CONSTRUCTION: Excavation of earth and sewer, utilities, and improvements, including underground piping/conduit (including inspection, cleaning, restoration, and relining)

	Rates	Fringes
LABORER		
(1) Common or General.....	\$ 23.75	12.85
(2) Mason Tender- Cement/Concrete.....	\$ 23.86	12.85
(4) Grade Checker.....	\$ 24.05	12.85
(5) Pipelayer.....	\$ 22.90	12.75
(524.20) Pipelayer.....	\$ 22.90	12.85
(7) Landscape.....	\$ 18.14	12.85

LABO0499-020 08/01/2017

EXCLUDES OPEN CUT CONSTRUCTION

	Rates	Fringes
LABORER		
GROUP 1.....	\$ 28.70	14.20
GROUP 2.....	\$ 28.91	14.20
GROUP 3.....	\$ 29.03	14.20

LABORER CLASSIFICATIONS

GROUP 1: Common or General; Grade Checker

GROUP 2: Mason Tender - Cement/Concrete

GROUP 3: Pipelayer

PAIN0022-005 07/01/2008

	Rates	Fringes
PAINTER		
Brush & Roller.....	\$ 25.06	14.75
Spray.....	\$ 25.86	14.75

PLAS0514-002 06/01/2018

	Rates	Fringes
CEMENT MASON/CONCRETE FINISHER....	\$ 31.47	13.81

PLUM0190-010 06/01/2017

	Rates	Fringes
PLUMBER.....	\$ 40.13	21.62

TEAM0007-006 06/01/2017

	Rates	Fringes
TRUCK DRIVER		
Dump Truck under 8 cu. yds.; Tractor Haul Truck....	\$ 24.90	.50 + a+b
Dump Truck, 8 cu. yds. and over.....	\$ 25.00	.50 + a+b
Lowboy/Semi-Trailer Truck....	\$ 25.15	.50 + a+b

FOOTNOTE:

a. \$455.00 per week.

b. \$64.40 daily.

SUMI2010-072 11/09/2010

Rates Fringes

TRUCK DRIVER: Off the Road
Truck.....\$ 20.82 3.69

WELDERS - Receive rate prescribed for craft performing operation to which welding is incidental.

=====
Note: Executive Order (EO) 13706, Establishing Paid Sick Leave for Federal Contractors applies to all contracts subject to the Davis-Bacon Act for which the contract is awarded (and any solicitation was issued) on or after January 1, 2017. If this contract is covered by the EO, the contractor must provide employees with 1 hour of paid sick leave for every 30 hours they work, up to 56 hours of paid sick leave each year. Employees must be permitted to use paid sick leave for their own illness, injury or other health-related needs, including preventive care; to assist a family member (or person who is like family to the employee) who is ill, injured, or has other health-related needs, including preventive care; or for reasons resulting from, or to assist a family member (or person who is like family to the employee) who is a victim of, domestic violence, sexual assault, or stalking. Additional information on contractor requirements and worker protections under the EO is available at www.dol.gov/whd/govcontracts.

Unlisted classifications needed for work not included within the scope of the classifications listed may be added after award only as provided in the labor standards contract clauses (29CFR 5.5 (a) (1) (ii)).

The body of each wage determination lists the classification and wage rates that have been found to be prevailing for the cited type(s) of construction in the area covered by the wage determination. The classifications are listed in alphabetical order of "identifiers" that indicate whether the particular rate is a union rate (current union negotiated rate for local), a survey rate (weighted average rate) or a union average rate (weighted union average rate).

Union Rate Identifiers

A four letter classification abbreviation identifier enclosed in dotted lines beginning with characters other than "SU" or "UAVG" denotes that the union classification and rate were prevailing for that classification in the survey. Example: PLUM0198-005 07/01/2014. PLUM is an abbreviation identifier of the union which prevailed in the survey for this classification, which in this example would be Plumbers. 0198

indicates the local union number or district council number where applicable, i.e., Plumbers Local 0198. The next number, 005 in the example, is an internal number used in processing the wage determination. 07/01/2014 is the effective date of the most current negotiated rate, which in this example is July 1, 2014.

Union prevailing wage rates are updated to reflect all rate changes in the collective bargaining agreement (CBA) governing this classification and rate.

Survey Rate Identifiers

Classifications listed under the "SU" identifier indicate that no one rate prevailed for this classification in the survey and the published rate is derived by computing a weighted average rate based on all the rates reported in the survey for that classification. As this weighted average rate includes all rates reported in the survey, it may include both union and non-union rates. Example: SULA2012-007 5/13/2014. SU indicates the rates are survey rates based on a weighted average calculation of rates and are not majority rates. LA indicates the State of Louisiana. 2012 is the year of survey on which these classifications and rates are based. The next number, 007 in the example, is an internal number used in producing the wage determination. 5/13/2014 indicates the survey completion date for the classifications and rates under that identifier.

Survey wage rates are not updated and remain in effect until a new survey is conducted.

Union Average Rate Identifiers

Classification(s) listed under the UAVG identifier indicate that no single majority rate prevailed for those classifications; however, 100% of the data reported for the classifications was union data. EXAMPLE: UAVG-OH-0010 08/29/2014. UAVG indicates that the rate is a weighted union average rate. OH indicates the state. The next number, 0010 in the example, is an internal number used in producing the wage determination. 08/29/2014 indicates the survey completion date for the classifications and rates under that identifier.

A UAVG rate will be updated once a year, usually in January of each year, to reflect a weighted average of the current negotiated/CBA rate of the union locals from which the rate is based.

WAGE DETERMINATION APPEALS PROCESS

1.) Has there been an initial decision in the matter? This can be:

- * an existing published wage determination
- * a survey underlying a wage determination
- * a Wage and Hour Division letter setting forth a position on a wage determination matter
- * a conformance (additional classification and rate) ruling

On survey related matters, initial contact, including requests for summaries of surveys, should be with the Wage and Hour Regional Office for the area in which the survey was conducted because those Regional Offices have responsibility for the Davis-Bacon survey program. If the response from this initial contact is not satisfactory, then the process described in 2.) and 3.) should be followed.

With regard to any other matter not yet ripe for the formal process described here, initial contact should be with the Branch of Construction Wage Determinations. Write to:

Branch of Construction Wage Determinations
 Wage and Hour Division
 U.S. Department of Labor
 200 Constitution Avenue, N.W.
 Washington, DC 20210

2.) If the answer to the question in 1.) is yes, then an interested party (those affected by the action) can request review and reconsideration from the Wage and Hour Administrator (See 29 CFR Part 1.8 and 29 CFR Part 7). Write to:

Wage and Hour Administrator
 U.S. Department of Labor
 200 Constitution Avenue, N.W.
 Washington, DC 20210

The request should be accompanied by a full statement of the interested party's position and by any information (wage payment data, project description, area practice material, etc.) that the requestor considers relevant to the issue.

3.) If the decision of the Administrator is not favorable, an interested party may appeal directly to the Administrative Review Board (formerly the Wage Appeals Board). Write to:

Administrative Review Board
 U.S. Department of Labor
 200 Constitution Avenue, N.W.
 Washington, DC 20210

4.) All decisions by the Administrative Review Board are final.

=====

END OF GENERAL DECISION

TABLE OF CONTENTS

TABLE OF CONTENTS.....	TC-1 to 2
NOTICE OF PRE-BID CONFERENCE.....	NP-1
INSTRUCTIONS TO BIDDERS.....	IB-1 to 5
INVITATION TO BID.....	ITB-1 to 3
BID FORMS.....	BF-1 to 7
CONTRACT.....	C-1 to 4
BOND FORMS.....	B-1 to 3
GENERAL CONDITIONS.....	GC-1 to 16
STANDARD SPECIFICATIONS.....	SS-1
DETAILED SPECIFICATION.....	DS-1 to 147

<u>Detailed Specifications Description</u>	<u>Page No.</u>
Maintaining Traffic and Construction Sequencing	DS-2 to 9
Certified Payroll Compliance and Reporting	DS-10 to 11
General Conditions, Max \$_____	DS-12 to 15
Sewer, Any Size or Depth, Rem / Dr Structure, Any Size or Depth, Rem	DS-16 to 17
Machine Grading, Modified	DS-18 to 26
Subbase and Aggregate Base	DS-28 to 29
Flexible Pipe Couplings	DS-30
Storm Sewer, Modified	DS-32 to 41
Drainage Structure Covers	DS-42 to 43
Adjust Structure Cover	DS-44 to 46
Underdrain, Subbase, in Undercuts, 6 inch, Special	DS-48 to 49
Acceptance of HMA Mixtures, City of Ann Arbor	DS-50 to 59
HMA Paving, City of Ann Arbor	DS-60 to 63
HMA Application Estimate	DS-64
Concrete Placement and Protection	DS-66 to 68
Concrete Curb and Driveway Openings	DS-70 to 72
HMA Sloped Curb	DS-74 to 75
Protective Fencing	DS-76 to 77
Minor Traffic Devices, Max \$_____	DS-78 to 79
Project Clean-Up and Restoration, Special	DS-80 to 81
Turf Establishment	DS-82 to 84
Water Main and Appurtenances	DS-86 to 112
Excavate and Backfill for Water Service Tap and Lead	DS-114 to 115
Water Main, HDPE, Directional Drill	DS-116 to 120
Sanitary Sewer	DS-122 to 146

APPENDIX.....	APDX-1
---------------	--------

Geotechnical Bulletin #1 - Riverview Drive; January 15, 2018

ATTACHMENTS

City of Ann Arbor Prevailing Wage Declaration Form

City of Ann Arbor Living Wage Forms

City of Ann Arbor Vendor Conflict of Interest Disclosure Form

City of Ann Arbor Non-Discrimination Ordinance Notice and Declaration Form

Michigan Department of Transportation Certified Payroll Form

NOTICE OF PRE-BID CONFERENCE

A pre-bid conference for this project will be held on **Tuesday, November 20, 2018** at **2:00 p.m.** in the **6th Floor Conference Room** of the Guy C. Larcom Municipal Building (formerly known as City Hall), 301 E. Huron Street, Ann Arbor, Michigan 48104.

Attendance at this conference is highly recommended. Administrative and technical questions regarding this project will be answered at this time. The pre-bid conference is for information only. Any answers furnished will not be official until verified in writing by the Financial Service Area, Procurement Unit. Answers that change or substantially clarify the bid will be affirmed in an addendum.

INSTRUCTIONS TO BIDDERS

General

Work to be done under this Contract is generally described through the detailed specifications and must be completed fully in accordance with the contract documents. All work to be performed under this Contract is located in or near the City of Ann Arbor.

Any Bid which does not conform fully to these instructions may be rejected.

Preparation of Bids

Bids should be prepared providing a straight-forward, concise description of the Bidder's ability to meet the requirements of the ITB. Bids shall be written in ink or typewritten. No erasures are permitted. Mistakes may be crossed out and corrected and must be initialed and dated in ink by the person signing the Bid.

Bids must be submitted on the "Bid Forms" provided with each blank properly filled in. If forms are not fully completed it may disqualify the bid. No alternative bid will be considered unless alternative bids are specifically requested. If alternatives are requested, any deviation from the specification must be fully described, in detail on the "Alternate" section of Bid form.

Each person signing the Bid certifies that he/she is the person in the Bidder's firm/organization responsible for the decision as to the fees being offered in the Bid and has not and will not participated in any action contrary to the terms of this provision.

Questions or Clarification on ITB Specifications

All questions regarding this ITB shall be submitted via email. Emailed questions and inquires will be accepted from any and all prospective Bidders in accordance with the terms and conditions of the ITB.

All questions shall be due on or before 2:00 p.m. (Local Time) Monday, November 26, 2018 and should be addressed as follows:

Specification/Scope of Work questions emailed to **mnearing@a2gov.org**
Bid Process and Compliance questions emailed to **cspencer@a2gov.org**

Any error, omissions or discrepancies in the specification discovered by a prospective contractor and/or service provider shall be brought to the attention of **Michael G. Nearing, P.E., Senior Project Manager** at **a2gov.org** as soon after discovery as possible. Further, the contractor and/or service provide shall not be allowed to take advantage of errors, omissions or discrepancies in the specifications.

Addenda

If it becomes necessary to revise any part of the ITB, notice of the Addendum will be posted to Michigan Inter-governmental Trade Network (MITN) www.mitn.info and/or City of Ann Arbor web site www.A2gov.org for all parties to download.

Each Bidder must in its Bid, to avoid any miscommunications, acknowledge all addenda that it has received, but the failure of a Bidder to receive, or acknowledge receipt of, any addenda shall not relieve the Bidder of the responsibility for complying with the terms thereof.

The City will not be bound by oral responses to inquiries or written responses other than written addenda.

Bid Submission

All Bids are due and must be delivered to the City of Ann Arbor Procurement Unit on or before **2:00 p.m. (Local Time), Friday, November 30, 2018**. Bids submitted late or via oral, telephonic, telegraphic, electronic mail or facsimile **will not** be considered or accepted.

Each Bidder must submit one (1) original Bid and **one (1)** Bid copies in a sealed envelope clearly marked: **ITB No. 4555, Riverview Drive Sanitary Sewer and Water Main Extension Project**.

Bids must be addressed and delivered to:

City of Ann Arbor
Procurement Unit,
c/o Customer Services, 1st Floor
301 East Huron Street
Ann Arbor, MI 48107

All Bids received on or before the Due Date will be publicly opened and recorded immediately. No immediate decisions are rendered.

The following forms provided within this ITB Document must be included in submitted bids.

- **City of Ann Arbor Prevailing Wage Declaration of Compliance**
- **City of Ann Arbor Living Wage Ordinance Declaration of Compliance**
- **Vendor Conflict of Interest Disclosure Form**
- **City of Ann Arbor Non-Discrimination Ordinance Declaration of Compliance**

Bids that fail to provide these completed forms listed above upon bid opening will be rejected as non-responsive and will not be considered for award.

Hand delivered bids will be date/time stamped/signed by the Procurement Unit at the address above in order to be considered. Normal business hours are 9:00 a.m. to 3:00 p.m. Monday through Friday, excluding Holidays. The City will not be liable to any Bidder for any unforeseen circumstances, delivery or postal delays. Postmarking to the Due Date will not substitute for receipt of the Bid. Each Bidder is responsible for submission of their Bid.

Additional time for submission of bids past the stated due date and time will not be granted to a single Bidder; however, additional time may be granted to all Bidders when the City determines in its sole discretion that circumstances warrant it.

Award

The City intends to award a Contract(s) to the lowest responsible Bidder(s). On multi-divisional contracts, separate divisions may be awarded to separate Bidders. The City may also utilize alternatives offered in the Bid Forms, if any, to determine the lowest responsible Bidder on each

division, and award multiple divisions to a single Bidder, so that the lowest total cost is achieved for the City. For unit price bids, the Contract will be awarded based upon the unit prices and the lump sum prices stated by the bidder for the work items specified in the bid documents, with consideration given to any alternates selected by the City. If the City determines that the unit price for any item is materially different for the work item bid than either other bidders or the general market, the City, in its sole discretion, in addition to any other right it may have, may reject the bid as not responsible or non-conforming.

The acceptability of major subcontractors will be considered in determining if a Bidder is responsible. In comparing Bids, the City will give consideration to alternate Bids for items listed in the bid forms. All key staff and subcontractors are subject to the approval by the City.

Official Documents

The City of Ann Arbor officially distributes bid documents from the Procurement Unit or through the Michigan Intergovernmental Trade Network (MITN). Copies of the bid documents obtained from any other source are not Official copies. Addenda and other bid information will only be posted to these official distribution sites. If you obtained City of Ann Arbor Bid documents from other sources, it is recommended that you register on www.MITN.info and obtain an official Bid. Bidders do not need to be shown on the plan holders list provided by MITN to be considered an official plan holder.

Bid Security

Each bid must be accompanied by a certified check, or Bid Bond by a surety licensed and authorized to do business within the State of Michigan, in the amount of 5% of the total of the bid price.

Withdrawal of Bids

After the time of opening, no Bid may be withdrawn for the period of sixty (60) days

Contract Time

Time is of the essence in the performance of the work under this Contract. The available time for work under this Contract is indicated on page C-2, Article III of the Contract. If these time requirements can not be met, the Bidder must stipulate on Bid Form Section 3 - Time Alternate its schedule for performance of the work. Consideration will be given to time in evaluating bids.

Liquidated Damages

A liquidated damages clause, as given on page C-2, Article III of the Contract, provides that the Contractor shall pay the City as liquidated damages, and not as a penalty, a sum certain per day for each and every day that the Contractor may be in default of completion of the specified work, within the time(s) stated in the Contract, or written extensions.

Liquidated damages clauses, as given in the General Conditions, provide further that the City shall be entitled to impose and recover liquidated damages for breach of the obligations under Chapter 112 of the City Code.

The liquidated damages are for the non-quantifiable aspects of any of the previously identified events and do not cover actual damages that can be shown or quantified nor are they intended to preclude recovery of actual damages in addition to the recovery of liquidated damages.

Human Rights Information

All contractors proposing to do business with the City shall satisfy the contract compliance administrative policy adopted by the City Administrator in accordance with the Section 9:158 of the Ann Arbor City Code. Breach of the obligation not to discriminate as outlined in Section 5, beginning at page GC-3 shall be a material breach of the contract. Contractors are required to post a copy of Ann Arbor's Non-Discrimination Ordinance attached at all work locations where its employees provide services under a contract with the City.

Wage Requirements

Section 4, beginning at page GC-1, outlines the requirements for payment of prevailing wages and for payment of a "living wage" to employees providing service to the City under this contract. The successful bidder and its subcontractors must comply with all applicable requirements and provide proof of compliance.

Pursuant to Resolution R-16-469 all public improvement contractors are subject to prevailing wage and will be required to provide to the City payroll records sufficient to demonstrate compliance with the prevailing wage requirements. Use of the Prevailing Wage Form provided in the Appendix section or a City-approved equivalent will be required along with wage rate interviews.

For laborers whose wage level are subject to federal, state and/or local prevailing wage law the appropriate Davis-Bacon wage rate classification is identified based upon the work including within this contract. **The wage determination(s) current on the date 10 days before bids are due shall apply to this contract.** The U.S. Department of Labor (DOL) has provided explanations to assist with classification in the following resource link: www.wdol.gov.

For the purposes of this ITB the Construction Type of Heavy and Highway shall apply.

Conflict Of Interest Disclosure

The City of Ann Arbor Purchasing Policy requires that prospective Vendors complete a Conflict of Interest Disclosure form. A contract may not be awarded to the selected Vendor unless and until the Procurement Unit and the City Administrator have reviewed the Disclosure form and determined that no conflict exists under applicable federal, state, or local law or administrative regulation. Not every relationship or situation disclosed on the Disclosure Form may be a disqualifying conflict. Depending on applicable law and regulations, some contracts may awarded on the recommendation of the City Administrator after full disclosure, where such action is allowed by law, if demonstrated competitive pricing exists and/or it is determined the award is in the best interest of the City. A copy of the Vendor Conflict of Interest Disclosure Form is attached.

Major Subcontractors

The Bidder shall identify on Bid Form Section 4 each major subcontractor it expects to engage for this Contract if the work to be subcontracted is 15% or more of the bid sum or over \$50,000, whichever is less. The Bidder also shall identify the work to be subcontracted to each major subcontractor. The Bidder shall not change or replace a subcontractor without approval by the City.

Debarment

Submission of a Bid in response to this ITB is certification that the Bidder is not currently debarred, suspended, proposed for debarment, and declared ineligible or voluntarily excluded from participation in this transaction by any State or Federal departments or agency. Submission is also agreement that the City will be notified of any changes in this status.

Disclosures

After bids are opened, all information in a submitter's bid is subjected to disclosure under the provisions of Michigan Public Act No. 442 of 1976, as amended (MCL 15.231 et seq.) known as the "Freedom of Information Act." The Freedom of Information Act also provides for the complete disclosure of contracts and attachments thereto except where specifically exempted.

Bid Protest

All Bid protests must be in writing and filed with the Purchasing Agent within five (5) business days of the award action. The bidder must clearly state the reasons for the protest. If a bidder contacts a City Service Area/Unit and indicates a desire to protest an award, the Service Area/Unit shall refer the bidder to the Purchasing Agent. The Purchasing Agent will provide the bidder with the appropriate instructions for filing the protest. The protest shall be reviewed by the City Administrator or designee whose decision shall be final.

Cost Liability

The City of Ann Arbor assumes no responsibility or liability for costs incurred by the Bidder prior to the execution of a contract with the City. By submitting a bid, a bidder agrees to bear all costs incurred or related to the preparation, submission and selection process for the bid.

Reservation of Rights

The City of Ann Arbor reserves the right to accept any bid or alternative bid proposed in whole or in part, to reject any or all bids or alternatives bids in whole or in part and to waive irregularity and/or informalities in any bid and to make the award in any manner deemed in the best interest of the City.

Idlefree Ordinance

The City of Ann Arbor adopted an idling reduction Ordinance that went into effect July 1, 2017. The full text of the ordinance (including exemptions) can be found at: www.a2gov.org/idlefree.

Under the ordinance, No Operator of a Commercial Vehicle shall cause or permit the Commercial Vehicle to Idle:

- (a) For any period of time while the Commercial Vehicle is unoccupied; or
- (b) For more than 5 minutes in any 60-minute period while the Commercial Vehicle is occupied.

In addition, generators and other internal combustion engines are covered

(1) Excluding Motor Vehicle engines, no internal combustion engine shall be operated except when it is providing power or electrical energy to equipment or a tool that is actively in use.

THE AMERICAN INSTITUTE OF ARCHITECTS



AIA Document A310

Bid Bond

KNOW ALL MEN BY THESE PRESENTS, that we

Pamar Enterprises, Inc.
58021 Gratiot Ave., New Haven, MI 48048

as Principal, hereinafter called Principal, and

Travelers Casualty and Surety Company of America
One Tower Square, Hartford, CT 06183

a corporation duly organized under the laws of the State of **Connecticut**
as Surety, hereinafter called Surety, are held and firmly bound unto

City of Ann Arbor
301 E. Huron, Ann Arbor, MI 48104

as Obligee, hereinafter called Obligee, in the sum of **Five Percent of Accompanying Bid**

Dollars (**5% of Bid**)

for the payment of which sum well and truly to be made, the said Principal and the said Surety, bind ourselves, our heirs, executors, administrators, successors and assigns, jointly and severally, firmly by these presents.

WHEREAS, the Principal has submitted a bid for (Here insert full name, address and description of project)

Riverview Drive Sanitary Sewer and Water Main Extension Project, ITB No. 4555

NOW, THEREFORE, if the Obligee shall accept the bid of the Principal and the Principal shall enter into a Contract with the Obligee in accordance with the terms of such bid, and give such bond or bonds as may be specified in the bidding or Contract Documents with good and sufficient surety for the faithful performance of such Contract and for the prompt payment of labor and material furnished in the prosecution thereof, or in the event of the failure of the Principal to enter such Contract and give such bond or bonds, if the Principal shall pay to the Obligee the difference not to exceed the penalty hereof between the amount specified in said bid and such larger amount for which the Obligee may in good faith contract with another party to perform the Work covered by said bid, then this obligation shall be null and void, otherwise to remain in full force and effect.


Signed and sealed this 30th day of November, 2018.

Pamar Enterprises, Inc.


SUSAN MAZZA, (Witness)

(Principal)


(Seal)



RINALDO G. ACCIAFFATTI, PRESIDENT

Travelers Casualty and Surety Company of America

(Surety)

(Seal)


(Witness)


(Title)
Nicholas Ashburn, Attorney in Fact

TRAVELERS

**Travelers Casualty and Surety Company of America
Travelers Casualty and Surety Company
St. Paul Fire and Marine Insurance Company**

POWER OF ATTORNEY

KNOW ALL MEN BY THESE PRESENTS: That Travelers Casualty and Surety Company of America, Travelers Casualty and Surety Company, and St. Paul Fire and Marine Insurance Company are corporations duly organized under the laws of the State of Connecticut (herein collectively called the "Companies"), and that the Companies do hereby make, constitute and appoint **Nicholas Ashburn** of **TROY Michigan**, their true and lawful Attorney-in-Fact to sign, execute, seal and acknowledge any and all bonds, recognizances, conditional undertakings and other writings obligatory in the nature thereof on behalf of the Companies in their business of guaranteeing the fidelity of persons, guaranteeing the performance of contracts and executing or guaranteeing bonds and undertakings required or permitted in any actions or proceedings allowed by law.

IN WITNESS WHEREOF, the Companies have caused this instrument to be signed, and their corporate seals to be hereto affixed, this **3rd** day of **February**, 2017.



State of Connecticut

City of Hartford ss.

By: *Robert L. Raney*
Robert L. Raney, Senior Vice President

On this the **3rd** day of **February**, 2017, before me personally appeared **Robert L. Raney**, who acknowledged himself to be the Senior Vice President of Travelers Casualty and Surety Company of America, Travelers Casualty and Surety Company, and St. Paul Fire and Marine Insurance Company, and that he, as such, being authorized so to do, executed the foregoing instrument for the purposes therein contained by signing on behalf of the corporations by himself as a duly authorized officer.

In Witness Whereof, I hereunto set my hand and official seal.

My Commission expires the **30th** day of **June**, 2021



Marie C Tetreault
Marie C. Tetreault, Notary Public

This Power of Attorney is granted under and by the authority of the following resolutions adopted by the Boards of Directors of Travelers Casualty and Surety Company of America, Travelers Casualty and Surety Company, and St. Paul Fire and Marine Insurance Company, which resolutions are now in full force and effect, reading as follows:

RESOLVED, that the Chairman, the President, any Vice Chairman, any Executive Vice President, any Senior Vice President, any Vice President, any Second Vice President, the Treasurer, any Assistant Treasurer, the Corporate Secretary or any Assistant Secretary may appoint Attorneys-in-Fact and Agents to act for and on behalf of the Company and may give such appointee such authority as his or her certificate of authority may prescribe to sign with the Company's name and seal with the Company's seal bonds, recognizances, contracts of indemnity, and other writings obligatory in the nature of a bond, recognizance, or conditional undertaking, and any of said officers or the Board of Directors at any time may remove any such appointee and revoke the power given him or her; and it is

FURTHER RESOLVED, that the Chairman, the President, any Vice Chairman, any Executive Vice President, any Senior Vice President or any Vice President may delegate all or any part of the foregoing authority to one or more officers or employees of this Company, provided that each such delegation is in writing and a copy thereof is filed in the office of the Secretary; and it is

FURTHER RESOLVED, that any bond, recognizance, contract of indemnity, or writing obligatory in the nature of a bond, recognizance, or conditional undertaking shall be valid and binding upon the Company when (a) signed by the President, any Vice Chairman, any Executive Vice President, any Senior Vice President or any Vice President, any Second Vice President, the Treasurer, any Assistant Treasurer, the Corporate Secretary or any Assistant Secretary and duly attested and sealed with the Company's seal by a Secretary or Assistant Secretary; or (b) duly executed (under seal, if required) by one or more Attorneys-in-Fact and Agents pursuant to the power prescribed in his or her certificate or their certificates of authority or by one or more Company officers pursuant to a written delegation of authority; and it is

FURTHER RESOLVED, that the signature of each of the following officers: President, any Executive Vice President, any Senior Vice President, any Vice President, any Assistant Vice President, any Secretary, any Assistant Secretary, and the seal of the Company may be affixed by facsimile to any Power of Attorney or to any certificate relating thereto appointing Resident Vice Presidents, Resident Assistant Secretaries or Attorneys-in-Fact for purposes only of executing and attesting bonds and undertakings and other writings obligatory in the nature thereof, and any such Power of Attorney or certificate bearing such facsimile signature or facsimile seal shall be valid and binding upon the Company and any such power so executed and certified by such facsimile signature and facsimile seal shall be valid and binding on the Company in the future with respect to any bond or understanding to which it is attached.

I, **Kevin E. Hughes**, the undersigned, Assistant Secretary of Travelers Casualty and Surety Company of America, Travelers Casualty and Surety Company, and St. Paul Fire and Marine Insurance Company, do hereby certify that the above and foregoing is a true and correct copy of the Power of Attorney executed by said Companies, which remains in full force and effect.

Dated this 30th day of NOVEMBER 2018



Kevin E. Hughes
Kevin E. Hughes, Assistant Secretary

**To verify the authenticity of this Power of Attorney, please call us at 1-800-421-3880.
Please refer to the above-named Attorney-in-Fact and the details of the bond to which the power is attached.**

INVITATION TO BID

City of Ann Arbor
Guy C. Larcom Municipal Building
Ann Arbor, Michigan 48107

Ladies and Gentlemen:

The undersigned, as Bidder, declares that this Bid is made in good faith, without fraud or collusion with any person or persons bidding on the same Contract; that this Bidder has carefully read and examined the bid documents, including City Nondiscrimination requirements and Declaration of Compliance Form, Living Wage requirements and Declaration of Compliance Form, Prevailing Wage requirements and Declaration of Compliance Form, Vendor Conflict of Interest Form, Notice of Pre-Bid Conference, Instructions to Bidders, Bid, Bid Forms, Contract, Bond Forms, General Conditions, Standard Specifications, Detailed Specifications, all Addenda, and the Plans (if applicable) and understands them. The Bidder declares that it conducted a full investigation at the site and of the work proposed and is fully informed as to the nature of the work and the conditions relating to the work's performance. The Bidder also declares that it has extensive experience in successfully completing projects similar to this one.

The Bidder acknowledges that it has not received or relied upon any representations or warrants of any nature whatsoever from the City of Ann Arbor, its agents or employees, and that this Bid is based solely upon the Bidder's own independent business judgment.

The undersigned proposes to perform all work shown on the plans or described in the bid documents, including any addenda issued, and to furnish all necessary machinery, tools, apparatus, and other means of construction to do all the work, furnish all the materials, and complete the work in strict accordance with all terms of the Contract of which this Bid is one part.

In accordance with these bid documents, and Addenda numbered 1 & 2, the undersigned, as Bidder, proposes to perform at the sites in and/or around Ann Arbor, Michigan, all the work included herein for the amounts set forth in the Bid Forms.

The Bidder declares that it has become fully familiar with the liquidated damage clauses for completion times and for compliance with City Code Chapter 112, understands and agrees that the liquidated damages are for the non-quantifiable aspects of non-compliance and do not cover actual damages that may be shown and agrees that if awarded the Contract, all liquidated damage clauses form part of the Contract.

The Bidder declares that it has become fully familiar with the provisions of Chapter 14, Section 1:320 (Prevailing wages) and Chapter 23 (Living Wage) of the Code of the City of Ann Arbor and that it understands and agrees to comply, to the extent applicable to employees providing services to the City under this Contract, with the wage and reporting requirements stated in the City Code provisions cited. Bidder certifies that the statements contained in the City Prevailing Wage and Living Wage Declaration of Compliance Forms are true and correct. Bidder further agrees that the cited provisions of Chapter 14 and Chapter 23 form a part of this Contract.

The Bidder declares that it has become familiar with the City Conflict of Interest Disclosure Form and certifies that the statement contained therein is true and correct.

The Bidder encloses a certified check or Bid Bond in the amount of 5% of the total of the Bid Price. The Bidder agrees both to contract for the work and to furnish the necessary Bonds and insurance documentation within 10 days after being notified of the acceptance of the Bid.

If this Bid is accepted by the City and the Bidder fails to contract and furnish the required Bonds and insurance documentation within 10 days after being notified of the acceptance of this Bid, then the Bidder shall be considered to have abandoned the Contract and the certified check or Bid Bond accompanying this Bid shall become due and payable to the City.

If the Bidder enters into the Contract in accordance with this Bid, or if this Bid is rejected, then the accompanying check or Bid Bond shall be returned to the Bidder.

In submitting this Bid, it is understood that the right is reserved by the City to accept any Bid, to reject any or all Bids, to waive irregularities and/or informalities in any Bid, and to make the award in any manner the City believes to be in its best interest.

SIGNED THIS 30th DAY OF November, 2018.

Pamar Enterprises, Inc.
Bidder's Name


Authorized Signature of Bidder

58021 Gratiot Avenue, New Haven, MI 48048
Official Address

Rinaldo G. Acciavatti, President
(Print Name of Signer Above)

(586) 749-8593
Telephone Number

ron@pamarenterprises.com
Email Address for Award Notice

LEGAL STATUS OF BIDDER

(The Bidder shall fill out the appropriate form and strike out the other three.)

Bidder declares that it is:

* A corporation organized and doing business under the laws of the State of

Michigan _____, for whom Rinaldo G. Acciavatti _____, bearing the office title of President _____, whose signature is affixed to this Bid, is authorized to execute contracts.

~~NOTE: If not incorporated in Michigan, please attach the corporation's Certificate of Authority~~

~~• A limited liability company doing business under the laws of the State of _____, whom _____ bearing the title of _____ whose signature is affixed to this proposal, is authorized to execute contract on behalf of the LLC.~~

~~* A partnership, organized under the laws of the state of _____ and filed in the county of _____, whose members are (list all members and the street and mailing address of each) (attach separate sheet if necessary):~~

~~_____

_____~~

* An individual, whose signature with address, is affixed to this Bid: _____ (initial here)

Authorized Official

 Date 11-30, 2018

(Print) Name Rinaldo G. Acciavatti Title President

Company: Pamar Enterprises, Inc.

Address: 58021 Gratiot Avenue, New Haven, MI 48048

Contact Phone (586) 749-8593 Fax (586) 749-8839

Email ron@pamarenterprises.com

Company: Pamar Enterprises, Inc.

Project: **Riverview Drive Sanitary Sewer and Water Main Extension Project**

City of Ann Arbor File No.: 2017-031

<u>Item</u>	<u>Description</u>	<u>Unit</u>	<u>Quantity</u>	<u>Unit Price</u>	<u>Total Price</u>
1047051	Audiovisual Recording	LSUM	1	<u>3,000.00</u>	<u>3,000.00</u>
1047051	Certified Payroll Compliance and Reporting	LSUM	1	<u>0.01</u>	<u>0.01</u>
1047051	General Conditions, Max <u>\$155,600.00</u>	LSUM	1	<u>155,600.00</u>	<u>155,600.00</u>
2037001	Sewer, Any Size or Depth, Rem	Ft	259	<u>32.00</u>	<u>8,288.00</u>
2047001	Curb, Any Type or Size, Rem	Ft	678	<u>12.00</u>	<u>8,136.00</u>
2050041	Subgrade Undercutting, Type II	Cyd	120	<u>51.00</u>	<u>6,120.00</u>
2057002	Machine Grading, Modified, Dover	Sta	2.5	<u>2,000.00</u>	<u>5,000.00</u>
2057002	Machine Grading, Modified, Huntington Pl	Sta	7	<u>6,000.00</u>	<u>42,000.00</u>
2057002	Machine Grading, Modified, Riverview Dr	Sta	10	<u>11,500.00</u>	<u>115,000.00</u>
2080036	Erosion Control, Silt Fence	Ft	200	<u>3.50</u>	<u>700.00</u>
2087050	Erosion Control, Inlet Filter	Ea	14	<u>155.00</u>	<u>2,170.00</u>
3027021	Aggregate Base, 21-AA (CIP)	Cyd	150	<u>36.00</u>	<u>5,400.00</u>
3060020	Maintenance Gravel	Ton	3200	<u>18.00</u>	<u>57,600.00</u>
3067031	Aggregate Surface Course, 23A	Ton	64	<u>30.00</u>	<u>1,920.00</u>
3070021	Approach, CI II	Ton	3	<u>30.00</u>	<u>90.00</u>
4027001	Sewer, CI C-76 IV, 12 inch, Tr Det I, Modified	Ft	259	<u>130.00</u>	<u>33,670.00</u>
4027050	Exploratory Excavation (0 - 10' deep), Special	Ea	12	<u>450.00</u>	<u>5,400.00</u>
4037001	Additional Depth Structure Adjust/Repair	Ft	6	<u>450.00</u>	<u>2,700.00</u>
4037050	Adjust Structure Cover	Ea	6	<u>660.00</u>	<u>3,960.00</u>
4037050	Dr Structure Cover, Type B, Special	Ea	1	<u>550.00</u>	<u>550.00</u>
4037050	Dr Structure Cover, Type Q, Special	Ea	8	<u>600.00</u>	<u>4,800.00</u>
5010005	HMA Surface, Rem	Syd	5205	<u>7.00</u>	<u>36,435.00</u>
5010703	HMA, LVSP	Ton	1340	<u>120.00</u>	<u>160,800.00</u>
5010061	HMA Approach	Ton	50	<u>285.00</u>	<u>14,250.00</u>
8027001	Curb, Conc, E4	Ft	20	<u>85.00</u>	<u>1,700.00</u>
8057001	Curb Sloped, HMA, Special	Ft	678	<u>25.00</u>	<u>16,950.00</u>
8087001	Protective Fence, Orange, Plastic, 4 Foot Ht.	Ft	200	<u>8.00</u>	<u>1,600.00</u>

Sub-Total This Page \$ 693,839.01

(Also to be Entered on Page BF-3)

BF-1-R1

ADD-1-11

BID FORM

Section 1 – Schedule of Prices

Company: Pamar Enterprises, Inc.

Project: **Riverview Drive Sanitary Sewer and Water Main Extension Project**

<u>Item</u>	<u>Description</u>	<u>Unit</u>	<u>Quantity</u>	<u>Unit Price</u>	<u>Total Price</u>
8120022	Barricade, Type III, High Intensity, Lighted, Furn	Ea	4	<u>150.00</u>	<u>600.00</u>
8120023	Barricade, Type III, High Intensity, Lighted, Oper	Ea	4	<u>100.00</u>	<u>400.00</u>
8120250	Plastic Drum, High Intensity, Furn	Ea	50	<u>60.00</u>	<u>3,000.00</u>
8120251	Plastic Drum, High Intensity, Oper	Ea	50	<u>30.00</u>	<u>1,500.00</u>
8120350	Sign, Type B, Temp, Prismatic, Furn	Sft	160	<u>10.00</u>	<u>1,600.00</u>
8120351	Sign, Type B, Temp, Prismatic, Oper	Sft	160	<u>5.00</u>	<u>800.00</u>
8120370	Traf Regulator Control	LSUM	1	<u>17,500.00</u>	<u>17,500.00</u>
8127050	No Parking Sign	Ea	60	<u>10.00</u>	<u>600.00</u>
8127051	Minor Traffic Devices, Max <u>\$35,000.00</u>	LSUM	1	<u>35,000.00</u>	<u>35,000.00</u>
8167011	Double Shredded Hardwood Bark Mulch, 3 inch	Syd	35	<u>35.00</u>	<u>1,225.00</u>
8167011	Hydroseeding	Syd	520	<u>7.00</u>	<u>3,640.00</u>
8167011	Topsoil Surface, 4 inch	Syd	520	<u>9.00</u>	<u>4,680.00</u>
8167011	Topsoil Surface, 6 inch	Syd	35	<u>11.00</u>	<u>385.00</u>
8167051	Project Clean-Up and Restoration, Special	LSUM	1	<u>10,000.00</u>	<u>10,000.00</u>
8237001	Excavate & Backfill for Water Service Tap and Lead	Ft	649	<u>35.00</u>	<u>22,715.00</u>
8237001	PC 350, D.I. Water Main, w/Polyethylene Wrap, 12 inch, Tr Det I, Mod	Ft	1515	<u>225.00</u>	<u>340,875.00</u>
8237001	PC 350, D.I. Water Main, w/Polyethylene Wrap, 6 inch, Tr Det I, Mod	Ft	6	<u>215.00</u>	<u>1,290.00</u>
8237001	PC 350, D.I. Water Main, w/Polyethylene Wrap, 8 inch, Tr Det I, Mod	Ft	194	<u>215.00</u>	<u>41,710.00</u>
8237001	Water Main, HDPE, 10 inch, Directional Drill	Ft	352	<u>215.00</u>	<u>75,680.00</u>
8237001	Water Main, HDPE, 14 inch, Directional Drill	Ft	205	<u>225.00</u>	<u>46,125.00</u>
8237050	11.25 deg Bend, 12 inch	Ea	9	<u>690.00</u>	<u>6,210.00</u>
8237050	11.25 deg Bend, 8 inch	Ea	1	<u>480.00</u>	<u>480.00</u>
8237050	22.5 deg Bend, 12 inch	Ea	5	<u>780.00</u>	<u>3,900.00</u>
8237050	22.5 deg Bend, 8 inch	Ea	1	<u>490.00</u>	<u>490.00</u>
8237050	45 deg Bend, 12 inch	Ea	15	<u>900.00</u>	<u>13,500.00</u>

Sub-Total This Page \$ 633,905.00

(Also to be Entered on Page BF-3)

BF-2-R1

ADD-1-12

BID FORM

Section 1 – Schedule of Prices

Company: Pamar Enterprises, Inc.

Project: **Riverview Drive Sanitary Sewer and Water Main Extension Project**

<u>Item</u>	<u>Description</u>	<u>Unit</u>	<u>Quantity</u>	<u>Unit Price</u>	<u>Total Price</u>
8237050	45 deg Bend, 8 inch	Ea	16	<u>500.00</u>	<u>8,000.00</u>
8237050	90 deg Bend, 14 inch	Ea	1	<u>650.00</u>	<u>650.00</u>
8237050	90 deg Bend, 8 inch	Ea	1	<u>550.00</u>	<u>550.00</u>
8237050	Cap, 12 inch	Ea	1	<u>460.00</u>	<u>460.00</u>
8237050	Cap, 8 inch	Ea	1	<u>270.00</u>	<u>270.00</u>
8237050	Fire Hydrant Assembly, with Extensions, Complete	Ea	6	<u>4,750.00</u>	<u>28,500.00</u>
8237050	Gate Valve-in-Box, 12 inch	Ea	4	<u>2,850.00</u>	<u>11,400.00</u>
8237050	Gate Valve-in-Well, 8 inch	Ea	1	<u>3,750.00</u>	<u>3,750.00</u>
8237050	Permanent Blow-Off	Ea	1	<u>1,600.00</u>	<u>1,600.00</u>
8237050	Reducer, 10 inch x 8 inch	Ea	4	<u>270.00</u>	<u>1,080.00</u>
8237050	Reducer, 12 inch x 8 inch	Ea	1	<u>500.00</u>	<u>500.00</u>
8237050	Reducer, 14 inch x 12 inch	Ea	2	<u>630.00</u>	<u>1,260.00</u>
8237050	Reducer, 8 inch x 6 inch	Ea	6	<u>390.00</u>	<u>2,340.00</u>
8237050	Tee, 12 inch x 12 inch x 12 inch	Ea	1	<u>1,300.00</u>	<u>1,300.00</u>
8237050	Tee, 12 inch x 12 inch x 8 inch	Ea	7	<u>1,250.00</u>	<u>8,750.00</u>
8237050	Tee, 8 inch x 8 inch x 8 inch	Ea	1	<u>850.00</u>	<u>850.00</u>
8237050	Water Service Connection to HDPE Water Main	Ea	4	<u>350.00</u>	<u>1,400.00</u>
8507001	Dr Structure, Manhole, Type I, 48 inch dia, Sanitary, Add Depth	Ft	15	<u>300.00</u>	<u>4,500.00</u>
8507001	Sewer, SDR 35 PVC Pipe, 8 inch, Tr Det II	Ft	841	<u>365.00</u>	<u>306,965.00</u>
8507001	Sewer, SDR 35 PVC Pipe, Riser, 4 inch	Ft	8	<u>320.00</u>	<u>2,560.00</u>
8507001	Sewer, SDR 35 PVC, Drop Connection, 8 inch	Ft	15	<u>250.00</u>	<u>3,750.00</u>
8507001	Sewer, SDR 35 PVC, Service Lead, 4 inch, Tr Det II	Ft	182	<u>320.00</u>	<u>58,240.00</u>
8507021	Pipe Undercut & Refill (6A Limestone)	Cyd	23	<u>48.00</u>	<u>1,104.00</u>
8507050	Dr Structure, Manhole, Type I, 48 inch dia, Sanitary	Ea	8	<u>4,850.00</u>	<u>38,800.00</u>
8507050	Sewer Tap, 8 inch	Ea	1	<u>3,950.00</u>	<u>3,950.00</u>
8507050	Sewer, 8 inch x 8 inch x 4 inch Tee, SDR 35 PVC	Ea	9	<u>250.00</u>	<u>2,250.00</u>

Sub-Total This Page \$494,779.00

Sub-Total Page BF-1 \$693,839.01

Sub-Total Page BF-2 \$633,905.00

Grand Total Bid \$1,822,523.01

BF-3-R1

ADD-1-13

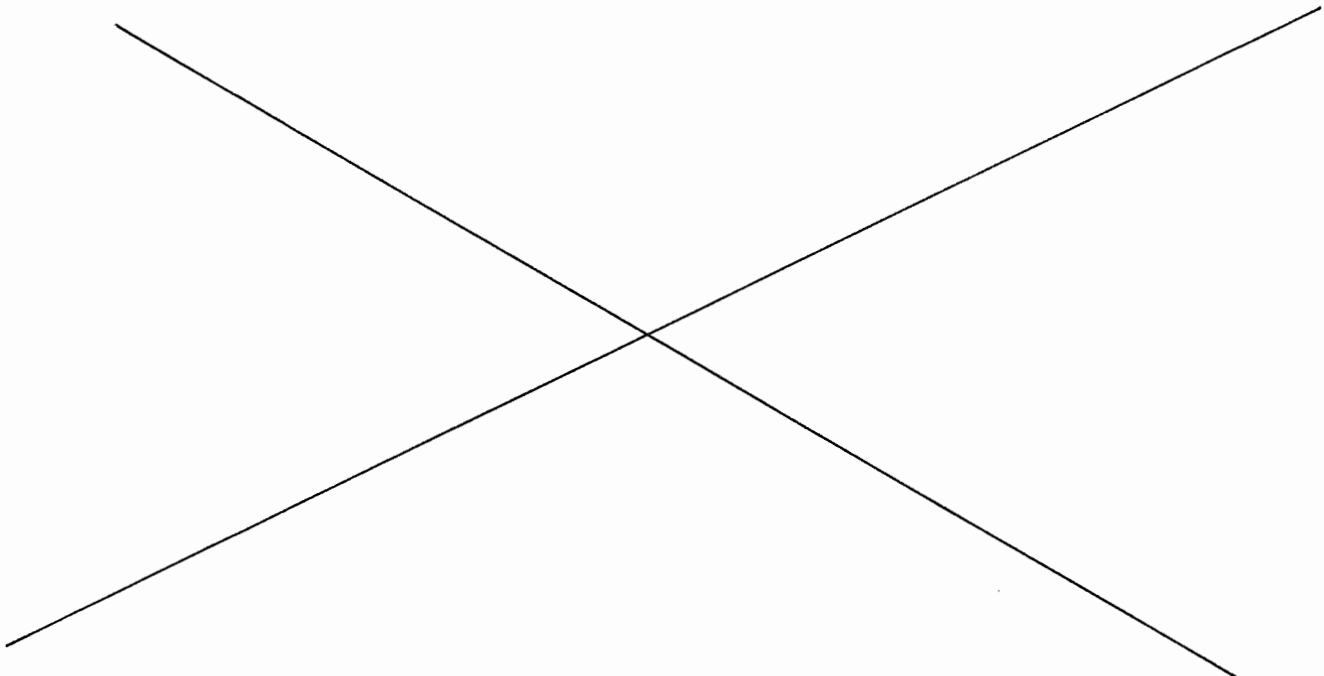
BID FORM

Section 2 - Material and Equipment Alternates

The Base Bid proposal price shall include materials and equipment selected from the designated items and manufacturers listed in the bidding documents. This is done to establish uniformity in bidding and to establish standards of quality for the items named.

If the Contractor wishes to quote alternate items for consideration by the City, it may do so under this Section. A complete description of the item and the proposed price differential must be provided. Unless approved at the time of award, substitutions where items are specifically named will be considered only as a negotiated change in Contract Sum.


<u>Item Number</u>	<u>Description</u>	<u>Add/Deduct Amount</u>
--------------------	--------------------	--------------------------



If the Bidder does not suggest any material or equipment alternate, the Bidder **MUST** complete the following statement:

For the work outlined in this request for bid, the bidder does NOT propose any material or equipment alternate under the Contract.

Signature of Authorized Representative of Bidder

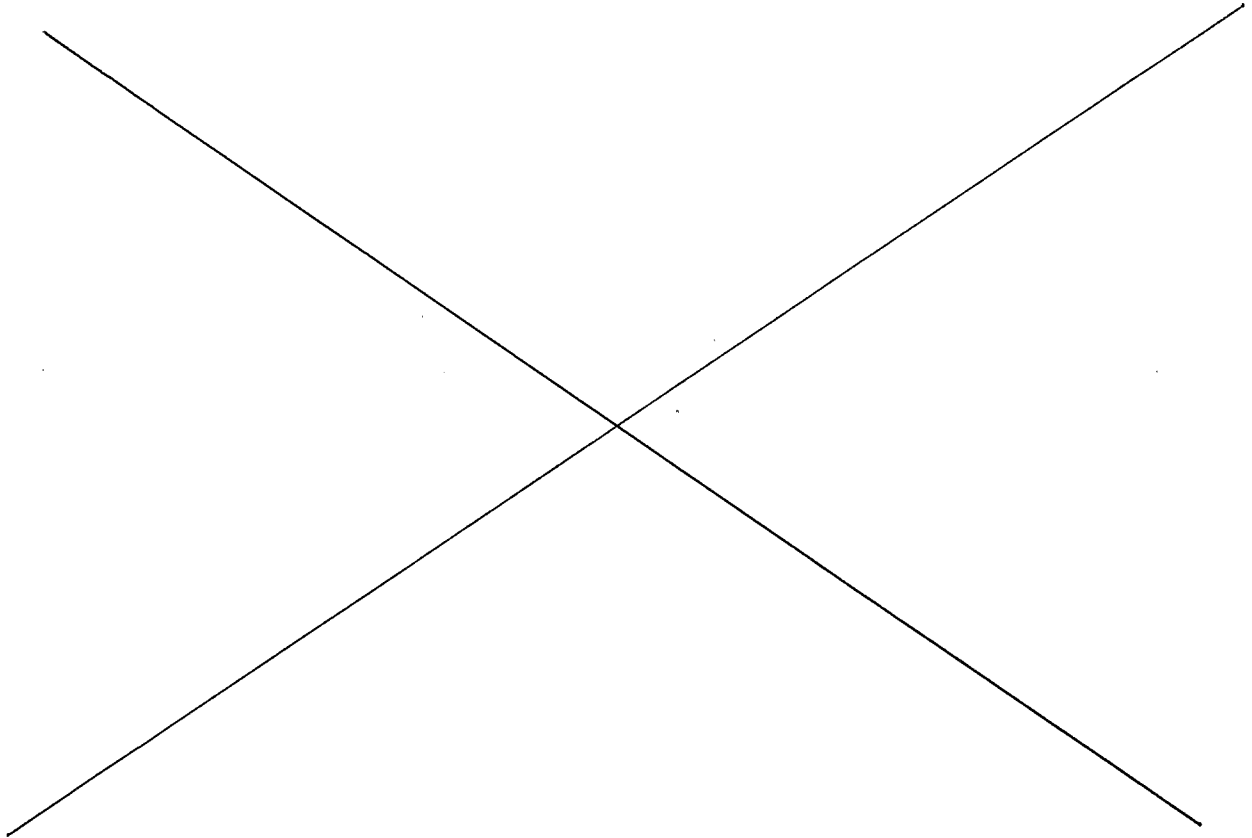

Rinaldo G. Acciavatti, President

Date 11-30-18

BID FORM

Section 3 - Time Alternate

If the Bidder takes exception to the time stipulated in Article III of the Contract, Time of Completion, page C-2, it is requested to stipulate below its proposed time for performance of the work. Consideration will be given to time in evaluating bids.



If the Bidder does not suggest any time alternate, the Bidder **MUST** complete the following statement:

For the work outlined in this request for bid, the bidder does NOT propose any time alternate under the Contract.

Signature of Authorized Representative of Bidder


Rinaldo G. Acciavatti, President

Date 11-30-18

BID FORM

Section 4 - Major Subcontractors

For purposes of this Contract, a Subcontractor is anyone (other than the Contractor) who performs work (other than or in addition to the furnishing of materials, plans or equipment) at or about the construction site, directly or indirectly for or on behalf of the Contractor (and whether or not in privity of Contract with the Contractor), but shall not include any individual who furnishes merely the individual's own personal labor or services.

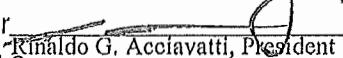
Contractor agrees that all subcontracts entered into by the Contractor shall contain similar wage provision to Section 4 of the General Conditions covering subcontractor's employees who perform work on this contract.

For the work outlined in these documents the Bidder expects to engage the following major subcontractors to perform the work identified:

<u>Subcontractor (Name and Address)</u>	<u>Work</u>	<u>Amount</u>
Asphalt Specialists, Inc. 1780 E. Highwood Pontiac, MI 48340 (248) 334-4570 Phone	HMA Paving	\$200,000.00 approx.

If the Bidder does not expect to engage any major subcontractor, the Bidder **MUST** complete the following statement:

For the work outlined in this request for bid, the bidder does NOT expect to engage any major subcontractor to perform work under the Contract.

Signature of Authorized Representative of Bidder  Date 11-30-18

BID FORM

Section 5 – References

Include a minimum of **three (3)** reference from similar project completed within the past **five (5)** years.

[Refer also to Instructions to Bidders for additional requirements, if any]

1) Sewer Separation Control #118713 \$25,256,323.67 October 2016
Project Name Cost Date Constructed

M. Yunus Patel-City of Dearborn (313) 943-2145
Contact Name Phone Number

2) Brown Road Widening \$ 3,086,331.61 September 2017
Project Name Cost Date Constructed

Jerry Ashburn-OHM Advisors (734) 522-6711
Contact Name Phone Number

3) Contract #4 (Worth Township) \$10,703,519.92 In Progress
Project Name Cost Date Constructed

Jim Kirkwood-Prein & Newhoff (616) 364-8491
Contact Name Phone Number

CONTRACT

THIS AGREEMENT is made on the _____ day of _____, 2019, between the CITY OF ANN ARBOR, a Michigan Municipal Corporation, 301 East Huron Street, Ann Arbor, Michigan 48104 ("City") and Pamar Enterprises, Incorporated ("Contractor") a Michigan Corporation, with its address located at 58021 Gratiot Avenue, New Haven, Michigan 48048

Based upon the mutual promises below, the Contractor and the City agree as follows:

ARTICLE I - Scope of Work

The Contractor agrees to furnish all of the materials, equipment and labor necessary; and to abide by all the duties and responsibilities applicable to it for the project titled Riverview Drive Sanitary Sewer and Water Main Extension Project; City of Ann Arbor ITB No. 4555 in accordance with the requirements and provisions of the following documents, including all written modifications incorporated into any of the documents, which are incorporated as part of this Contract:

Non-discrimination and Living Wage Declaration of Compliance Forms (if applicable)	General Conditions
Vendor Conflict of Interest Form	Standard Specifications
Prevailing Wage Declaration of Compliance Form (if applicable)	Detailed Specifications
Bid Forms	Plans
Contract and Exhibits	Addenda
Bonds	

ARTICLE II - Definitions

Administering Service Area/Unit means Public Services Area, Engineering.

Project means Riverview Drive Sanitary Sewer and Water Main Extension Project; City of Ann Arbor File No. 2017-031.

ARTICLE III - Time of Completion

- (A) The work to be completed under this Contract shall begin immediately on the date specified in the Notice to Proceed issued by the City.
- (B) The entire work for this Contract shall be completed within One Hundred Twenty (120) consecutive calendar days.
- (C) Failure to complete all the work within the time specified above, including any extension granted in writing by the Supervising Professional, shall obligate the Contractor to pay the City, as liquidated damages and not as a penalty, an amount equal to \$1,300.00 for each calendar day of delay in the completion of all the work. If any liquidated damages are unpaid by the Contractor, the City shall be entitled to deduct these unpaid liquidated damages from the monies due the Contractor.

The liquidated damages are for the non-quantifiable aspects of any of the previously identified events and do not cover actual damages that can be shown or quantified nor are they intended to preclude recovery of actual damages in addition to the recovery of liquidated damages.

ARTICLE IV - The Contract Sum

- (A) The City shall pay to the Contractor for the performance of the Contract, the unit prices as given in the Bid Form for the estimated bid total of:

One Million-eight-hundred-twenty-two-thousand-five-hundred-twenty-three and 01/100 Dollars (\$1,822,523.01).

- (B) The amount paid shall be equitably adjusted to cover changes in the work ordered by the Supervising Professional but not required by the Contract Documents. Increases or decreases shall be determined only by written agreement between the City and Contractor.

ARTICLE V - Assignment

This Contract may not be assigned or subcontracted any portion of any right or obligation under this contract without the written consent of the City. Notwithstanding any consent by the City to any assignment, Contractor shall at all times remain bound to all warranties, certifications, indemnifications, promises and performances, however described, as are required of it under this contract unless specifically released from the requirement, in writing, by the City.

ARTICLE VI - Choice of Law

This Contract shall be construed, governed, and enforced in accordance with the laws of the State of Michigan. By executing this agreement, the Contractor and the City agree to venue in a court of appropriate jurisdiction sitting within Washtenaw County for purposes of any action arising under this Contract. The parties stipulate that the venue referenced in this Contract is for convenience and waive any claim of non-convenience.

Whenever possible, each provision of the Contract will be interpreted in a manner as to be effective and valid under applicable law. The prohibition or invalidity, under applicable law, of any provision will not invalidate the remainder of the Contract.

ARTICLE VII - Relationship of the Parties

The parties of the Contract agree that it is not a Contract of employment but is a Contract to accomplish a specific result. Contractor is an independent Contractor performing services for the City. Nothing contained in this Contract shall be deemed to constitute any other relationship between the City and the Contractor.

Contractor certifies that it has no personal or financial interest in the project other than the compensation it is to receive under the Contract. Contractor certifies that it is not, and shall not become, overdue or in default to the City for any Contract, debt, or any other obligation to the City including real or personal property taxes. City shall have the right to set off any such debt against compensation awarded for services under this agreement.

ARTICLE VIII - Notice

All notices given under this Contract shall be in writing, and shall be by personal delivery or by certified mail with return receipt requested to the parties at their respective addresses as specified in the Contract Documents or other address the Contractor may specify in writing. Notice will be deemed given on the date when one of the following first occur: (1) the date of actual receipt; or (2) three days after mailing certified U.S. mail.

ARTICLE IX - Indemnification

To the fullest extent permitted by law, Contractor shall indemnify, defend and hold harmless the City, its officers, employees and agents harmless from all suits, claims, judgments and expenses including attorney's fees resulting or alleged to result, in whole or in part, from any act or omission, which is in any way connected or associated with this Contract, by the Contractor or anyone acting on the Contractor's behalf under this Contract. Contractor shall not be responsible to indemnify the City for losses or damages caused by or resulting from the City's sole negligence. The provisions of this Article shall survive the expiration or earlier termination of this contract for any reason.

ARTICLE X - Entire Agreement

This Contract represents the entire understanding between the City and the Contractor and it supersedes all prior representations, negotiations, agreements, or understandings whether written or oral. Neither party has relied on any prior representations in entering into this Contract. No terms or conditions of either party's invoice, purchase order or other administrative document shall modify the terms and conditions of this Contract, regardless of the other party's failure to object to such form. This Contract shall be binding on and shall inure to the benefit of the parties to this Contract and their permitted successors and permitted assigns and nothing in this Contract, express or implied, is intended to or shall confer on any other person or entity any legal or equitable right, benefit, or remedy of any nature whatsoever under or by reason of this Contract. This Contract may be altered, amended or modified only by written amendment signed by the City and the Contractor.

[signatures continue on next page]

FOR CONTRACTOR

By _____
Rinaldo G. Acciavatti
Its: President

FOR THE CITY OF ANN ARBOR

By _____
Christopher Taylor, Mayor

By _____
Jacqueline Beaudry, City Clerk

Approved as to substance

By _____
Howard S. Lazurus
City Administrator

By _____
Craig A. Hupy, P.E.
Public Services Area Administrator

Approved as to form and content

Stephen K. Postema, City Attorney

PERFORMANCE BOND

- (1) _____ of _____ (referred to as "Principal"), and _____, a corporation duly authorized to do business in the State of Michigan (referred to as "Surety"), are bound to the City of Ann Arbor, Michigan (referred to as "City"), for \$ _____, the payment of which Principal and Surety bind themselves, their heirs, executors, administrators, successors and assigns, jointly and severally, by this bond.
- (2) The Principal has entered a written Contract with the City dated _____, 2019, for: The Riverview Drive Sanitary Sewer and Water Main Extension Project; City of Ann Arbor ITB No. 4555; City of Ann Arbor File No. 2017-031; and this bond is given for that Contract in compliance with Act No. 213 of the Michigan Public Acts of 1963, as amended, being MCL 129.201 et seq.
- (3) Whenever the Principal is declared by the City to be in default under the Contract, the Surety may promptly remedy the default or shall promptly:
- (a) complete the Contract in accordance with its terms and conditions; or
 - (b) obtain a bid or bids for submission to the City for completing the Contract in accordance with its terms and conditions, and upon determination by Surety of the lowest responsible bidder, arrange for a Contract between such bidder and the City, and make available, as work progresses, sufficient funds to pay the cost of completion less the balance of the Contract price; but not exceeding, including other costs and damages for which Surety may be liable hereunder, the amount set forth in paragraph 1.
- (4) Surety shall have no obligation to the City if the Principal fully and promptly performs under the Contract.
- (5) Surety agrees that no change, extension of time, alteration or addition to the terms of the Contract or to the work to be performed thereunder, or the specifications accompanying it shall in any way affect its obligations on this bond, and waives notice of any such change, extension of time, alteration or addition to the terms of the Contract or to the work, or to the specifications.

SIGNED AND SEALED this _____ day of _____, 2019.

(Name of Surety Company)

By _____
(Signature)

Its _____
(Title of Office)

Approved as to form:

Stephen K. Postema, City Attorney

(Name of Principal)

By _____
(Signature)

Its _____
(Title of Office)

Name and address of agent:

LABOR AND MATERIAL BOND

- (1) _____
of _____(referred to as "Principal"), and _____, a corporation duly authorized to do business in the State of Michigan, (referred to as "Surety"), are bound to the City of Ann Arbor, Michigan (referred to as "City"), for the use and benefit of claimants as defined in Act 213 of Michigan Public Acts of 1963, as amended, being MCL 129.201 et seq., in the amount of \$ _____, for the payment of which Principal and Surety bind themselves, their heirs, executors, administrators, successors and assigns, jointly and severally, by this bond.
- (2) The Principal has entered a written Contract with the City, dated _____, 2018, for the Riverview Drive Sanitary Sewer and Water Main Extension Project; City of ann Arbor ITB No. 4555; File No. 2017-031; and this bond is given for that Contract in compliance with Act No. 213 of the Michigan Public Acts of 1963 as amended;
- (3) If the Principal fails to promptly and fully repay claimants for labor and material reasonably required under the Contract, the Surety shall pay those claimants.
- (4) Surety's obligations shall not exceed the amount stated in paragraph 1, and Surety shall have no obligation if the Principal promptly and fully pays the claimants.

SIGNED AND SEALED this _____ day of _____, 2019.

(Name of Surety Company)

By _____
(Signature)

Its _____
(Title of Office)

Approved as to form:

Stephen K. Postema, City Attorney

(Name of Principal)

By _____
(Signature)

Its _____
(Title of Office)

Name and address of agent:

GENERAL CONDITIONS

Section 1 - Execution, Correlation and Intent of Documents

The contract documents shall be signed in 2 copies by the City and the Contractor.

The contract documents are complementary and what is called for by any one shall be binding. The intention of the documents is to include all labor and materials, equipment and transportation necessary for the proper execution of the work. Materials or work described in words which so applied have a well-known technical or trade meaning have the meaning of those recognized standards.

In case of a conflict among the contract documents listed below in any requirement(s), the requirement(s) of the document listed first shall prevail over any conflicting requirement(s) of a document listed later.

(1) Addenda in reverse chronological order; (2) Detailed Specifications; (3) Standard Specifications; (4) Plans; (5) General Conditions; (6) Contract; (7) Bid Forms; (8) Bond Forms; (9) Bid.

Section 2 - Order of Completion

The Contractor shall submit with each invoice, and at other times reasonably requested by the Supervising Professional, schedules showing the order in which the Contractor proposes to carry on the work. They shall include the dates at which the Contractor will start the several parts of the work, the estimated dates of completion of the several parts, and important milestones within the several parts.

Section 3 - Familiarity with Work

The Bidder or its representative shall make personal investigations of the site of the work and of existing structures and shall determine to its own satisfaction the conditions to be encountered, the nature of the ground, the difficulties involved, and all other factors affecting the work proposed under this Contract. The Bidder to whom this Contract is awarded will not be entitled to any additional compensation unless conditions are clearly different from those which could reasonably have been anticipated by a person making diligent and thorough investigation of the site.

The Bidder shall immediately notify the City upon discovery, and in every case prior to submitting its Bid, of every error or omission in the bidding documents that would be identified by a reasonably competent, diligent Bidder. In no case will a Bidder be allowed the benefit of extra compensation or time to complete the work under this Contract for extra expenses or time spent as a result of the error or omission.

Section 4 - Wage Requirements

Under this Contract, the Contractor shall conform to Chapter 14 of Title I of the Code of the City of Ann Arbor as amended; which in part states "...that all craftsmen, mechanics and laborers employed directly on the site in connection with said improvements, including said employees of subcontractors, shall receive the prevailing wage for the corresponding classes of craftsmen,

mechanics and laborers, as determined by statistics for the Ann Arbor area compiled by the United States Department of Labor. At the request of the City, any contractor or subcontractor shall provide satisfactory proof of compliance with the contract provisions required by the Section.

Pursuant to Resolution R-16-469 all public improvement contractors are subject to prevailing wage and will be required to provide to the City payroll records sufficient to demonstrate compliance with the prevailing wage requirements. A sample Prevailing Wage Form is provided in the Appendix herein for reference as to what will be expected from contractors. Use of the Prevailing Wage Form provided in the Appendix section or a City-approved equivalent will be required along with wage rate interviews.

Where the Contract and the Ann Arbor City Ordinance are silent as to definitions of terms required in determining contract compliance with regard to prevailing wages, the definitions provided in the Davis-Bacon Act as amended (40 U.S.C. 278-a to 276-a-7) for the terms shall be used.

If the Contractor is a "covered employer" as defined in Chapter 23 of the Ann Arbor City Code, the Contractor agrees to comply with the living wage provisions of Chapter 23 of the Ann Arbor City Code. The Contractor agrees to pay those employees providing Services to the City under this Agreement a "living wage," as defined in Section 1:815 of the Ann Arbor City Code, as adjusted in accordance with Section 1:815(3); to post a notice approved by the City of the applicability of Chapter 23 in every location in which regular or contract employees providing services under this Agreement are working; to maintain records of compliance; if requested by the City, to provide documentation to verify compliance; to take no action that would reduce the compensation, wages, fringe benefits, or leave available to any employee or person contracted for employment in order to pay the living wage required by Section 1:815; and otherwise to comply with the requirements of Chapter 23.

Contractor agrees that all subcontracts entered into by the Contractor shall contain similar wage provision covering subcontractor's employees who perform work on this contract.

Section 5 - Non-Discrimination

The Contractor agrees to comply, and to require its subcontractor(s) to comply, with the nondiscrimination provisions of MCL 37.2209. The Contractor further agrees to comply with the provisions of Section 9:158 of Chapter 112 of Title IX of the Ann Arbor City Code, and to assure that applicants are employed and that employees are treated during employment in a manner which provides equal employment opportunity.

Section 6 - Materials, Appliances, Employees

Unless otherwise stipulated, the Contractor shall provide and pay for all materials, labor, water, tools, equipment, light, power, transportation, and other facilities necessary or used for the execution and completion of the work. Unless otherwise specified, all materials incorporated in the permanent work shall be new, and both workmanship and materials shall be of the highest quality. The Contractor shall, if required, furnish satisfactory evidence as to the kind and quality of materials.

The Contractor shall at all times enforce strict discipline and good order among its employees, and shall seek to avoid employing on the work any unfit person or anyone not skilled in the work assigned.

Adequate sanitary facilities shall be provided by the Contractor.

Section 7 - Qualifications for Employment

The Contractor shall employ competent laborers and mechanics for the work under this Contract. For work performed under this Contract, employment preference shall be given to qualified local residents.

Section 8 - Royalties and Patents

The Contractor shall pay all royalties and license fees. It shall defend all suits or claims for infringements of any patent rights and shall hold the City harmless from loss on account of infringement except that the City shall be responsible for all infringement loss when a particular process or the product of a particular manufacturer or manufacturers is specified, unless the City has notified the Contractor prior to the signing of the Contract that the particular process or product is patented or is believed to be patented.

Section 9 - Permits and Regulations

The Contractor must secure and pay for all permits, permit or plan review fees and licenses necessary for the prosecution of the work. These include but are not limited to City building permits, right-of-way permits, lane closure permits, right-of-way occupancy permits, and the like. The City shall secure and pay for easements shown on the plans unless otherwise specified.

The Contractor shall give all notices and comply with all laws, ordinances, rules and regulations bearing on the conduct of the work as drawn and specified. If the Contractor observes that the contract documents are at variance with those requirements, it shall promptly notify the Supervising Professional in writing, and any necessary changes shall be adjusted as provided in the Contract for changes in the work.

Section 10 - Protection of the Public and of Work and Property

The Contractor is responsible for the means, methods, sequences, techniques and procedures of construction and safety programs associated with the work contemplated by this contract. The Contractor, its agents or sub-contractors, shall comply with the "General Rules and Regulations for the Construction Industry" as published by the Construction Safety Commission of the State of Michigan and to all other local, State and National laws, ordinances, rules and regulations pertaining to safety of persons and property.

The Contractor shall take all necessary and reasonable precautions to protect the safety of the public. It shall continuously maintain adequate protection of all work from damage, and shall take all necessary and reasonable precautions to adequately protect all public and private property from injury or loss arising in connection with this Contract. It shall make good any damage, injury or loss to its work and to public and private property resulting from lack of reasonable protective precautions, except as may be due to errors in the contract documents, or caused by agents or employees of the City. The Contractor shall obtain and maintain sufficient insurance to cover damage to any City property at the site by any cause.

In an emergency affecting the safety of life, or the work, or of adjoining property, the Contractor is, without special instructions or authorization from the Supervising Professional, permitted to act at its discretion to prevent the threatened loss or injury. It shall also so act, without appeal, if authorized or instructed by the Supervising Professional.

Any compensation claimed by the Contractor for emergency work shall be determined by agreement or in accordance with the terms of Claims for Extra Cost - Section 15.

Section 11 - Inspection of Work

The City shall provide sufficient competent personnel for the inspection of the work.

The Supervising Professional shall at all times have access to the work whenever it is in preparation or progress, and the Contractor shall provide proper facilities for access and for inspection.

If the specifications, the Supervising Professional's instructions, laws, ordinances, or any public authority require any work to be specially tested or approved, the Contractor shall give the Supervising Professional timely notice of its readiness for inspection, and if the inspection is by an authority other than the Supervising Professional, of the date fixed for the inspection. Inspections by the Supervising Professional shall be made promptly, and where practicable at the source of supply. If any work should be covered up without approval or consent of the Supervising Professional, it must, if required by the Supervising Professional, be uncovered for examination and properly restored at the Contractor's expense.

Re-examination of any work may be ordered by the Supervising Professional, and, if so ordered, the work must be uncovered by the Contractor. If the work is found to be in accordance with the contract documents, the City shall pay the cost of re-examination and replacement. If the work is not in accordance with the contract documents, the Contractor shall pay the cost.

Section 12 - Superintendence

The Contractor shall keep on the work site, during its progress, a competent superintendent and any necessary assistants, all satisfactory to the Supervising Professional. The superintendent will be responsible to perform all on-site project management for the Contractor. The superintendent shall be experienced in the work required for this Contract. The superintendent shall represent the Contractor and all direction given to the superintendent shall be binding as if given to the Contractor. Important directions shall immediately be confirmed in writing to the Contractor. Other directions will be confirmed on written request. The Contractor shall give efficient superintendence to the work, using its best skill and attention.

Section 13 - Changes in the Work

The City may make changes to the quantities of work within the general scope of the Contract at any time by a written order and without notice to the sureties. If the changes add to or deduct from the extent of the work, the Contract Sum shall be adjusted accordingly. All the changes shall be executed under the conditions of the original Contract except that any claim for extension of time caused by the change shall be adjusted at the time of ordering the change.

In giving instructions, the Supervising Professional shall have authority to make minor changes in the work not involving extra cost and not inconsistent with the purposes of the work, but otherwise, except in an emergency endangering life or property, no extra work or change shall be made unless in pursuance of a written order by the Supervising Professional, and no claim for an addition to the Contract Sum shall be valid unless the additional work was ordered in writing.

The Contractor shall proceed with the work as changed and the value of the work shall be determined as provided in Claims for Extra Cost - Section 15.

Section 14 - Extension of Time

Extension of time stipulated in the Contract for completion of the work will be made if and as the

Supervising Professional may deem proper under any of the following circumstances:

- (1) When work under an extra work order is added to the work under this Contract;
- (2) When the work is suspended as provided in Section 20;
- (3) When the work of the Contractor is delayed on account of conditions which could not have been foreseen, or which were beyond the control of the Contractor, and which were not the result of its fault or negligence;
- (4) Delays in the progress of the work caused by any act or neglect of the City or of its employees or by other Contractors employed by the City;
- (5) Delay due to an act of Government;
- (6) Delay by the Supervising Professional in the furnishing of plans and necessary information;
- (7) Other cause which in the opinion of the Supervising Professional entitles the Contractor to an extension of time.

The Contractor shall notify the Supervising Professional within 7 days of an occurrence or conditions which, in the Contractor's opinion, entitle it to an extension of time. The notice shall be in writing and submitted in ample time to permit full investigation and evaluation of the Contractor's claim. The Supervising Professional shall acknowledge receipt of the Contractor's notice within 7 days of its receipt. Failure to timely provide the written notice shall constitute a waiver by the Contractor of any claim.

In situations where an extension of time in contract completion is appropriate under this or any other section of the contract, the Contractor understands and agrees that the only available adjustment for events that cause any delays in contract completion shall be extension of the required time for contract completion and that there shall be no adjustments in the money due the Contractor on account of the delay.

Section 15 - Claims for Extra Cost

If the Contractor claims that any instructions by drawings or other media issued after the date of the Contract involved extra cost under this Contract, it shall give the Supervising Professional written notice within 7 days after the receipt of the instructions, and in any event before proceeding to execute the work, except in emergency endangering life or property. The procedure shall then be as provided for Changes in the Work-Section 13. No claim shall be valid unless so made.

If the Supervising Professional orders, in writing, the performance of any work not covered by the contract documents, and for which no item of work is provided in the Contract, and for which no unit price or lump sum basis can be agreed upon, then the extra work shall be done on a Cost-Plus-Percentage basis of payment as follows:

- (1) The Contractor shall be reimbursed for all reasonable costs incurred in doing the work, and shall receive an additional payment of 15% of all the reasonable costs to cover both its indirect overhead costs and profit;
- (2) The term "Cost" shall cover all payroll charges for employees and supervision required under the specific order, together with all worker's compensation, Social Security, pension and retirement allowances and social insurance, or other regular payroll charges on same;

the cost of all material and supplies required of either temporary or permanent character; rental of all power-driven equipment at agreed upon rates, together with cost of fuel and supply charges for the equipment; and any costs incurred by the Contractor as a direct result of executing the order, if approved by the Supervising Professional;

- (3) If the extra is performed under subcontract, the subcontractor shall be allowed to compute its charges as described above. The Contractor shall be permitted to add an additional charge of 5% percent to that of the subcontractor for the Contractor's supervision and contractual responsibility;
- (4) The quantities and items of work done each day shall be submitted to the Supervising Professional in a satisfactory form on the succeeding day, and shall be approved by the Supervising Professional and the Contractor or adjusted at once;
- (5) Payments of all charges for work under this Section in any one month shall be made along with normal progress payments. Retainage shall be in accordance with Progress Payments-Section 16.

No additional compensation will be provided for additional equipment, materials, personnel, overtime or special charges required to perform the work within the time requirements of the Contract.

When extra work is required and no suitable price for machinery and equipment can be determined in accordance with this Section, the hourly rate paid shall be 1/40 of the basic weekly rate listed in the Rental Rate Blue Book published by Dataquest Incorporated and applicable to the time period the equipment was first used for the extra work. The hourly rate will be deemed to include all costs of operation such as bucket or blade, fuel, maintenance, "regional factors", insurance, taxes, and the like, but not the costs of the operator.

Section 16 - Progress Payments

The Contractor shall submit each month, or at longer intervals, if it so desires, an invoice covering work performed for which it believes payment, under the Contract terms, is due. The submission shall be to the City's Finance Department - Accounting Division. The Supervising Professional will, within 10 days following submission of the invoice, prepare a certificate for payment for the work in an amount to be determined by the Supervising Professional as fairly representing the acceptable work performed during the period covered by the Contractor's invoice. To insure the proper performance of this Contract, the City will retain a percentage of the estimate in accordance with Act 524, Public Acts of 1980. The City will then, following the receipt of the Supervising Professional's Certificate, make payment to the Contractor as soon as feasible, which is anticipated will be within 15 days.

An allowance may be made in progress payments if substantial quantities of permanent material have been delivered to the site but not incorporated in the completed work if the Contractor, in the opinion of the Supervising Professional, is diligently pursuing the work under this Contract. Such materials shall be properly stored and adequately protected. Allowance in the estimate shall be at the invoice price value of the items. Notwithstanding any payment of any allowance, all risk of loss due to vandalism or any damages to the stored materials remains with the Contractor.

In the case of Contracts which include only the Furnishing and Delivering of Equipment, the payments shall be; 60% of the Contract Sum upon the delivery of all equipment to be furnished, or in the case of delivery of a usable portion of the equipment in advance of the total equipment delivery, 60% of the estimated value of the portion of the equipment may be paid upon its delivery in advance of the time of the remainder of the equipment to be furnished; 30% of the Contract

Sum upon completion of erection of all equipment furnished, but not later than 60 days after the date of delivery of all of the equipment to be furnished; and payment of the final 10% on final completion of erection, testing and acceptance of all the equipment to be furnished; but not later than 180 days after the date of delivery of all of the equipment to be furnished, unless testing has been completed and shows the equipment to be unacceptable.

With each invoice for periodic payment, the Contractor shall enclose a Contractor's Declaration - Section 43, and an updated project schedule per Order of Completion - Section 2.

Section 17 - Deductions for Uncorrected Work

If the Supervising Professional decides it is inexpedient to correct work that has been damaged or that was not done in accordance with the Contract, an equitable deduction from the Contract price shall be made.

Section 18 - Correction of Work Before Final Payment

The Contractor shall promptly remove from the premises all materials condemned by the Supervising Professional as failing to meet Contract requirements, whether incorporated in the work or not, and the Contractor shall promptly replace and re-execute the work in accordance with the Contract and without expense to the City and shall bear the expense of making good all work of other contractors destroyed or damaged by the removal or replacement.

If the Contractor does not remove the condemned work and materials within 10 days after written notice, the City may remove them and, if the removed material has value, may store the material at the expense of the Contractor. If the Contractor does not pay the expense of the removal within 10 days thereafter, the City may, upon 10 days written notice, sell the removed materials at auction or private sale and shall pay to the Contractor the net proceeds, after deducting all costs and expenses that should have been borne by the Contractor. If the removed material has no value, the Contractor must pay the City the expenses for disposal within 10 days of invoice for the disposal costs.

The inspection or lack of inspection of any material or work pertaining to this Contract shall not relieve the Contractor of its obligation to fulfill this Contract and defective work shall be made good. Unsuitable materials may be rejected by the Supervising Professional notwithstanding that the work and materials have been previously overlooked by the Supervising Professional and accepted or estimated for payment or paid for. If the work or any part shall be found defective at any time before the final acceptance of the whole work, the Contractor shall forthwith make good the defect in a manner satisfactory to the Supervising Professional. The judgment and the decision of the Supervising Professional as to whether the materials supplied and the work done under this Contract comply with the requirements of the Contract shall be conclusive and final.

Section 19 - Acceptance and Final Payment

Upon receipt of written notice that the work is ready for final inspection and acceptance, the Supervising Professional will promptly make the inspection. When the Supervising Professional finds the work acceptable under the Contract and the Contract fully performed, the Supervising Professional will promptly sign and issue a final certificate stating that the work required by this Contract has been completed and is accepted by the City under the terms and conditions of the Contract. The entire balance found to be due the Contractor, including the retained percentage, shall be paid to the Contractor by the City within 30 days after the date of the final certificate.

Before issuance of final certificates, the Contractor shall file with the City:

- (1) The consent of the surety to payment of the final estimate;
- (2) The Contractor's Affidavit in the form required by Section 44.

In case the Affidavit or consent is not furnished, the City may retain out of any amount due the Contractor, sums sufficient to cover all lienable claims.

The making and acceptance of the final payment shall constitute a waiver of all claims by the City except those arising from:

- (1) unsettled liens;
- (2) faulty work appearing within 12 months after final payment;
- (3) hidden defects in meeting the requirements of the plans and specifications;
- (4) manufacturer's guarantees.

It shall also constitute a waiver of all claims by the Contractor, except those previously made and still unsettled.

Section 20 - Suspension of Work

The City may at any time suspend the work, or any part by giving 5 days notice to the Contractor in writing. The work shall be resumed by the Contractor within 10 days after the date fixed in the written notice from the City to the Contractor to do so. The City shall reimburse the Contractor for expense incurred by the Contractor in connection with the work under this Contract as a result of the suspension.

If the work, or any part, shall be stopped by the notice in writing, and if the City does not give notice in writing to the Contractor to resume work at a date within 90 days of the date fixed in the written notice to suspend, then the Contractor may abandon that portion of the work suspended and will be entitled to the estimates and payments for all work done on the portions abandoned, if any, plus 10% of the value of the work abandoned, to compensate for loss of overhead, plant expense, and anticipated profit.

Section 21 - Delays and the City's Right to Terminate Contract

If the Contractor refuses or fails to prosecute the work, or any separate part of it, with the diligence required to insure completion, ready for operation, within the allowable number of consecutive calendar days specified plus extensions, or fails to complete the work within the required time, the City may, by written notice to the Contractor, terminate its right to proceed with the work or any part of the work as to which there has been delay. After providing the notice the City may take over the work and prosecute it to completion, by contract or otherwise, and the Contractor and its sureties shall be liable to the City for any excess cost to the City. If the Contractor's right to proceed is terminated, the City may take possession of and utilize in completing the work, any materials, appliances and plant as may be on the site of the work and useful for completing the work. The right of the Contractor to proceed shall not be terminated or the Contractor charged with liquidated damages where an extension of time is granted under Extension of Time - Section 14.

If the Contractor is adjudged a bankrupt, or if it makes a general assignment for the benefit of creditors, or if a receiver is appointed on account of its insolvency, or if it persistently or repeatedly refuses or fails except in cases for which extension of time is provided, to supply enough properly skilled workers or proper materials, or if it fails to make prompt payments to subcontractors or for material or labor, or persistently disregards laws, ordinances or the instructions of the Supervising Professional, or otherwise is guilty of a substantial violation of any provision of the Contract, then the City, upon the certificate of the Supervising Professional that sufficient cause exists to justify

such action, may, without prejudice to any other right or remedy and after giving the Contractor 3 days written notice, terminate this Contract. The City may then take possession of the premises and of all materials, tools and appliances thereon and without prejudice to any other remedy it may have, make good the deficiencies or finish the work by whatever method it may deem expedient, and deduct the cost from the payment due the Contractor. The Contractor shall not be entitled to receive any further payment until the work is finished. If the expense of finishing the work, including compensation for additional managerial and administrative services exceeds the unpaid balance of the Contract Sum, the Contractor and its surety are liable to the City for any excess cost incurred. The expense incurred by the City, and the damage incurred through the Contractor's default, shall be certified by the Supervising Professional.

Section 22 - Contractor's Right to Terminate Contract

If the work should be stopped under an order of any court, or other public authority, for a period of 3 months, through no act or fault of the Contractor or of anyone employed by it, then the Contractor may, upon 7 days written notice to the City, terminate this Contract and recover from the City payment for all acceptable work executed plus reasonable profit.

Section 23 - City's Right To Do Work

If the Contractor should neglect to prosecute the work properly or fail to perform any provision of this Contract, the City, 3 days after giving written notice to the Contractor and its surety may, without prejudice to any other remedy the City may have, make good the deficiencies and may deduct the cost from the payment due to the Contractor.

Section 24 - Removal of Equipment and Supplies

In case of termination of this Contract before completion, from any or no cause, the Contractor, if notified to do so by the City, shall promptly remove any part or all of its equipment and supplies from the property of the City, failing which the City shall have the right to remove the equipment and supplies at the expense of the Contractor.

The removed equipment and supplies may be stored by the City and, if all costs of removal and storage are not paid by the Contractor within 10 days of invoicing, the City upon 10 days written notice may sell the equipment and supplies at auction or private sale, and shall pay the Contractor the net proceeds after deducting all costs and expenses that should have been borne by the Contractor and after deducting all amounts claimed due by any lien holder of the equipment or supplies.

Section 25 - Responsibility for Work and Warranties

The Contractor assumes full responsibility for any and all materials and equipment used in the construction of the work and may not make claims against the City for damages to materials and equipment from any cause except negligence or willful act of the City. Until its final acceptance, the Contractor shall be responsible for damage to or destruction of the project (except for any part covered by Partial Completion and Acceptance - Section 26). The Contractor shall make good all work damaged or destroyed before acceptance. All risk of loss remains with the Contractor until final acceptance of the work (Section 19) or partial acceptance (Section 26). The Contractor is advised to investigate obtaining its own builders risk insurance.

The Contractor shall guarantee the quality of the work for a period of one year. The Contractor shall also unconditionally guarantee the quality of all equipment and materials that are furnished and installed under the contract for a period of one year. At the end of one year after the Contractor's receipt of final payment, the complete work, including equipment and materials

furnished and installed under the contract, shall be inspected by the Contractor and the Supervising Professional. Any defects shall be corrected by the Contractor at its expense as soon as practicable but in all cases within 60 days. Any defects that are identified prior to the end of one year shall also be inspected by the Contractor and the Supervising Professional and shall be corrected by the Contractor at its expense as soon as practicable but in all cases within 60 days. The Contractor shall assign all manufacturer or material supplier warranties to the City prior to final payment. The assignment shall not relieve the Contractor of its obligations under this paragraph to correct defects.

Section 26 - Partial Completion and Acceptance

If at any time prior to the issuance of the final certificate referred to in Acceptance and Final Payment - Section 19, any portion of the permanent construction has been satisfactorily completed, and if the Supervising Professional determines that portion of the permanent construction is not required for the operations of the Contractor but is needed by the City, the Supervising Professional shall issue to the Contractor a certificate of partial completion, and immediately the City may take over and use the portion of the permanent construction described in the certificate, and exclude the Contractor from that portion.

The issuance of a certificate of partial completion shall not constitute an extension of the Contractor's time to complete the portion of the permanent construction to which it relates if the Contractor has failed to complete it in accordance with the terms of this Contract. The issuance of the certificate shall not release the Contractor or its sureties from any obligations under this Contract including bonds.

If prior use increases the cost of, or delays the work, the Contractor shall be entitled to extra compensation, or extension of time, or both, as the Supervising Professional may determine.

Section 27 - Payments Withheld Prior to Final Acceptance of Work

The City may withhold or, on account of subsequently discovered evidence, nullify the whole or part of any certificate to the extent reasonably appropriate to protect the City from loss on account of:

- (1) Defective work not remedied;
- (2) Claims filed or reasonable evidence indicating probable filing of claims by other parties against the Contractor;
- (3) Failure of the Contractor to make payments properly to subcontractors or for material or labor;
- (4) Damage to another Contractor.

When the above grounds are removed or the Contractor provides a Surety Bond satisfactory to the City which will protect the City in the amount withheld, payment shall be made for amounts withheld under this section.

Section 28 - Contractor's Insurance

- (1) The Contractor shall procure and maintain during the life of this Contract, including the guarantee period and during any warranty work, such insurance policies, including those set forth below, as will protect itself and the City from all claims for bodily injuries, death

or property damage which may arise under this Contract; whether the act(s) or omission(s) giving rise to the claim were made by the Contractor or by any subcontractor or anyone employed by them directly or indirectly. In the case of all contracts involving on-site work, the Contractor shall provide to the City, before the commencement of any work under this contract, certificates of insurance and other documentation satisfactory to the City demonstrating it has obtained the policies and endorsements required on behalf of itself, and when requested, any subcontractor(s). The certificates of insurance endorsements and/or copies of policy language shall document that the Contractor satisfies the following minimum requirements.

- (a) Worker's Compensation Insurance in accordance with all applicable state and federal statutes. Further, Employers Liability Coverage shall be obtained in the following minimum amounts:

Bodily Injury by Accident - \$500,000 each accident
Bodily Injury by Disease - \$500,000 each employee
Bodily Injury by Disease - \$500,000 each policy limit

- (b) Commercial General Liability Insurance equivalent to, as a minimum, Insurance Services Office form CG 00 01 07 98 or current equivalent. The City of Ann Arbor shall be named as an additional insured. There shall be no added exclusions or limiting endorsements specifically for the following coverages: Products and Completed Operations, Explosion, Collapse and Underground coverage or Pollution. Further there shall be no added exclusions or limiting endorsements which diminish the City's protections as an additional insured under the policy. The following minimum limits of liability are required:

\$1,000,000 Each occurrence as respect Bodily Injury Liability or Property
Damage Liability, or both combined.
\$2,000,000 Per Job General Aggregate
\$1,000,000 Personal and Advertising Injury
\$2,000,000 Products and Completed Operations Aggregate

- (c) Motor Vehicle Liability Insurance, including Michigan No-Fault Coverages, equivalent to, as a minimum, Insurance Services Office form CA 00 01 07 97 or current equivalent. Coverage shall include all owned vehicles, all non-owned vehicles and all hired vehicles. The City of Ann Arbor shall be named as an additional insured. There shall be no added exclusions or limiting endorsements which diminish the City's protections as an additional insured under the policy. Further, the limits of liability shall be \$1,000,000 for each occurrence as respects Bodily Injury Liability or Property Damage Liability, or both combined.

- (d) Umbrella/Excess Liability Insurance shall be provided to apply excess of the Commercial General Liability, Employers Liability and the Motor Vehicle coverage enumerated above, for each occurrence and for aggregate in the amount of \$1,000,000.

- (2) Insurance required under subsection (1)(b) and (1)(c) above shall be considered primary as respects any other valid or collectible insurance that the City may possess, including any self-insured retentions the City may have; and any other insurance the City does possess shall be considered excess insurance only and shall not be required to contribute with this insurance. Further, the Contractor agrees to waive any right of recovery by its insurer against the City.

- (3) Insurance companies and policy forms are subject to approval of the City Attorney, which

approval shall not be unreasonably withheld. Documentation must provide and demonstrate an unconditional 30 day written notice of cancellation in favor of the City of Ann Arbor. Further, the documentation must explicitly state the following: (a) the policy number; name of insurance company; name and address of the agent or authorized representative; name and address of insured; project name; policy expiration date; and specific coverage amounts; (b) any deductibles or self-insured retentions which shall be approved by the City, in its sole discretion; (c) that the policy conforms to the requirements specified Contractor shall furnish the City with satisfactory certificates of insurance and endorsements prior to commencement of any work. Upon request, the Contractor shall provide within 30 days a copy of the policy(ies) to the City. If any of the above coverages expire by their terms during the term of this Contract, the Contractor shall deliver proof of renewal and/or new policies and endorsements to the Administering Service Area/Unit at least ten days prior to the expiration date.

- (4) Any Insurance provider of Contractor shall be admitted and authorized to do business in the State of Michigan and shall carry and maintain a minimum rating assigned by A.M. Best & Company's Key Rating Guide of "A-" Overall and a minimum Financial Size Category of "V". Insurance policies and certificates issued by non-admitted insurance companies are not acceptable unless approved in writing by the City.
- (5) City reserves the right to require additional coverage and/or coverage amounts as may be included from time to time in the Detailed Specifications for the Project.
- (6) The provisions of General Condition 28 shall survive the expiration or earlier termination of this contract for any reason.

Section 29 - Surety Bonds

Bonds will be required from the successful bidder as follows:

- (1) A Performance Bond to the City of Ann Arbor for the amount of the bid(s) accepted;
- (2) A Labor and Material Bond to the City of Ann Arbor for the amount of the bid(s) accepted.

Bonds shall be executed on forms supplied by the City in a manner and by a Surety Company authorized to transact business in Michigan and satisfactory to the City Attorney.

Section 30 - Damage Claims

The Contractor shall be held responsible for all damages to property of the City or others, caused by or resulting from the negligence of the Contractor, its employees, or agents during the progress of or connected with the prosecution of the work, whether within the limits of the work or elsewhere. The Contractor must restore all property injured including sidewalks, curbing, sodding, pipes, conduit, sewers or other public or private property to not less than its original condition with new work.

Section 31 - Refusal to Obey Instructions

If the Contractor refuses to obey the instructions of the Supervising Professional, the Supervising Professional shall withdraw inspection from the work, and no payments will be made for work performed thereafter nor may work be performed thereafter until the Supervising Professional shall have again authorized the work to proceed.

Section 32 - Assignment

Neither party to the Contract shall assign the Contract without the written consent of the other. The Contractor may assign any monies due to it to a third party acceptable to the City.

Section 33 - Rights of Various Interests

Whenever work being done by the City's forces or by other contractors is contiguous to work covered by this Contract, the respective rights of the various interests involved shall be established by the Supervising Professional, to secure the completion of the various portions of the work in general harmony.

The Contractor is responsible to coordinate all aspects of the work, including coordination of, and with, utility companies and other contractors whose work impacts this project.

Section 34 - Subcontracts

The Contractor shall not award any work to any subcontractor without prior written approval of the City. The approval will not be given until the Contractor submits to the City a written statement concerning the proposed award to the subcontractor. The statement shall contain all information the City may require.

The Contractor shall be as fully responsible to the City for the acts and omissions of its subcontractors, and of persons either directly or indirectly employed by them, as it is for the acts and omissions of persons directly employed by it.

The Contractor shall cause appropriate provisions to be inserted in all subcontracts relative to the work to bind subcontractors to the Contractor by the terms of the General Conditions and all other contract documents applicable to the work of the subcontractors and to give the Contractor the same power to terminate any subcontract that the City may exercise over the Contractor under any provision of the contract documents.

Nothing contained in the contract documents shall create any contractual relation between any subcontractor and the City.

Section 35 - Supervising Professional's Status

The Supervising Professional has the right to inspect any or all work. The Supervising Professional has authority to stop the work whenever stoppage may be appropriate to insure the proper execution of the Contract. The Supervising Professional has the authority to reject all work and materials which do not conform to the Contract and to decide questions which arise in the execution of the work.

The Supervising Professional shall make all measurements and determinations of quantities. Those measurements and determinations are final and conclusive between the parties.

Section 36 - Supervising Professional's Decisions

The Supervising Professional shall, within a reasonable time after their presentation to the Supervising Professional, make decisions in writing on all claims of the City or the Contractor and on all other matters relating to the execution and progress of the work or the interpretation of the contract documents.

Section 37 - Storing Materials and Supplies

Materials and supplies may be stored at the site of the work at locations agreeable to the City unless specific exception is listed elsewhere in these documents. Ample way for foot traffic and drainage must be provided, and gutters must, at all times, be kept free from obstruction. Traffic on streets shall be interfered with as little as possible. The Contractor may not enter or occupy with agents, employees, tools, or material any private property without first obtaining written permission from its owner. A copy of the permission shall be furnished to the Supervising Professional.

Section 38 - Lands for Work

The Contractor shall provide, at its own expense and without liability to the City, any additional land and access that may be required for temporary construction facilities or for storage of materials.

Section 39 - Cleaning Up

The Contractor shall, as directed by the Supervising Professional, remove at its own expense from the City's property and from all public and private property all temporary structures, rubbish and waste materials resulting from its operations unless otherwise specifically approved, in writing, by the Supervising Professional.

Section 40 - Salvage

The Supervising Professional may designate for salvage any materials from existing structures or underground services. Materials so designated remain City property and shall be transported or stored at a location as the Supervising Professional may direct.

Section 41 - Night, Saturday or Sunday Work

No night or Sunday work (without prior written City approval) will be permitted except in the case of an emergency and then only to the extent absolutely necessary. The City may allow night work which, in the opinion of the Supervising Professional, can be satisfactorily performed at night. Night work is any work between 8:00 p.m. and 7:00 a.m. No Saturday work will be permitted unless the Contractor gives the Supervising Professional at least 48 hours but not more than 5 days notice of the Contractor's intention to work the upcoming Saturday.

Section 42 - Sales Taxes

Under State law the City is exempt from the assessment of State Sales Tax on its direct purchases. Contractors who acquire materials, equipment, supplies, etc. for incorporation in City projects are not likewise exempt. State Law shall prevail. The Bidder shall familiarize itself with the State Law and prepare its Bid accordingly. No extra payment will be allowed under this Contract for failure of the Contractor to make proper allowance in this bid for taxes it must pay.

Section 43

CONTRACTOR'S DECLARATION

I hereby declare that I have not, during the period _____, 20____, to _____, 20____, performed any work, furnished any materials, sustained any loss, damage or delay, or otherwise done anything in addition to the regular items (or executed change orders) set forth in the Contract titled _____, for which I shall ask, demand, sue for, or claim compensation or extension of time from the City, except as I hereby make claim for additional compensation or extension of time as set forth on the attached itemized statement. I further declare that I have paid all payroll obligations related to this Contract that have become due during the above period and that all invoices related to this Contract received more than 30 days prior to this declaration have been paid in full except as listed below.

There is/is not (Contractor please circle one and strike one as appropriate) an itemized statement attached regarding a request for additional compensation or extension of time.

Contractor

Date

By _____
(Signature)

Its _____
(Title of Office)

Past due invoices, if any, are listed below.

STANDARD SPECIFICATIONS

All work under this contract shall be performed in accordance with the Public Services Department Standard Specifications in effect at the date of availability of the contract documents stipulated in the Bid. All work under this Contract which is not included in these Standard Specifications, or which is performed using modifications to these Standard Specifications, shall be performed in accordance with the Detailed Specifications included in these contract documents.

Standard Specifications are available online:

<http://www.a2gov.org/departments/engineering/Pages/Engineering-and-Contractor-Resources.aspx>

DETAILED SPECIFICATIONS

MAINTAINING TRAFFIC AND CONSTRUCTION SEQUENCING 103A

**CITY OF ANN ARBOR
DETAILED SPECIFICATION
FOR
MAINTAINING TRAFFIC
AND
CONSTRUCTION SEQUENCING**

WT:VCM

1 of 8

11/06/18

General.- Traffic shall be maintained in accordance with Sections 104.11, 810, 811, 812, 919, and 920 of the Michigan Department of Transportation (MDOT), 2012 Standard Specifications for Construction and in accordance with the 2011 edition of the Michigan Manual of Uniform Traffic Control Devices (MMUTCD) as amended, except as herein provided.

The Contractor shall furnish, erect, maintain and upon completion of the work remove all traffic control devices and warning lights within the project and around the perimeter of the project for the safety and protection of through and local traffic. This includes, but is not limited to; advance, regulatory, and warning signs; barricades and channeling devices at intersecting streets on which traffic is to be maintained; barricades at the ends of the project and at right-of-way lines of intersecting streets, and moving traffic control devices for construction operations.

Materials.- The materials and equipment shall meet the requirements specified in the sections designated of the MDOT 2012 Standard Specifications for Construction and all Special Provisions contained in these Contract Documents.

Cold Patching Material shall meet the requirements of the City of Ann Arbor Standard Specifications for Construction and as approved by the Engineer.

Permits.- Prior to the start of construction, the Contractor shall obtain a "Right-of-Way" Permit from City of Ann Arbor Planning and Development Services and a "Lane Closure" Permit from City of Ann Arbor Project Management Services Unit. The fees for these permits will be waived. The lane closure permit must be obtained at least 48 hours in advance of any proposed street or lane closing.

Work Restrictions.-

All tree removals and clearing must be performed between October 1st and March 31st to comply with environmental restrictions.

Construction Influence Area (CIA).- The CIA shall include the area within the Right-of-way of Riverview Drive, Dover Place, and Huntington Drive. The CIA shall also include the affected portions of the driveways along, and contiguous with these roadways that contain advance warning and/or regulatory signs, pavement markings, plastic drums, traffic delineators, and all other project related traffic maintenance items.

MAINTAINING TRAFFIC AND CONSTRUCTION SEQUENCING 103A

**CITY OF ANN ARBOR
DETAILED SPECIFICATION
FOR
MAINTAINING TRAFFIC
AND
CONSTRUCTION SEQUENCING**

WT:VCM

2 of 8

11/06/18

In addition, the CIA shall include the rights-of-way of all roadway segments used for detours and all locations where the Contractor's traffic control devices, pavement markings and signs are used. The CIA shall also include those portions of private property outside of the roadway Rights-of-way as shown in the plans within the "Water Main Easement" areas.

Police and Fire.- The Contractor shall notify local police, fire departments and emergency response units a minimum of three business days (72 hours) prior to the closure of any roads, or traffic shifts causing restricted movements of traffic or restricted access.

Work Performed by City of Ann Arbor Signs and Signals Unit.-

No additional or extra compensation will be paid for any delays caused by City of Ann Arbor Signs and Signals.

Signal Modifications

No signal modifications are anticipated for this construction.

Sign Reinstallation

As necessary during construction, the Contractor shall be responsible for logging the legend and location of any signs that:

1. Must be removed to facilitate the construction process;
2. Are to be permanently removed, or;
3. Are to be permanently relocated.

City of Ann Arbor Signs and Signals will remove and store the signs. After construction is complete, but before opening any roadway to traffic, Signs and Signals will reinstall all signs in their proper, permanent location. To coordinate sign removal and installation/reinstallation, the Contractor shall notify the Signs and Signals Unit at least five (5) working days (Monday-Friday) in advance of when the sign work will need to be completed. It is the responsibility of the Contractor to ensure that City of Ann Arbor Signs and Signals Unit is scheduled, kept apprised of the progress of construction, and notified a second time immediately (4 working hours) prior to the need to complete the sign work.

MAINTAINING TRAFFIC AND CONSTRUCTION SEQUENCING 103A

**CITY OF ANN ARBOR
DETAILED SPECIFICATION
FOR
MAINTAINING TRAFFIC
AND
CONSTRUCTION SEQUENCING**

WT:VCM

3 of 8

11/06/18

The removal and installation/reinstallation of all signs shall be completed by the City of Ann Arbor Signs and Signals Unit.

Maintenance of Traffic, General.- Unless otherwise indicated on the drawings, residential side streets shall not be closed to through traffic except during construction operations of short duration and only with written approval of the Engineer.

The Contractor shall maintain at least one lane of through traffic along each street during the course of the Project's construction during non-working hours.

In order to facilitate the installation of the proposed underground utilities and safely maintain traffic, the Contractor shall be allowed to work to install the underground utilities uninterrupted. However, once every thirty minutes (at the top and bottom of each working hour) the Contractor shall clear his equipment and trucks from the remaining lane of Riverview Drive for 5 minutes to allow local traffic to pass. The Contractor shall then resume working until the next clearance interval occurs.

Mailboxes requiring relocation due to construction shall be removed and reset immediately by the Contractor in a temporary location approved by the Engineer and meeting the requirements of the United States Postal Service. This work shall be included in the contract pay item "General Conditions, Max. ____".

The Contractor shall not obstruct the traffic lanes in any manner from 7:00 to 9:00 a.m. and from 3:30 to 6:00 p.m. along Geddes Avenue. At other times the temporary obstruction of traffic for loading and unloading of trucks will be permitted if the Contractor provides traffic regulators (flag persons) in conformance with Part VI of the MMUTCD.

The Contractor shall coordinate his operations with all Utilities, Contractors and/or sub-Contractors performing work on this and other projects within, or adjacent to, the Construction Influence Area (CIA).

Maintenance.- A minimum of one (1) driveway shall be maintained at all times to all residences and businesses. Walks, driveways, and entrances to houses shall not be blocked. Vehicular and pedestrian access shall be maintained to all properties.

MAINTAINING TRAFFIC AND CONSTRUCTION SEQUENCING 103A

**CITY OF ANN ARBOR
DETAILED SPECIFICATION
FOR
MAINTAINING TRAFFIC
AND
CONSTRUCTION SEQUENCING**

WT:VCM

4 of 8

11/06/18

Exploratory Excavations, utility crossings, and all other openings created by the Work over which vehicular traffic will be maintained shall receive a minimum cover of 3 inches of Cold-Patching material that is thoroughly compacted in place.

Signs and Pavement Markings.- When lane closures are in place, the Contractor shall completely cover all conflicting warning, regulatory and guide signs in accordance with Section 812.03.D.2 of the Standard Specifications for Construction, 2012 edition, and all applicable details therein.

Sequence of Construction.- This special provision does not detail all the project work. It is intended to indicate major project requirements and assist the Contractor in developing, for the review and approval of the Engineer, the Progress Schedule for the project.

The Contractor shall notify the Engineer a minimum of 5 working days prior to the implementation of any detours, road closures, bridge closures, ramp or lane closures, and major traffic shifts. The Contractor shall also notify City of Ann Arbor Signs and Signals regarding signal work as specified in the section entitled "Work Performed by City of Ann Arbor Signs and Signals Unit."

Stage 1 – Riverview Drive Sanitary Sewer Installation. The following major work tasks are included in Stage 1:

1. Initiate rolling closure for northbound lane. Implement the traffic control as shown on the project plans for this stage of the construction. Coordinate with the City of Ann Arbor Signs and Signals Unit as needed.
2. Install all needed soil erosion and sedimentation control measures. The Contractor shall install only those devices necessary to perform the work of this particular stage or to meet the appropriate Federal, State, or Local regulations.
3. Remove only HMA surface necessary to facilitate sanitary sewer construction.
- 4a. Install sanitary sewer, test and accept.

MAINTAINING TRAFFIC AND CONSTRUCTION SEQUENCING 103A

**CITY OF ANN ARBOR
DETAILED SPECIFICATION
FOR
MAINTAINING TRAFFIC
AND
CONSTRUCTION SEQUENCING**

WT:VCM

5 of 8

11/06/18

- 4b. In conjunction with the installation of the Sanitary Sewer, remove and replace storm sewer at sanitary sewer crossings as identified on the plans as they are encountered to facilitate the proposed construction.
5. Install all “short” sanitary leads to the east ROW line in conjunction with the mainline Sanitary Sewer installation.
6. Partially install “long” sanitary leads to the west to centerline of road, or install entire lead to west ROW line. The Contractor is to maintain traffic as outlined in the Contract Documents. The trench shall be backfilled and compacted to asphalt surface and maintained.
7. Install maintenance aggregate and compact for maintenance of traffic purposes.
8. Grade and maintain gravel surface as directed by Engineer to maintain continuous vehicular access along Riverview Drive.
9. Reasonable access to all side streets and driveways shall be maintained at all times. The Contractor is to coordinate construction in front of driveways, and the actual driveway construction (where applicable), with affected property owners as detailed elsewhere herein.

Stage 2 – Riverview Drive/Huntington Place Water Main Installation. The following major work tasks are included in Stage 2:

1. Initiate rolling closure for southbound lane. Implement the traffic control as shown on the project plans for this stage of the construction. Coordinate with the City of Ann Arbor Signs and Signals Unit as needed.
2. Install all needed soil erosion and sedimentation control measures. The Contractor shall install only those devices necessary to perform the work of this particular stage or to meet the appropriate Federal, State, or Local regulations.
3. Remove only HMA surface necessary to complete sanitary sewer lead construction.

MAINTAINING TRAFFIC AND CONSTRUCTION SEQUENCING 103A

**CITY OF ANN ARBOR
DETAILED SPECIFICATION
FOR
MAINTAINING TRAFFIC
AND
CONSTRUCTION SEQUENCING**

WT:VCM

6 of 8

11/06/18

4. Finish installing “long” sanitary leads from centerline to west ROW if lead installed in segments.
5. Remove only HMA surface necessary to facilitate water main construction.
6. Install Riverview Drive/Huntington Place water main, test, accept, connect to system.
7. Install Dover Place water main, test, accept, connect to system and install leads. The Contractor shall provide reasonable access for vehicles and pedestrians to all residences at all times during construction.
8. Install water main to east to connect to Geddes Ridge Avenue system, test, accept, connect to system and install leads. The Contractor shall provide reasonable access for vehicles and pedestrians to all residences at all times during construction.
9. Install water services. The Contractor is to maintain traffic at all times. The lead trench shall be backfilled and compacted to asphalt surface and maintained.
10. Reasonable access to all side streets and driveways shall be maintained at all times. The Contractor is to coordinate construction in front of driveways, and the actual driveway construction (where applicable), with affected property owners as detailed elsewhere herein.

Stage 3 – Riverview Drive Pavement Installation. The following major work tasks are included in Stage 3:

1. Remove any remaining HMA surface within the construction limits.
2. A minimum of one lane of traffic shall remain open at all times.
3. Grade each side of roadway, lower and plate utility structures as necessary.
4. The Engineer will assess the condition of the asphalt curb prior to paving. Remove and replace curb as determined by the Engineer.

MAINTAINING TRAFFIC AND CONSTRUCTION SEQUENCING 103A

**CITY OF ANN ARBOR
DETAILED SPECIFICATION
FOR
MAINTAINING TRAFFIC
AND
CONSTRUCTION SEQUENCING**

WT:VCM

7 of 8

11/06/18

5. Place and compact aggregate base course.
6. Fine grade aggregate base course.
7. Place HMA base course.
8. Construction of bituminous base course. Place HMA material as shown on the plans and as directed by the Engineer. Provide the needed traffic control devices to perform this work and maintain traffic as approved by the Engineer.
9. Completion of restoration and all other construction activities, except as indicated in the following line item.
10. Construction of the bituminous wearing course:
 - a. Immediately prior to paving the wearing course, adjust structure covers.
 - b. Place bituminous wearing course. Provide the needed traffic control devices to perform this work and maintain traffic as approved by the Engineer.
 - c. Place any required pavement markings.

Bituminous Paving.- The Contractor shall perform the work of this Contract while maintaining traffic in accordance Contract Documents as specified herein. No traffic shall be allowed on newly placed asphalt surfaces until rolling has been satisfactorily completed and the surface has cooled sufficiently to prevent damage from traffic. This is to be accomplished by traffic regulators (flag persons) and by relocating traffic control devices to prevent traffic from entering the work area until such time that traffic can be safely maintained without damaging the new construction. The Contractor shall provide traffic regulators in sufficient number to maintain traffic as described herein, and to keep traffic off sections being surfaced, and provide for safe travel at all times as directed by the Engineer.

Each pressure distributor, paver and roller shall be equipped with at least one approved flasher light which shall be mounted on the equipment so as to give a warning signal ahead and behind.

The paving of the top course shall be conducted under traffic by utilizing traffic regulators (flag persons), channelizing devices and signs in accordance with Part VI of the current edition of the Michigan Manual of Uniform Traffic Control devices

MAINTAINING TRAFFIC AND CONSTRUCTION SEQUENCING 103A

**CITY OF ANN ARBOR
DETAILED SPECIFICATION
FOR
MAINTAINING TRAFFIC
AND
CONSTRUCTION SEQUENCING**

WT:VCM

8 of 8

11/06/18

(MMUTCD) as amended. The installation and removal of minor traffic control devices needed for the maintenance of traffic during the paving of final wearing course and the furnishing of traffic regulators shall be paid as "Minor Traf Devices" and "Traffic Regulator Control" as appropriate.

Measurement and Payment.- The estimated quantities for maintaining traffic is based on the maintenance of traffic plans. Any additional signing, traffic control devices, pavement markings, or the like required to expedite the construction, beyond that which is specified, shall be at the Contractor's sole expense.

The completed work as measured shall be paid at the contract unit price for the following contract pay items:

Contract Pay Item

Pay Unit

Exploratory Excavation, Special..... Each

The lump sum price for "Exploratory Excavation, Special" shall include all labor, material and equipment necessary to complete the investigative excavations, including furnishing and placement of trench backfill materials; compaction of the backfill materials to the required density; furnishing, placement and maintenance of Cold-Patch materials; and all other work required for the proper completion of the work as specified herein.

CERTIFIED PAYROLL COMPLIANCE AND REPORTING 104

**CITY OF ANN ARBOR
DETAILED SPECIFICATION
FOR
CERTIFIED PAYROLL COMPLIANCE AND REPORTING**

AA:MGN

1 of 2

11/06/18

a. Description.- This specification covers all administrative requirements, payroll reporting procedures to be followed by Contractors performing work on City-sponsored public improvements projects, and all other miscellaneous and incidental costs associated with complying with the applicable sections of the City of Ann Arbor Code of Ordinances with regard to payment of prevailing wages and its Prevailing Wage Compliance policy.

This specification is **not** intended to include the actual labor costs associated with the payment of prevailing wages as required. Those costs should be properly incorporated in all other items of work bid.

b. General.- The Contractor is expected to comply with all applicable sections of Federal and State prevailing wage laws, duly promulgated regulations, the City of Ann Arbor Code of Ordinances, and its Prevailing Wage Compliance Policy as defined within the contract documents. The Contractor shall provide the required certified payrolls, city-required declarations, and reports requested elsewhere in the contract documents within the timeline(s) stipulated therein.

The Contractor shall also provide corrected copies of any submitted documents that are found to contain errors, omissions, inconsistencies, or other defects that render the report invalid. The corrected copies shall be provided when requested by the Supervising Professional.

The Contractor shall also attend any required meetings as needed to fully discuss and ensure compliance with the contract requirements regarding prevailing wage compliance. The Contractor shall require all employees engaged in on-site work to participate in, provide the requested information to the extent practicable, and cooperate in the interview process. The City of Ann Arbor will provided the needed language interpreters in order to perform wage rate interviews or other field investigations as needed.

Certified Payrolls may be submitted on City-provided forms or forms used by the Contractor, as long as the Contractor's forms contain all required payroll information. If the Contractor elects to provide their own forms, the forms shall be approved by the Supervising Professional prior to the beginning of on-site work.

CITY OF ANN ARBOR
DETAILED SPECIFICATION
FOR
CERTIFIED PAYROLL COMPLIANCE AND REPORTING

AA:MGN

2 of 2

11/06/18

c. Unbalanced Bidding.- The City of Ann Arbor will examine the submitted cost for this item of work prior to contract award. If the City determines, in its sole discretion, that the costs bid by the Contractor for complying with the contract requirements are not reasonable, accurately reported, or may contain discrepancies, the City reserves the right to request additional documentation that fully supports and justifies the price as bid. Should the submitted information not be determined to be reasonable or justify the costs, the City reserves the right to pursue award of the contract to the second low bidder without penalty or prejudice to any other remedies that it may have or may elect to exercise with respect to the original low-bidder.

The Contract Completion date will not be extended as a result of the City’s investigation of the as-bid amount for this item of work, even if the anticipated contract award date must be adjusted. The only exception will be if the Contractor adequately demonstrates that their costs were appropriate and justifiable. If so, the City will adjust the contract completion date by the number of calendar days commensurate with the length of the investigation, if the published Notice to Proceed date of the work cannot be met. The contract unit prices for all other items of work will not be adjusted regardless of an adjustment of the contract completion date being made.

d. Measurement and Payment.- The completed work as measured for this item of work will be paid for at the Contract Unit Price for the following Contract (Pay) Item:

<u>Contract Item (Pay Item)</u>	<u>Pay Unit</u>
Certified Payroll Compliance and Reporting	Lump Sum

The unit price for this item of work shall include all supervisory, accounting, administrative, and equipment costs needed to monitor and perform all work related to maintaining compliance with the tasks specified in this Detailed Specification, the City of Ann Arbor Code of Ordinances, its Prevailing Wage Compliance policy and the applicable Federal and State laws.

Payment for this work will be made with each progress payment, on a pro-rata basis, based on the percentage of construction completed. When all of the work of this contract has been completed, the measurement of this item shall be 1.0 times the Lump Sum bid amount. This amount will not be increased for any reason, including extensions of time, extra work, and/or adjustments to existing items of work.

CITY OF ANN ARBOR
DETAILED SPECIFICATION
FOR
GENERAL CONDITIONS, MAX. \$ _____

WT:VCM

1 of 4

02/15/18

a. **Description.**- This work shall consist of performing all needed preparatory work and operations needed to begin the work of the project. All elements of this item of work are to be performed in accordance with the City of Ann Arbor Standard Specifications for Construction (current edition), as shown on the plans, and as directed by the Engineer.

b. **Materials.**- None specified.

c. **Methods of Construction.**- This item shall include all work described and required by the Plans and Specifications for which no item of work is listed in the Bid Form, including but not limited to:

- Scheduling and organization of all work, subcontractors, suppliers, material testing, inspection, and construction surveying and staking;
- Coordination of, and cooperation with, other contractors, agencies, departments, and utilities;
- Coordination with City forces to stockpile and load used castings on City vehicles;
- Protection and maintenance of all existing utilities, including support, protection, capping, repair, replacement, connection or re-connection of existing pipes, and utilities damaged by the Contractor's operations;
- Maintaining and removing all soil erosion and sedimentation controls (as specified herein or as shown on project plans) for which no pay item exists;
- Maintaining the site, and all areas within the Construction Influence Area, in a well-graded and drained state at all times during the course of the project. De-watering and drainage of all excavations as required to maintain a stable, open hole;
- The continuous maintenance of the temporary road surface within the Construction Influence Area throughout the duration of the construction. This includes any needed grading to maintain the surface in a smooth condition free of potholes, ruts, bumps, or other objectionable conditions.
- Temporary sheeting, bracing, and shoring of excavations in accordance with the applicable MIOSHA Standards;

CITY OF ANN ARBOR
DETAILED SPECIFICATION
FOR
GENERAL CONDITIONS, MAX. \$ _____

WT:VCM

2 of 4

02/15/18

- Maintaining driveway openings, sidewalks, bike paths, mail deliveries, and solid waste/recycle pick-ups. This includes the placement and maintenance of maintenance aggregate in driveway openings and across sidewalk ramps all as needed and as directed by the Engineer;
- Using quantities of dust palliative, maintenance aggregate, and hot patching mixture for use as temporary base, surfacing, and dust control at utility crossings, side roads and driveways;
- Storing all materials and equipment off lawn areas;
- Temporary removal/re-location, storage, and re-installation/re-setting of existing street name, guide, and regulatory signs, mailboxes, newspaper tubes, etc. which conflict with the proposed construction;
- Site clean-up on a daily basis during the course of the project's construction;
- Coordination efforts to furnish the various required HMA mixtures as directed by the Engineer;
- Coordination efforts to furnish and operate various-size vehicles/equipment as directed by the Engineer
- Furnishing and operating vacuum-type street cleaning equipment a minimum of once per week, or more frequently, if directed by the Engineer;
- Furnishing and operating vacuum-type utility structure cleaning equipment,
- Furnishing and operating both vibratory plate and pneumatic-type ("pogo-stick") compactors;
- Furnishing and operating a backhoe during all work activities;
- Furnishing and operating a jackhammer and air compressor during all work activities;
- Noise and dust control in accordance with the applicable City of Ann Arbor Ordinances;
- Mobilization(s) and demobilization(s) of all needed materials, equipment, and personnel;

CITY OF ANN ARBOR
DETAILED SPECIFICATION
FOR
GENERAL CONDITIONS, MAX. \$ _____

WT:VCM

3 of 4

02/15/18

- Furnishing of all required shop drawings, informational submittals, and material certifications for all needed materials and supplies incorporated into the project;
- The proper off-site disposal of all excavated materials and debris;
- Removal of shrubs, brush, and trees less than 6" diameter (DBH) as shown on the plan sheets or as directed by Engineer;
- Trimming of trees and brush to accommodate intersection sight distance as shown on plans;
- Fencing to protect excavation over 1' in depth during non-work hours. The fencing must be a minimum of 36" high, be constructed of orange HDPE material, and reasonably secured to prevent unwanted access;
- All miscellaneous and incidental items such as overhead, insurance, and permits; and,
- Meeting all requirements relating to Debarment Certification, Davis Bacon Act, and Disadvantaged Business Enterprise, and providing the necessary documentation.

d. **Measurement and Payment.**- This item of work will be paid for on a pro-rata basis at the time of each progress payment. Measurement will be based on the ratio between work completed during the payment period and the total contract amount. When all of the work of this Contract has been completed, the measurement of this item shall be 1.0 Lump Sum, minus any deductions incurred for inadequate performance. This amount will not be increased for any reason, including extensions of time, extras, and/or additional work.

The completed work as measured for this item of work will be paid for at the contract unit price for the following contract item (pay item):

<u>Contract Item (Pay Item)</u>	<u>Pay Unit</u>
General Conditions, Max. \$ _____	Lump Sum

**CITY OF ANN ARBOR
DETAILED SPECIFICATION
FOR
GENERAL CONDITIONS, MAX. \$ _____**

WT:VCM

4 of 4

02/15/18

The unit price for this item of work shall include all labor, material, and equipment costs to perform all the work specified in the City of Ann Arbor Standard Specifications for Construction and as modified by this Detailed Specification.

**SEWER, ANY SIZE OR DEPTH, REM 203C
STRUCTURE, ANY SIZE OR DEPTH, REM 203C**

**CITY OF ANN ARBOR
DETAILED SPECIFICATION
FOR
SEWER, ANY SIZE OR DEPTH, REM
DR STRUCTURE, ANY SIZE OR DEPTH, REM**

WT:VCM

1 of 2

02/15/18

a. Description.- This work shall consist of furnishing all labor, tools, equipment, and material to remove, and dispose of off-site, sewers, and/or drainage structures, in accordance with Section 203 of the 2012 Michigan Department of Transportation Standard Specifications for Construction, and as specified herein.

b. Materials.-

Granular Material, Class II.....Section 902

c. Construction Methods.- Sewers, manholes, and drainage structures shall be removed, and disposed of off-site, in such a manner as not to damage any new work, or work or material which is to remain in-place. The hole or trench resulting from the removal of the manhole, sewer, or drainage structure shall be backfilled with Granular Material, Class II, in maximum lifts of 12 inches, and be compacted to 95% of its maximum unit weight, if located within the public rights-of-way, railroad rights-of-way, or within the influence paved surfaces or structures. Otherwise, backfill shall be Engineer approved native material, compacted to 90% of its maximum unit weight, in lifts of 12 inches or less, unless otherwise noted on the plans. The resulting hole left in a structure from a sewer to be removed shall be bulkheaded with bricks and mortar to provide a watertight seal and constructed such that the remaining flow in the manhole is not impeded.

As directed by the Engineer and within two days of their removal, the Contractor shall stockpile on-site, in a location that is mutually agreeable to the Engineer and Contractor, the existing structure covers. The City of Ann Arbor's forces will pick-up the structure covers at a time that is convenient to them and mutually agreeable to the Contractor. The Contractor shall provide the equipment and manpower to load the castings on the City's vehicle(s) so that they can be removed from the site by the City.

SEWER, ANY SIZE OR DEPTH, REM 203C
STRUCTURE, ANY SIZE OR DEPTH, REM 203C

CITY OF ANN ARBOR
DETAILED SPECIFICATION
FOR
SEWER, ANY SIZE OR DEPTH, REM
DR STRUCTURE, ANY SIZE OR DEPTH, REM

WT:VCM

2 of 2

02/15/18

d. Measurement and Payment.- The completed work shall be paid for at the Contract Unit Price for the following Contract Items:

<u>Contract Item (Pay Item)</u>	<u>Pay Unit</u>
Sewer, Any Size or Depth, Rem.....	Foot
Dr Structure, Any Size or Depth, Rem.....	Each

Payment for the above items shall include all labor, material and equipment to complete the work of removing sewers and drainage structures of any size or depth as detailed herein.

CITY OF ANN ARBOR
SPECIAL PROVISION
FOR
MACHINE GRADING, MODIFIED

WT:VCM

1 of 9

11/06/18

a. Description.- The pay item “Machine Grading, Modified, ___” shall be completed in accordance with Section 205 of the Michigan Department of Transportation 2012 Standard Specifications for Construction (MDOT 2012 SSC) and shall include all work indicated in the MDOT 2012 SSC, shown on the plans, and as specified herein, with the exception that “Subgrade Undercutting, Type __,” and “Subgrade Manipulation,” shall be paid for separately when separate pay items for the respective items are included in the proposal. “Machine Grading, Modified, ___” shall include all the work specified herein for which there is no separate pay item.

The following abbreviated table of contents for Section 205 (Roadway Earthwork) of the MDOT 2012 SSC is provided for reference. It is not a complete table of contents for all Section 205 work required to complete the project.

<u>Section / Title</u>	<u>Page</u>
205.01 Description	127
205.02 Materials	127
205.03 Construction.....	128
A. Preparing Roadway Foundation	128
1. Removing and Salvaging Topsoil	128
B. Rock Excavation	129
E. Subgrade Undercutting	130
F. Subgrade Manipulation.....	131
G. Earth Excavation.....	131
H. Roadway Embankment	132
1. Placing and Compacting Embankment.....	134
205.04 Measurement and Payment	140

b. Soils Information.- Soil information provided as part of the contract documents is for informational purposes only and shall not relieve the Contractor of the responsibility of investigating all local conditions before bidding.

c. Materials.- All materials and mixtures shall meet the requirements as specified in Section 205 of the MDOT 2012 Standard Specifications for Construction, except as specified herein.

CITY OF ANN ARBOR
SPECIAL PROVISION
FOR
MACHINE GRADING, MODIFIED

WT:VCM

2 of 9

11/06/18

d. General Provisions.- The Contractor shall:

1. Maintain access to all drive entrances at all times.
2. Maintain pick-up access for garbage and recycle vehicles at all times.
3. Maintain access to all mail boxes for users and the U.S. Postal Service at all times. The Engineer may direct the temporary relocation of mail boxes. The Contractor may propose the temporary relocation of mail boxes, subject to the approval of the Engineer. In either case, the temporary relocation of mail boxes will not be paid for separately.
4. Grade around mailboxes, trees, light poles, power poles, and the like, which are to remain in place. The Contractor shall be responsible for any damage caused to such structures.
5. Coordinate all work with utility companies and others that need to complete work within the project limits.
6. Maintain the work in a finished condition until it is accepted by the Engineer.

e. Pavement Sawcutting.- The work shall include the full-depth saw-cutting of pavement at the construction limits, and elsewhere as required, if not paid for as part of another item of work. Pavement sawcutting will not be paid for separately.

f. Removal of Trees and Vegetation.- The Contractor shall remove and properly dispose of off-site all vegetation; brush; roots; and trees and stumps less than 6 inch in diameter, as shown on the plans, and as directed by the Engineer as required to complete the project.

g. Removal and Salvaging of Topsoil.- The removal, salvaging and stockpiling of topsoil, and all related work, shall be performed in accordance with Section 205.03.A.1 (Removing and Salvaging Topsoil) of the MDOT 2012 SSC.

h. Miscellaneous Removals.- The removal of bituminous, aggregate, and/or concrete materials from around manholes, structures, and utility covers, and the removal of bituminous curbing, bituminous driveway wedges, bituminous surface on existing curb and gutter, and bituminous surfaces around other miscellaneous unremoved areas shall be paid for as “Machine Grading, Modified, ___” and will not be paid for separately.

“Machine Grading, Modified, ___” includes the removal of any surface feature located within the grading limits which must be removed and for which there is no specific pay item established in the proposal for its removal.

CITY OF ANN ARBOR
SPECIAL PROVISION
FOR
MACHINE GRADING, MODIFIED

WT:VCM

3 of 9

11/06/18

i. Protection of the Grade.- The work shall be kept well drained at all times. Foundation, roadway embankment or subgrade that becomes damaged by rain shall be undercut and backfilled, or otherwise remedied, by the Contractor, at his/her sole expense, as directed by the Engineer.

The Contractor shall be responsible for the maintenance of the foundation, roadway embankment, and subgrade. Any damage caused, by traffic or the Contractor's operations, to the foundation, roadway embankment or subgrade, in the opinion of the Engineer, shall be remedied by the Contractor at his/her sole expense, as directed by the Engineer.

The Contractor shall not use rubber-tired equipment on the foundation, roadway embankment, or subgrade, when its use causes, in the opinion of the Engineer, unnecessary damage to the foundation, road embankment or subgrade. The Contractor shall conduct his/her operations and provide the necessary equipment to ensure the satisfactory completion of the work without damaging the foundation, roadway embankment or subgrade. This may require the transporting and movement of materials over additional distances.

At various times throughout the work, the Engineer may direct the Contractor to use smaller and/or lighter equipment, and to defer certain work tasks, in order to protect the grade and/or adjacent areas. The Contractor shall not be entitled to an extension of time or any additional compensation for the use of smaller equipment, lighter equipment, or work task deferral.

j. Protection of Utilities.- Utility lines may become exposed at, above, or below, the foundation or subgrade elevation during machine grading or subgrade undercutting operations. If this occurs, the Contractor shall excavate around, above and/or below the utility lines, as directed, to complete the machine grading or subgrade undercutting operations. Payment, at contract unit prices, for "Machine Grading, Modified ____" or "Subgrade Undercutting, Type __," whichever applies, will be considered as payment in full for this work.

k. Removal of Cable, Conduits and Pipe.- The Contractor shall remove, and properly dispose of off-site, all abandoned cables, conduit, and pipe encountered at, or above the bottom of any earthwork excavation or undercut. Where the inverts of abandoned, or to be abandoned or removed, conduits or pipe are less than 16 inches below the bottom of any earth excavation or undercut, the conduits and/or pipe shall be

CITY OF ANN ARBOR
SPECIAL PROVISION
FOR
MACHINE GRADING, MODIFIED

WT:VCM

4 of 9

11/06/18

removed and the resulting void filled with an Engineer approved material. The fill material shall be compacted to 95% of its maximum unit weight in lifts not exceeding 12 inches. No separate payment will be made for removal of conduit or pipe, or any of the work, described in this section.

I. Foundation Preparation.- Foundation is defined as the original earth grade upon which roadway embankment is placed. The foundation work shall be completed in accordance with Section 205.03.A (Preparing Roadway Foundation) of the MDOT 2012 SSC as shown on the plans, and as specified herein.

The foundation shall be compacted to 95% of its maximum unit weight, as measured by the AASHTO T-180 method, to a depth of at least 10 inches. If this cannot be achieved, in the opinion of the Engineer, he/she will direct the Contractor to perform "Subgrade Undercutting, Type ___" or "Subgrade Manipulation," as described herein, on the foundation.

m. Roadway Embankment Construction.- Roadway embankment is defined as the construction of earth on the prepared foundation to form the subgrade. Roadway embankment work shall be completed in accordance with Section 205.03 H (Roadway Embankment) of the MDOT 2012 SSC as shown on the plans, and as specified herein.

Roadway embankment shall be compacted to a minimum of 95% of its maximum unit weight, as measured by the AASHTO T-180 method.

n. Subgrade Construction.- Subgrade is defined as the final earth grade which extends from grading limit to grading limit. The subgrade shall be constructed by performing earth excavation and roadway embankment work in accordance with Section 205.03.G (Earth Excavation) and Section 205.03 H (Roadway Embankment) of the MDOT 2012 SSC, as shown on the plans, and as specified herein.

The subgrade shall be constructed to the contours and cross-sections shown on the plans, as specified herein, and as directed by the Engineer. To achieve this, the work shall include, but not be limited to:

1. Removal and disposal off-site of any surplus or unsuitable materials.
2. Furnishing from off-site any additional Engineer approved fill materials necessary.
3. Moving existing and/or furnished materials longitudinally and transversely as necessary.

CITY OF ANN ARBOR
SPECIAL PROVISION
FOR
MACHINE GRADING, MODIFIED

WT:VCM

5 of 9

11/06/18

4. Cutting, placing, compacting, and trimming existing and/or furnished materials to construct the roadway embankment and subgrade to the specified tolerances.
5. Stockpiling, and moving again, any cut materials which cannot be immediately placed upon excavation due to construction staging.

The subgrade shall be graded to accommodate all subbases and aggregate bases wherever used, all bioswale and adjacent planting beds, all roadway pavements, curb and gutter, driveways, sidewalks, bicycle paths, other similar structures, bioswale planting mix, topsoil and any other features which the subgrade supports.

The subgrade shall be prepared so as to ensure uniform support for the pavement structure. The finished subgrade shall be placed to within 1 inch below and $\frac{3}{4}$ inch above plan grade. Variations within this tolerance shall be gradual.

The subgrade shall be compacted to a minimum of 95% of its maximum unit weight, as measured by the AASHTO T-180 method, to a depth of 10 inches. If this cannot be achieved, in the opinion of the Engineer, he/she will direct the Contractor to perform "Subgrade Undercutting, Type ___" or "Subgrade Manipulation" as described herein.

The Contractor shall use equipment and methods of construction best suited, in the opinion of the Engineer, to the earthwork operations being performed and the project requirements. The use of various equipment and methods of construction are subject to the approval of the Engineer. The Engineer may disallow the use of certain equipment and methods of construction and require the use of other equipment and/or methods of construction. No additional compensation or extensions of contract time will be allowed for additional measures that are required for the protection of the grade as specified herein.

All requirements of this special provision with regard to protection of the subgrade shall remain in full force if it is necessary to remove a sand subbase layer of insufficient thickness.

p. Test Rolling.- The Contractor shall test-roll the foundation and/or subgrade with a pneumatic tired roller with a suitable body for ballast loading and a gross load capacity that can be varied from 25 and 40 tons. In lieu of this test roller, with the approval of the Engineer, the Contractor may use a fully loaded single axle or tandem axle dump truck.

CITY OF ANN ARBOR
SPECIAL PROVISION
FOR
MACHINE GRADING, MODIFIED

WT:VCM

6 of 9

11/06/18

q. Subgrade Undercutting.- “Subgrade Undercutting, Type ___” shall be performed on the foundation or subgrade in accordance with Section 205.03.E (Subgrade Undercutting) of the MDOT 2012 SSC, as shown on the plans, as specified herein, and as directed by the Engineer.

r. Subgrade Manipulation.- “Subgrade Manipulation” shall be performed on the foundation or subgrade in accordance with Section 205.03.F (Subgrade Manipulation) of the MDOT 2012 SSC, as shown on the plans, as specified herein, and as directed by the Engineer.

Where subgrade manipulation is required, the foundation or subgrade shall be thoroughly scarified, blended, and mixed to a depth of 12 inches. The work shall be accomplished by means of a large diameter disc, motor grader, or other equipment approved by the Engineer. After the foundation or subgrade has been manipulated to the satisfaction of the Engineer and allowed to dry, the soil shall be compacted to 95% of its maximum dry density as measured by the AASHTO T-180 method. The time required for drying the soil will not be a basis for an extension of time.

The cost of Subgrade Manipulation shall be included in the cost of “Machine Grading, Modified, ___,” unless a pay item for “Subgrade Manipulation” is included in the Proposal.

s. Rock Excavation.- Rock excavation shall be performed in accordance with Section 205.03.B (Rock Excavation) of the MDOT 2012 SSC, as shown on the plans, and as directed by the Engineer.

The pay item “Rock Excavation” will apply only to boulders over ½ cubic yard in volume. Boulders will be measured individually and the volume computed from the average dimension measured in three directions. The removal of rocks, concrete and masonry less than ½ cubic yard in volume shall not be included in the pay item “Rock Excavation,” but shall be included in the pay item “Machine Grading, Modified, ___.”

If the proposal does not include a pay item for “Rock Excavation,” rocks measuring over ½ cubic yard in volume shall be paid for as extra work.

t. Lowering Structures.- Prior to cutting the subgrade, the Contractor shall remove structure covers, lower the structures to a point between 8 inches and 12 inches below the proposed subgrade, and cover the structures with a steel plate. Structures shall not be raised prior to placing roadway embankment.

CITY OF ANN ARBOR
SPECIAL PROVISION
FOR
MACHINE GRADING, MODIFIED

WT:VCM

7 of 9

11/06/18

The steel plates for covering structure openings shall conform to the plan detail, be pegged and properly placed to prevent their movement under all traffic, be thick enough to carry all traffic, and prevent the infiltration of debris into the structures.

The Contractor shall lower valve boxes to a point between 8 inches and 12 inches below the proposed subgrade. Valve boxes shall not be raised prior to placing roadway embankment.

The void in the grade above the steel plates used for structure lowerings and valve box lowerings shall be backfilled, and compacted to 95% of its maximum dry density, with an Engineer approved coarse aggregate.

“Machine Grading, Modified ___” shall include all the work associated with lowering structures, including backfilling.

The Contractor shall coordinate the lowering of private utility structures with the private utility companies.

u. Structure Covers.- As directed by the Engineer and within two days of their removal, the Contractor shall stockpile on-site, in a location that is mutually agreeable to the Engineer and Contractor, the existing structure covers. The City of Ann Arbor’s forces will pick-up the structure covers at a time that is convenient to them and mutually agreeable to the Contractor. The Contractor shall provide the equipment and manpower to load the castings on the City’s vehicle(s) so that they can be removed from the site by the City.

v. Structure and Sewer Cleanliness.- All sewers, and structures, including manholes, gate wells, valve boxes, inlet structures and curbs shall be protected from damage and contamination by debris and construction materials. Structures shall be maintained clean of construction debris and properly covered at all times during the construction. The Contractor shall immediately clean any structures and/or sewers that become contaminated with construction debris. The Contractor shall be responsible for all direct and indirect damages which are caused by sewers or structures which have been made unclean or have been damaged by the Contractor.

w. Contractor’s Calculations.- The Contractor shall perform his/her own computations and is responsible to inspect the site to determine his/her own estimate of the quantities of work involved. Deviations between the existing contours and the

CITY OF ANN ARBOR
SPECIAL PROVISION
FOR
MACHINE GRADING, MODIFIED

WT:VCM

8 of 9

11/06/18

existing and proposed cross-sections shown on the plans shall not be cause for additional compensation.

x. Measurement and Payment.- The completed work as measured will be paid for at the contract unit price for the following contract items (pay items):

<u>Contract Item (Pay Item)</u>	<u>Pay Unit</u>
Subgrade Undercutting, Type II.....	Cubic Yard
Machine Grading, Modified, Dover Place.....	Station
Machine Grading, Modified, Riverview.....	Station
Machine Grading, Modified, Huntington Place.....	Station

Subsection 205.04.G of the MDOT 2012 SSC, which reads “Machine Grading will be measured by length along the surface edge. The Engineer will measure each side of the road, where work is performed, separately.” is hereby deleted. “Machine Grading, Modified, ___” will be measured once, and only once, along the centerline of the roadway or feature being constructed.

“Machine Grading, Modified, ___” will be measured by length in 100 foot long stations, or portions thereof, along the centerline of the feature being constructed.

The various pay items included herein shall include all labor, materials and equipment required to complete the work.

The Contractor shall include all of his/her costs to complete all of the Machine Grading, Modified work in the Machine Grading, Modified pay items and plan quantities included in the proposal. No additional payment will be made for Machine Grading, Modified work which, although, shown on the plans and specified herein as work which needs to be completed, may not be included in a particular Machine Grading, Modified pay item. Plan quantities will be paid for the work, and will only be adjusted due to changes in the limits of the work, as directed by the Engineer, in writing.

The pay item “Machine Grading, Modified, _____” shall include all the work specified herein, including, but not limited to, the removal and offsite disposal of any surplus or unsuitable materials and the furnishing from off-site any additional Engineer approved fill materials necessary to construct the embankment and subgrade to the contours and cross-sections shown on the plans.

**CITY OF ANN ARBOR
SPECIAL PROVISION
FOR
MACHINE GRADING, MODIFIED**

WT:VCM

9 of 9

11/06/18

The Contractor is advised that due to the phasing of the project and the probable unsuitability of some or all of the excavated material for use as approved fill material, there may be imbalances between the amount of earth cut which is suitable for reuse as fill, and the amount of earth needed to construct the lines and grades shown on the plans, or as directed by the Engineer. The Contractor shall make provisions for such imbalances and shall include in the bid price for this work the cost of importing/furnishing, placement, and compaction of the material, as well as the cost of stockpiling and re-handling of imported and/or on-site Engineer approved materials as necessary to complete the work of constructing the embankment and subgrade to the cross sections shown on the plans.

CITY OF ANN ARBOR
DETAILED SPECIFICATION
FOR
SUBBASE AND AGGREGATE BASE

WT:VCM

1 of 2

01/30/18

a. Description.- This work shall consist of constructing subbase and/or aggregate base courses, on either a prepared subgrade or subbase as indicated on the Plans or where directed by the Engineer. This work shall be performed in accordance with Sections 301, 302, and 307 of the 2012 MDOT Standard Specification for Construction except as specified herein.

b. Materials.- The material used for this work shall meet the requirements of Sections 301, 302, 307, and 902 of MDOT 2012 Standard Specification for Construction, except that the aggregate base shall be either 21-AA limestone (permanent applications) or 22-A (temporary pavement applications) with a maximum loss by washing of 8% and the subbase shall be Class II Granular Material.

c. Construction Method.- Subbase and aggregate base courses shall not be placed when there are indications that the mixture may become frozen before the maximum unit weight is obtained, and in no case shall they be placed on a frozen subbase or subgrade.

The subbase and subgrade shall be shaped to the crown and grade specified on the plans and maintained in a smooth condition. The top of the subbase shall be placed to within $\frac{1}{2}$ inch below and $\frac{1}{2}$ inch above plan grade. The top of the aggregate base shall be placed to within $\frac{1}{2}$ inch below and $\frac{1}{4}$ inch above plan grade. Variations within this tolerance shall be gradual. If in the opinion of the Engineer, the Contractor's equipment is causing or will cause any ruts in or damage to the subbase or subgrade, the equipment shall not be permitted on the subbase or subgrade.

Should the subgrade, subbase or aggregate base become damaged due to the Contractor's equipment or by local traffic, the subgrade, subbase, or aggregate base course shall be restored to the condition required by the Specifications without additional compensation to the Contractor.

No pavement course, concrete curb and gutter, or concrete driveway opening shall be placed until the subbase has been compacted to not less than 95 percent, and aggregate base course to not less than 98 percent of their respective maximum dry densities and until a "Permit to Place" has been issued by the Engineer.

Base course aggregate shall be handled and/or stockpiled on-site in a manner that minimizes segregation. Base course aggregate shall be deposited from trucks or through a spreader in a manner that will minimize segregation of material and that is approved by the Engineer. The re-handling of base course aggregate by the Contractor will not be

CITY OF ANN ARBOR
DETAILED SPECIFICATION
FOR
SUBBASE AND AGGREGATE BASE

WT:VCM

2 of 2

01/30/18

considered sufficient cause to allow the material to become segregated. The Contractor may be required to wet the materials prior to and/or during placement to minimize segregation and to aid in compaction of the material should it be necessary.

All structures, including manholes, valve boxes, inlet structures and curbs shall be protected from damage and contamination by debris and construction materials. Structures shall be maintained clean of construction debris and properly covered at all times during the construction.

The Contractor may be charged for the cleaning by others of accumulated construction debris in the utility structures, and damages resulting from the uncleaned structures.

d. Measurement and Payment.- The completed work as measured will be paid for at the contract unit prices for the following contract items (pay items):

<u>Contract Item (Pay Item)</u>	<u>Pay Unit</u>
Aggregate Base, ___ inch, 21-AA, Modified.....	Square Yard

"Aggregate Base, ___ inch, 21-AA, Modified" will be measured by area in square yards. The items of work will be paid for at the contract unit prices, which shall be payment in full for all labor, material and equipment needed to accomplish this work.

CITY OF ANN ARBOR
DETAILED SPECIFICATION
FOR
FLEXIBLE PIPE COUPLINGS

WT:VCM

1 of 1

01/30/18

a. Description.- Where pipes of different sizes or materials are joined, Fernco™ Flexible couplings with stainless steel shear rings; Indiana Seal Flexible Couplings, or an Engineer approved equal, shall be used.

b. Construction Methods.- Flexible couplings shall be installed per the manufacturers' specifications and stainless steel shear rings shall be provided regardless of pipe bedding conditions.

c. Method of Payment.- Prior to payment for this item, the Contractor shall submit detailed receipts from the supplier detailing the cost of each item, shipping costs, and taxes, to the Engineer for review and approval. These costs shall be paid as an extra to the contract. All other costs including labor and equipment associated with the installation of flexible couplings shall be considered included in the unit prices of the affected contract items (pay items).

CITY OF ANN ARBOR
DETAILED SPECIFICATION
FOR
STORM SEWER, MODIFIED

WT:VCM

1 of 10

02/03/18

a. Description.- This work shall consist of installing storm sewer in accordance with Section 402 of the Michigan Department of Transportation 2012 Standard Specifications for Construction and as specified herein. All newly constructed storm sewer shall be tested and video inspected in accordance with the requirements of this special provision.

The Contractor shall furnish all materials, equipment, tools, and labor necessary to perform the work required by this special provision and shall unload, haul, distribute, store, and install all pipe, fittings, and accessories.

The Contractor shall excavate all trenches and pits to the required dimensions; excavate the bell holes; sheet, brace, and properly support the adjoining ground or structures where necessary to comply with MIOSHA and other relevant safety standards; properly handle and remove all drainage or ground water so that the work can be completed in accordance with the specifications; install and test the pipe, fittings, and accessories; backfill and compact all fill materials within trenches and pits; and remove and properly dispose of surplus or unsuitable excavated material off-site.

b. Materials.- The materials used for this work shall be in accordance with Section 402.02 except as modified herein.

Bedding and backfill for Trench Detail I, Modified shall be Granular Material, Class II, meeting the requirements of Section 902. Bedding and backfill for Trench Detail V, Modified shall be Granular Material, Class II and Engineer-approved material for the backfill that is placed at an elevation greater than 1-foot above the top-of-pipe and/or outside the 1:1 influence line of paved areas.

All pipe shall be concrete, contain steel reinforcement, and shall be of the type, class, and size as shown on the plans.

Reinforced concrete pipe shall conform to the requirements for reinforced concrete pipe of ASTM Designation C 76, Class IV, unless otherwise designated on the Plans. For diameters larger than listed in ASTM Specifications, wall thickness and reinforcing steel shall be as shown in Section 909 Table 909-3 or 909-4 as applicable.

Reinforced elliptical concrete pipe shall conform to the requirements for reinforced concrete elliptical pipe of ASTM Designation C 507, Class as designated on the Plans. For diameters larger than listed in ASTM Specifications, wall thickness and reinforced steel shall be as shown in Section 909 Table 909-5.

CITY OF ANN ARBOR
DETAILED SPECIFICATION
FOR
STORM SEWER, MODIFIED

WT:VCM

2 of 10

02/03/18

Joints for reinforced concrete pipe shall meet ASTM C 443 and shall be rubber gasket for tongue and groove, full bell and spigot rubber O-ring gasket, or modified grooved tongue with rubber gasket. Joints for sewers over 36 inches in diameter shall have inside joints cement mortar pointed to their full depth and shall have the outside joints provided with a cement mortar collar.

Joints for reinforced concrete elliptical pipe shall be mastic compound with inside cement mortar pointing to full depth and outside cement mortar collar.

Lubricants used in making up joints shall be supplied by the pipe manufacturer and the joints shall be coupled in accordance with the manufacturer's requirements.

Class X concrete as described in this special provision shall consist of Portland Cement, coarse and fine aggregates, and water, proportioned with 282 lbs. cement (3 sacks) per cubic yard to produce a minimum 28 day compressive strength of 1000 psi.

c. Pipe Inspection and Delivery.- The following information shall be clearly marked on each length of pipe:

- a) The pipe designation and class (e.g., C 76, Class IV).
- b) The name or trademark of the manufacturer.
- c) Identification of the manufacturing plant.
- d) The date of manufacture.
- e) Testing lot number or testing lab stamp.
- f) Reinforced concrete pipe with elliptical reinforcement shall be clearly marked on the inside and the outside opposite walls along the minor axes of the elliptical reinforcing.
- g) Beveled pipe shall be marked with the amount of bevel and the point of maximum length shall be marked on the beveled end.

All pipe furnished shall be subject to inspection on arrival at the job site by the Engineer. The purpose of the inspection shall be to cull and reject pipe or fittings that, independent of physical tests specified under the standard specifications designated herein, fail to conform to the requirements of these Specifications.

The Contractor shall notify the Engineer sufficiently in advance so that an Inspector may be on the job during the unloading of materials. A minimum notice of 24 hours is required for such unloading and inspection.

CITY OF ANN ARBOR
DETAILED SPECIFICATION
FOR
STORM SEWER, MODIFIED

WT:VCM

3 of 10

02/03/18

Concrete pipe of any type shall be subject to rejection on account of any of the following:

- a) Variation in any dimension exceeding the permissible variations given in the material specifications.
- b) Fractures or cracks passing through the wall.
- c) Defects that indicate imperfect proportioning, mixing, or molding.
- d) Surface defects indicating honeycombed or open texture.
- e) Variation of more than 1/16 inch per lineal foot in alignment of pipe intended to be straight.
- f) Insecure attachment of branches or spurs.
- g) Damaged ends, where in the judgment of the Engineer such damage would prevent making a satisfactory joint.

Rejected pipe shall be plainly marked by the Inspector and immediately removed from the site of the work by the Contractor without cost to the project.

All pipe furnished shall be accompanied by the manufacturer's certificate of test showing conformity with the Specifications. Each certificate shall identify a specific lot number, quantity of pipe, and show actual test results for the lot furnished. These certificates shall be submitted to the Inspector at the time of unloading.

d. Methods of Construction.- All construction shall be performed in accordance with Section 402.03 except as modified herein.

The Contractor shall fully comply with all laws and regulations governing construction methods and the furnishing and use of all safeguards, safety devices, protective equipment, and pollution controls. Where required to support the surfaces of adjacent roadways, structures, or excavations, or to protect the construction work, adjacent work, or workmen, the Contractor shall design and install sheeting, bracing, and shoring. The Engineer will not review the Contractor's design(s) or be responsible for the adequacy of the elements supporting the trench. The placing of such supports shall not release the Contractor of the responsibility for the sufficiency and integrity of the trench, trench opening, and the safety of all persons involved in the work. In the removing of sheeting and bracing after the construction has been completed, special care shall be taken to prevent any caving of the sides of the excavation and injury to the completed work or to adjacent property.

**CITY OF ANN ARBOR
DETAILED SPECIFICATION
FOR
STORM SEWER, MODIFIED**

WT:VCM

4 of 10

02/03/18

The bedding and backfill for Trench Detail I, Modified shall be MDOT Class II sand compacted to 95% of its maximum dry density. Compaction shall be performed as specified elsewhere in this special provision.

The bedding and backfill for Trench Detail V, Modified to a point 12 inches above the top of pipe, shall be MDOT Class II granular material compacted to 95% of its maximum dry density. The backfill above a point 12 inches above the top of pipe shall be Engineer-approved material, compacted to 90% of its maximum dry density. Compaction shall be performed as specified elsewhere in this special provision.

The Contractor shall proceed with caution in the excavation and preparation of the trench so that the exact location of underground structures, both known and unknown, may be determined, and the Contractor shall be held responsible for the repair of such structures when broken or otherwise damaged. The Contractor shall not intentionally remove existing storm sewer, storm sewer leads, or sanitary sewer leads in lieu of protecting and preserving them in order to expedite the proposed construction.

Excavation normally shall be by open cut from the surface, except as otherwise specified, or in special cases where crossing under trees, pavements, or structures. The Contractor may use tunnel methods if permitted in writing by the Engineer, provided his method of backfill is such, in the judgment of the Engineer, as to avoid any present or future injury to the tree, pavement, or structure. All excavation shall be in such manner as will provide adequate room for the construction and installation of the work to the lines, grades and dimensions shown on the Plans.

The trench shall be excavated to a minimum of four inches below the final location of the pipe. For reinforced concrete pipe 66" in diameter or larger, the trench will be excavated to a minimum of six inches below the pipe. This cut shall be filled to the level of the bottom quadrant of the pipe with Class II granular material as specified herein, shaped and compacted to the pipe barrel.

Bell holes shall be provided in the trench bottom at each joint to permit the joints to be made properly.

The Contractor shall dig-up and expose all utility crossings prior to laying any storm sewer pipe. This will allow the Engineer to adjust the grade of the storm sewer, if possible, to avoid the existing utilities. The costs of the exploratory excavation, and all related costs, shall be included in the unit price of the storm sewer. The Engineer may require that some dig-ups be performed out of the current construction stage or phase

CITY OF ANN ARBOR
DETAILED SPECIFICATION
FOR
STORM SEWER, MODIFIED

WT:VCM

5 of 10

02/03/18

where the sewer work is taking place in order to aid in alignment decisions. Any required traffic control measures required to comply with this requirement shall be included in the costs of "Minor Traf Devices" and "Traffic Regulator Control."

During the construction it may be necessary to cross under or over certain sewers, drains, culverts, water lines, gas lines, electric lines, and other underground structures or facilities, known or unknown. The Contractor shall make every effort to prevent damage to such underground structures and facilities. Wherever such structures or facilities are disturbed or broken, they shall be restored to a condition that is as good, or better than, that which existed prior to the disturbance and shall be acceptable to the owner and the City, at the Contractor's expense. These crossings shall be made with a minimum of twelve inches of vertical clearance between facilities.

Should the storm sewer conflict with abandoned sewers or water mains, the conflicting section of abandoned sewer or water main shall be removed and the remaining sections shall be (re)abandoned in accordance the Special Provision for "Water Main and Appurtenances, Abandon" and the Special Provision for "Sewer, Any Size or Depth, Abandon," except that flow filling the sewer will not be required. All the abandonment work shall be included in the cost of the storm sewer and will not be paid for separately.

Not more than 50 feet of trench shall be open at one time in advance of the pipe laying operation. At no time shall more than 200 feet of trench be opened and incompletely backfilled. At the end of each day, no more than 10 feet of trench may be left open, and access to all drives shall be restored. This opening shall be surrounded by fencing and barricades, or plated. The remainder of the trenching operation shall be available for safe vehicular and pedestrian traffic at all times.

All excavated material approved by the Engineer as backfill material and imported backfill material shall be piled in a manner that will not endanger the work and that will avoid obstructing sidewalks and driveways. All excavated material which is unsuitable for backfill shall be immediately removed from the site by the Contractor unless otherwise provided in the contract documents. Hydrants under pressure, manholes of any kind, valve boxes, curb stop boxes, fire and police call boxes, and other utility controls shall be left unobstructed and accessible until the work is completed. Gutters shall be kept clear, or other satisfactory provisions made, for street drainage, and natural water courses shall not be obstructed.

CITY OF ANN ARBOR
DETAILED SPECIFICATION
FOR
STORM SEWER, MODIFIED

WT:VCM

6 of 10

02/03/18

Each pipe shall be inspected for defects prior to being lowered into the trench. Inside of pipe and outside of spigot shall be cleaned of any earth or foreign matter.

Proper implements, tools, and facilities satisfactory to the Engineer shall be provided and used by the Contractor for the safe and convenient prosecution of the work. All pipe, manhole bases, manhole sections, and other similar items shall be carefully lowered into the trench piece by piece by means of suitable tools or equipment as recommended by the manufacturer, in such a manner as to prevent damage to them and their protective coatings and linings. Under no circumstances shall materials be dropped or dumped into the trench.

Construction of sewers shall begin at the outlet end and proceed upgrade. Pipe shall be laid on the prepared pipe bedding with the bell ends facing the direction of laying, unless otherwise directed by the Engineer.

The Contractor shall take every precaution to prevent foreign material from entering the pipe while it is being placed in the line. During laying operations, no debris, tools, clothing or other materials shall be placed in the pipe. At times when pipe laying is not in progress, the open ends of pipe shall be closed by a watertight plug. This provision shall apply during the noon hours as well as overnight. If water is in the trench, the seal shall remain in place until the trench is pumped completely dry.

Pipe shall be jointed as specified elsewhere herein.

No pipe shall be laid until a cut sheet for that pipe has been approved by the Engineer. All pipe shall be laid at the correct line and grade as indicated by the grade stakes and offset line. The correct line and grade shall be maintained by the use of a laser alignment system. Each pipe, as laid, shall be checked by the Contractor to ensure that this result is obtained. The grade as shown on the Plans is that of the pipe invert for sewers and the work must conform to this profile. A variation of $\frac{1}{4}$ " from this profile grade will be deemed sufficient reason to cause the work to be rejected and re-laid. Sewer pipe alignment shall be maintained so as to not vary more than $\frac{1}{2}$ " from the correct line on pipes up to 36 inches in diameter nor more than 1" on pipes 42 inches in diameter and larger. Any pipe found out of line shall be re-laid properly by the Contractor.

CITY OF ANN ARBOR
DETAILED SPECIFICATION
FOR
STORM SEWER, MODIFIED

WT:VCM

7 of 10

02/03/18

Mechanical means shall be used for pulling home all rubber-gasketed pipe regardless of trench condition where manual means will not result in pushing and holding the pipe home. When a trench box or liner is used, a cable shall be used to pull the joints home and hold them in position.

Where work is performed in wet trenches or trenches with running sand, the Contractor shall provide and use mechanical means for pulling the pipe home in making up the joint and for holding the pipe joints tight until completion of the line. Mechanical means shall consist of a cable placed inside or outside of the pipe with a suitable winch, jack, or come-along for pulling the pipe home and holding the pipe in position.

Where not required by these Specifications, manual means will be acceptable only if the joints can be pushed home and hold themselves securely in place.

All pipes shall be bed on a four inch or thicker layer of compacted Class II granular material (unless noted otherwise on the applicable trench details) unless pipe undercutting is required. Perform any required pipe undercutting as directed by the Engineer and in accordance with the Section 402.03.A.

Where Class II granular material used as pipe bedding is required by the plans, from the bedding to the pipe centerline backfill shall be carefully placed Class II granular material, placed in maximum lift thicknesses of six inches, loose measure. Each lift shall be thoroughly compacted by hand tamps, pneumatic "pogo-sticks", or other approved methods, to at least 95% of the material's maximum dry density at optimum moisture content. Each lift shall extend the full width of the space between the pipe and trench wall, and the fill shall be brought up evenly on both sides of the pipe. The backfill under the haunches of the pipe shall be consolidated by the use of a tee-bar.

When the pipe is greater than 48 inch diameter, or when permitted in writing by the Engineer, the Class II granular fill from the bedding to the centerline may be replaced by 6A, 17A, or 34R aggregate meeting the requirements of Section 902. A suitable geotextile separator, approved by the Engineer, shall be provided around and above the coarse aggregate to prevent intrusion of succeeding backfill materials.

Where Class II granular material used as pipe bedding is required by the plans, from the pipe centerline to the top of the pipe, backfill shall be Class II granular material placed in maximum lift thicknesses of six inches, loose measure. Each lift shall be thoroughly compacted by hand tamps, pneumatic "pogo-sticks", or other approved methods, to at least 95% of the material's maximum dry density.

**CITY OF ANN ARBOR
DETAILED SPECIFICATION
FOR
STORM SEWER, MODIFIED**

WT:VCM

8 of 10

02/03/18

From the top of the pipe to two feet above the top of the pipe backfill shall be Class II granular material uniformly spread and machine tamped. Machine tamping shall include manually operated vibrating plate compactors. The backfill material shall be compacted in lifts of twelve inches, loose measure.

From two feet above the top of the pipe to the grade shown on the Plans or to the subgrade of surface materials, or to the subgrade of surface structures, backfill shall be Class II granular material (Trench Detail I installations) uniformly spread and machine tamped. If machine tamping includes manually operated vibrating plate compactors or self propelled vibrating rollers the backfill material shall be compacted in lifts not exceeding twelve inches, loose measure. If a backhoe mounted compactor is employed, the backfill material shall be compacted in lifts of thirty-six inches, loose measure. Approval to use a particular machine tamping method will be withdrawn by the Engineer if the method causes injury to the pipe or adjacent structures or movement of the pipe. Each lift shall be thoroughly compacted to at least 95% of material's maximum dry density. The Engineer may give consideration to giving written permission to increase the thickness of the lifts specified in this paragraph if satisfactory compaction is achieved and no undesirable side effects occur.

From one foot above the top of the pipe to the grade shown on the Plans or to the subgrade of surface materials, or to the subgrade of surface structures, backfill shall be Engineer-approved material (Trench Detail V installations) uniformly spread and machine tamped. If machine tamping includes manually operated vibrating plate compactors or self propelled vibrating rollers the backfill material shall be compacted in lifts not exceeding twelve inches, loose measure. If a backhoe mounted compactor is employed, the backfill material shall be compacted in lifts of thirty-six inches, loose measure. Approval to use a particular machine tamping method will be withdrawn by the Engineer if the method causes injury to the pipe or adjacent structures or movement of the pipe. Each lift shall be thoroughly compacted to at least 90% of the material's maximum dry density.

All storm sewer shall be television inspected by the Contractor. The Contractor shall furnish all labor, equipment and materials necessary for the television inspection. The Engineer shall be given 24 hours notice so that an Inspector may witness the television inspection. All storm sewer lines are to be thoroughly cleaned prior to television inspection, by jetting of the lines or other approved methods. Television inspection shall consist of wetting the invert of the section by pouring clean water in the upstream manhole until it appears in the downstream manhole, and then, after the water has stopped flowing, passing a television camera through the section. The

CITY OF ANN ARBOR
DETAILED SPECIFICATION
FOR
STORM SEWER, MODIFIED

WT:VCM

9 of 10

02/03/18

television camera shall be passed through the section of pipe from the downstream to upstream end. Any runs of sewer not televised in this manner shall be re-televised at the Contractor's expense. The camera shall be connected to a monitor and a digital video recorder capable of generating DVD format disks. The video inspection record shall indicate the date, the section tested, and the actual distance from the beginning manhole to the ending manhole and shall note each visible defect. The DVD shall be furnished to the Engineer for review.

The television inspection will be deemed satisfactory if no visible defects, including, but not limited to, dips or low spots, high spots, errors in horizontal or vertical alignment, joint offsets, leaks, cracks, standing water greater than ¼", or debris, are present. Only after all tests have been successfully completed, and acknowledged by the Engineer in writing, may the storm sewer be placed into service.

If a sewer repair is required as a result of damage during construction operations or television inspection failure, the Contractor shall expose the sewer pipe and perform the required correction(s), as specified herein and as directed by the Engineer.

If the repair is required due to the pipe being out of alignment or off grade, the pipe shall be adjusted so as to be placed in proper alignment and grade. Coarse-graded aggregate material shall be carefully placed under the haunches of the realigned pipe and compacted by the use of a tee-bar. From the haunches of the pipe, backfilling shall be performed in accordance with the requirements for backfilling as outlined elsewhere in this special provision.

If the pipe cannot be satisfactorily realigned or an open joint reset; or if the pipe is cracked, broken, or permanently deflected, the affected pipe shall be removed and replaced with the same pipe material. The pipe to be removed is to be sawed on each side of the damaged section in a neat and workmanlike manner without damage to the adjacent pipe. The replacement pipe section shall fit flush to the remaining pipe at each end. These sawed joints shall be coupled using a flexible pipe coupling and stainless steel shear ring. These joints shall be encased to the pipe centerline with Class X concrete one foot on either side of the flexible coupling. The remaining pipe backfill shall be performed in accordance with the applicable requirements for backfilling as outlined elsewhere in this special provision.

CITY OF ANN ARBOR
DETAILED SPECIFICATION
FOR
STORM SEWER, MODIFIED

WT:VCM

10 of 10

02/03/18

e. Measurement and Payment.- The completed work as measured will be paid for at the contract unit prices for the following contract items (pay items):

<u>Contract Item (Pay Item)</u>	<u>Pay Unit</u>
Sewer, CI C 76 IV, _ inch, Tr Det I, Modified	Foot
Sewer, CI C 76 IV, _ inch, Tr Det V, Modified	Foot

The items of work listed above shall be paid for by the length of pipe actually installed. The unit price for this item of work shall include all labor, material, and equipment costs, including video inspection, and all needed items to properly complete the work as shown on the plans, as detailed in the Specifications, and as directed by the Engineer.

The herein specified dig-ups shall be included in the cost of the pipe and not paid for separately.

CITY OF ANN ARBOR
DETAILED SPECIFICATION
FOR
DRAINAGE STRUCTURE COVERS

WT:VCM

1 of 2

02/09/18

a. Description.- This work shall consist of furnishing drainage structure covers as detailed on the plans and as specified herein.

<u>Type of Casting</u>	<u>MDOT Designation</u>	<u>Approx. Weight (lb)</u>	<u>East Jordan Iron Works Casting No.</u>	<u>Neenah Foundry Casting No.</u>
Manhole Flange and Cover	B	400 LB	1040 w/ Type A cover*	R-1642 w/ Type C cover*
Manhole Flange and Cover, Sanitary	Q	400 LB	1040 w/ Type A cover	R-1642 w/ Type C cover*
Barrier Curb Round Flange	K	500 LB	7045 w/ Type M2 grate	R-3031-B w/ Type S grate
Barrier Curb Double Inlet Round Flange	K	500 LB	7045 w/ Type M2 grate	R-3031-B w/ Type S grate
Gutter Inlet Round Flange	R	500 LB	7076 w/ Type M1 grate	R-3594w/ Type S grate
Gutter Double Inlet	R	N/A	N/A	N/A
Yard Drain (Bee Hive)	G	200 LB	1040, Type 02 grate	R-2560-E1
Operating Nut Access Frame and Cover	1-A	200 LB	1570Z, 2965A Cover	Equivalent (as approved)

*Frames and covers shall have machined bearing surfaces. Covers shall have two (2), 1 inch, vent holes located opposite each other and 6 inch from the edge of the cover, except for sanitary sewer manholes. Each cover shall have the word "SEWER", or the word "WATER", or a raised letter "W" cast in the surface, whichever is applicable.

b. Materials.- The materials used for this work shall conform to Section 908.05 of the Michigan Department of Transportation 2012 Standard Specifications for Construction except as specified herein.

CITY OF ANN ARBOR
DETAILED SPECIFICATION
FOR
DRAINAGE STRUCTURE COVERS

WT:VCM

2 of 2

02/09/18

c. Construction Methods.- The construction methods shall be as specified in the related items of work for which the drainage structure covers are provided.

d. Measurement and Payment.- The completed work as measured shall be paid at the contract unit price for the following contract items (pay items):

<u>(Contract Item) Pay Item</u>	<u>Pay Unit</u>
Dr Structure Cover, Type ____, Special.....	Each

Payment for this item of work shall include all labor, materials and equipment needed to furnish the drainage structure cover.

CITY OF ANN ARBOR
DETAILED SPECIFICATION
FOR
ADJUST STRUCTURE COVER

WT:VCM

1 of 3

02/15/18

a. Description.- This work shall include the final adjustment of structure covers in accordance with Section 403 of the Michigan Department of Transportation 2012 Standard Specifications for Construction, as shown on the plans, and as specified herein. The adjustment of existing valve wells, existing valve boxes, and monument boxes will also be included in this item of work.

The Contractor shall also be required to coordinate the adjustment of private utility structure covers and ensure that the adjustment has been properly performed with the respective utility prior to placing any final paving materials.

b. Materials.- In bituminous pavement areas, adjustments shall be made using MDOT P-NC concrete (658 lbs/cyd) as specified in Section 601 of the MDOT 2012 Standard Specifications for Construction. In areas of concrete pavement, adjustments shall be made at the time of paving and encased with the grade of concrete used in the roadway.

c. Methods of Construction.- Structure Covers, monument boxes, water valve boxes and all other public utility underground access or control point covers shall be adjusted to conform to the finished surface section and elevation. The adjusting of castings in lawn areas shall be performed in a one-step process. The adjusting of castings in a bituminous pavement area shall be performed in two steps: step one is the lowering of the structure cover to below the subgrade elevation and plating of the structure; step two is the final adjustment to finish grade made prior to placing the bituminous wearing surface. In areas of concrete pavement, the final adjustment of the structure to finish grade shall be made at the time of concrete pavement forming. All structures in areas of concrete pavement shall be approved by the Engineer prior to the placement of any concrete pavement.

There shall be a minimum of one, and maximum of three, 2" tall, concrete brick or pre-cast adjustment rings on manholes and vaults. If necessary, remove the cone, add or remove manhole sections and replace the cone to comply with these adjustment ring limits. If this work is necessary, it shall be paid for as "Additional Depth Structure, Adjust/Repair."

All structures final adjustment is to be to the elevation which results in their top surface being flush with the finished grade. The work is to be accomplished and checked by using a 10 foot straight edge that is placed parallel, and then perpendicular to, the pavement

CITY OF ANN ARBOR
DETAILED SPECIFICATION
FOR
ADJUST STRUCTURE COVER

WT:VCM

2 of 3

02/15/18

centerline. Failure to meet these conditions will result in the readjustment of the structure and finish patching of the area, as directed by the Engineer, at the Contractor's expense.

All private utility manholes and valve covers (Edison, Gas, Ameritech, etc.) will be adjusted during this project by the Utility. It is the responsibility of the Contractor to coordinate with these private utilities by giving adequate notice and arranging for any adjustment of structures or valves by these utilities. It shall be the sole responsibility of the Contractor to ensure that this work is completed in a timely manner.

The Contractor shall replace all existing structures covers, top portions of valve boxes and monument boxes.

As directed by the Engineer and within two days of their removal, the Contractor shall stockpile on-site, in a location that is mutually agreeable to the Engineer and Contractor, the existing structure covers. The City of Ann Arbor's forces will pick-up the structure covers at a time that is convenient to them and mutually agreeable to the Contractor. The Contractor shall provide the equipment and manpower to load the castings on the City's vehicle(s) so that they can be removed from the site by the City.

All adjustments in areas of proposed bituminous pavement shall be backfilled with Grade P-NC concrete, from the depth of excavation necessary for adjustment, to an elevation 2 inches below the top flange or adjusted casting. This material shall be included in this item of work and will not be paid for separately.

Structure covers shall be adjusted to between flush and ¼ inch below final pavement surfaces.

There is a possibility that the Contractor may find hidden utility structures during the work. It is the Contractor's responsibility to inform the respective utility owner(s) of the findings. In such instances, the City may direct the Contractor to adjust the structure(s) to grade. This work will be paid as "Adjust Structure Cover."

CITY OF ANN ARBOR
DETAILED SPECIFICATION
FOR
ADJUST STRUCTURE COVER

WT:VCM

3 of 3

02/15/18

d. Measurement and Payment.- The completed work as measured for "Adjust Structure Cover" will be paid for at the contract unit price for the following contract item (pay item):

<u>Contract Item (Pay Item)</u>	<u>Pay Unit</u>
Adjust Structure Cover.....	Each
Additional Depth Structure Adjust/Repair.....	Each

"Adjust Structure Cover" will be measured and paid for at the contract unit price for each structure that is adjusted, which price shall be payment in full for all labor, equipment and material needed to accomplish this work.

Where the required adjustment on a structure is more than 15 inches below the proposed finished grade of the structure, valve box, control point, or monument box, the amount of the adjustment in excess of the upper 15 inches of the finished structure, shall be measured and paid for as "Additional Depth Structure Adjust/Repair." This shall also cover the repair of manholes and structures where, less than the substantial rebuilding of the structure, as determined by the Engineer, is required.

Payment for adjusting for new drainage structures, new manholes, new valves-in-wells and new valves-in-boxes shall be included in the respective items and will not be paid for under this item. The work for adjusting these items, however, shall be performed in accordance with this special provision.

UNDERDRAIN, SUBBASE, IN UNDERCUTS, 6 INCH, SPECIAL 404B

CITY OF ANN ARBOR
DETAILED SPECIFICATION
FOR
UNDERDRAIN, SUBBASE, IN UNDERCUTS, 6 INCH, SPECIAL

WT:VCM

1 of 2

02/15/18

a. Description.- This work shall consist of furnishing and placing a 6-inch geotextile-wrapped perforated or slotted underdrain in the bottom of Type II undercuts, as directed by the Engineer.

b. Materials.- The materials shall meet the requirements specified in the Section 404 of the 2012 MDOT Standard Specifications for Construction, and as specified herein:

Underdrain Pipe, Perforated or Slotted.....909.07.B

Geotextile (Filter Fabric) - The geotextile fabric for encasing the pipe shall be on an approved material such as nylon, polypropylene, fiberglass, or polyester and shall be either woven, heat bonded, knitted or of continuous fibers. The geotextile shall completely cover and be secured to the pipe. In an unstretched condition, knitted polyester fabrics shall weight at least 3.0 ounces per square yard and all other geotextiles shall weigh at least 3.5 ounces per square yard. The fabric shall be strong and tough and have a porosity such that the fabric will retain soil particles larger than 0.106 mm (no. 140 sieve) and shall pass aggregate particles finer than 0.025 mm. Geotextiles shall be stored and handled carefully and in accordance with the manufacturer's recommendations and shall not be exposed to heat or direct sunlight to such extent as to significantly affect its strength or toughness. Torn or punctured geotextiles shall not be used.

c. Construction Methods.- Geotextile-wrapped underdrain for Type II undercut drainage shall be installed as directed by the Engineer and as specified in Section 404 of the MDOT 2012 Standard Specifications, and as follows:

1. Backfill material shall be included, measured and paid at the contract unit price for "Subgrade Undercutting, Type II". The backfill material shall be placed and compacted to 95% of the materials maximum dry density according the requirements for "Subgrade Undercutting, Type II".
2. Upgrade ends of the pipe shall be closed with suitable plugs to prevent entrance of any material. All couplings, tees and other fitting shall be manufactured and installed so as to prevent infiltration of any material.

UNDERDRAIN, SUBBASE, IN UNDERCUTS, 6 INCH, SPECIAL 404B

**CITY OF ANN ARBOR
DETAILED SPECIFICATION
FOR
UNDERDRAIN, SUBBASE, IN UNDERCUTS, 6 INCH, SPECIAL**

WT:VCM

2 of 2

02/15/18

3. Downgrade ends of the pipe shall generally be tapped into existing or new drainage structures. However, it may be necessary to tap underdrain into either existing or new storm sewer, or into existing or new inlet leads as directed by the Engineer.

d. Measurement and Payment.- The completed work as measured for "Underdrain, Subbase, in Undercuts, 6 Inch, Special" will be paid for at the contract unit price for the following contract item (pay item):

Contract Item (Pay Item)

Pay Unit

Underdrain, Subbase, in Undercuts, 6 inch, Special Foot

"Underdrain, Subbase, in Undercuts, 6 inch, Special", will be measured in length by feet and will be paid for at the contract unit price, which price shall be payment in full for all labor, equipment and material needed to accomplish this work.

The unit price shall include the cost of the 6-inch perforated or slotted pipe, geotextile wrap, pipe fittings, and taps to new and existing drainage structures and storm sewers or inlet leads.

CITY OF ANN ARBOR
DETAILED SPECIFICATION
FOR
ACCEPTANCE OF HMA MIXTURES, CITY OF ANN ARBOR

AA:MGN
FHWA:05/06/16

1 of 10

02/28/18

Description.- This special provision establishes sampling and testing acceptance criteria for HMA Mixtures placed on City of Ann Arbor projects. The HMA mixtures shall meet all the requirements of Section 501 of the MDOT 2012 Standard Specifications for Construction, except as modified herein.

a. Contractor Quality Control.- The Contractor must have a quality control plan as required by Section 501.03.M and as stipulated herein. The Quality Control (QC) Plan shall be submitted to the Engineer within 30 days of contract award or 14 days before the placement of any HMA materials, whichever date comes first. The QC Plan shall cover all aspects of HMA production, transportation, placement, and compaction. The Contractor shall have a QC representative on-site at all times during the paving operations to monitor and direct all paving-related operations. The placement of HMA shall not commence until such time as the QC Plan has been accepted by the Engineer. The Engineer's acceptance of the QC Plan shall not be construed as a basis of acceptance of any HMA materials, HMA placement results, or a waiver of any requirement(s) of the project specifications.

b. Materials.- Aggregates, mineral filler (if required), and asphalt binder shall be combined as necessary to produce a mixture proportioned within the specification requirements including aggregate gradation; the mix design criteria including volumetric properties; the Superpave Gyratory (SGC) compaction criteria; and the uniformity tolerances listed in Table 1. Topsoil, clay, or loam shall not be added to aggregates which are to be used in plant mixed HMA mixtures.

c. Mix Designs.- The Contractor shall submit mix designs for evaluation in accordance with the Michigan Department of Transportation Hot Mix Asphalt Production Manual. All mix designs shall be submitted for review a minimum of 3 weeks prior to the anticipated placement of the HMA. Do not begin production and placement of the HMA until receipt of the Engineer's approval of the JMF. The Contractor's production and paving schedules shall be considered to include the mix design review and approval process. Delays associated with the submittal, or re-submittal, of the required information shall not be a basis for an extension of contract time.

d. Construction.- Target air voids shall be 3.5% in leveling courses, top courses and shoulders paved in the same operation as the leveling and top courses. Target air voids shall be 3% in base courses and shoulders not paved in the same operation as the leveling and top courses. Pedestrian paths shall have a target air void content of 3%.

After the job-mix-formula (JMF) is established, the parameters identified in Table 1 shall be maintained within the Range 1 tolerance limits of Table 1. However, if deviations are predominately either below, or above, the JMF, the Engineer may order alterations in the plant to bring the mixture into better conformance with the JMF.

CITY OF ANN ARBOR
DETAILED SPECIFICATION
FOR
ACCEPTANCE OF HMA MIXTURES, CITY OF ANN ARBOR

AA:MGN
FHWA:05/06/16

2 of 10

02/28/18

The mixture will be considered out-of-specification, as determined by the acceptance tests, if for any one mixture, two consecutive tests per parameter (for Parameter 6, two consecutive aggregate gradations on one sieve) are outside Range 1 or Range 2 tolerance limits. If a parameter is outside of Range 1 tolerance limits and the second consecutive test shows that the parameter is outside of Range 2, then it will be considered to be a Range 1 out-of-specification. Consecutive refers to the production order and not necessarily the testing order. Out-of-specification mixtures are subject to rejection per Section f. Rejected Mixtures or a price adjustment per Section g. Price Adjustments of this special provision as determined by the Engineer.

Contractor paving operations will be suspended when the mixture is determined to be out-of-specification. Contract time will continue during periods when paving operations are suspended or when dispute resolution testing and investigations are occurring. The Engineer may issue a Notice of Non-Compliance with Contract Requirements (Form 1165), if the Contractor has not suspended operations and taken corrective action. The Contractor shall submit a revised JMF or proposed alterations to the plant and/or materials to achieve the JMF to the Engineer. Effects on the Aggregate Wear Index (AWI) and mix design properties shall be taken into consideration. Production and placement of HMA material shall not resume until receipt of the Engineer's approval to proceed.

For production/mainline-type paving, obtain the minimum number of samples as shown in Table 2, each being 20,000 grams, each day of production, for each mix type. The Engineer will sample the HMA and maintain possession of each sample. Sampling from the paver hopper is prohibited. Each sample will be divided into two 10,000 gram halves with one half being used for initial testing and the other half being held for possible dispute resolution testing. Obtain a minimum of three samples for each mix type regardless of the number of days of production.

Ensure all persons performing Quality Control (QC) and Quality Assurance (QA) HMA field sampling are "Local Agency HMA Sampling Qualified" samplers. The Engineer shall obtain the QA samples from the hauling units in accordance with *MTM 313 (Sampling HMA Paving Mixtures.)* The samples shall be representative of the day's paving. Sample collection shall be spaced throughout the planned tonnage as directed by the Engineer. At a minimum, one sample will be obtained in the first half of the planned tonnage and, as a minimum, the second sample will be obtained in the second half of the tonnage. If planned paving is reduced or suspended, when paving

resumes, the remaining sampling must be representative of the original intended sampling timing.

CITY OF ANN ARBOR
DETAILED SPECIFICATION
FOR
ACCEPTANCE OF HMA MIXTURES, CITY OF ANN ARBOR

AA:MGN
FHWA:05/06/16

3 of 10

02/28/18

Samples shall be taken from separate loads as directed by the Engineer.

Ensure all persons performing testing are Bit Level One certified or Bit QA/QC Technician certified. Acceptance testing will be performed by the Engineer using the testing method selected by the Engineer. Quality control measures to ensure job control are the sole responsibility of the Contractor.

The test method for measuring asphalt content (AC) shall be *MTM 325 (Quantitative Extraction of Bitumen from HMA Paving Mixtures)*. Back calculations to determine AC content will not be allowed.

All labs performing local agency acceptance testing shall be qualified labs as defined in the *HMA Production Manual* and participate in the MDOT round robin process, or they must be *AASHTO Materials Reference Laboratory (AMRL)* accredited for *AASHTO T 30* or *T 27*, and *AASHTO T 164* or *T 308*. Independent testing labs must not have conflicts of interest with the Contractor or Local Agency. On non-National Highway System (NHS) routes, Contractor labs may be used, but they must be qualified labs as previously stated. The Contractor shall provide copies of this documentation to the Engineer for review a minimum of 21 calendar days prior to the performance of any paving operations on the project.

Contractor labs may not be used for acceptance testing on NHS routes.

Material acceptance testing will be completed by the Engineer within 5 calendar days, except holidays and Sundays, after the Engineer has obtained the samples. QA test results will be provided to the Contractor after the Engineer receives the QC test results. Failure on the part of the Engineer or the laboratory to provide Quality Assurance test results within the specified time frame does not relieve the Contractor of their responsibility to provide an asphalt mix within specifications. The Contractor's schedule shall be deemed to include these material testing timeframes.

For production/mainline-type paving, the mixture may be accepted by visual inspection up to a quantity of 250 tons per mixture type, per project (not per day). For non-production-type paving defined as driveways, approaches, and patching, visual inspection may be allowed regardless of the tonnage.

The crushed particle content of the aggregate used in the HMA mixture shall not be more than 10 percentage points above or below the crushed particle content used in the JMF, nor less than the minimum specified for the aggregates in the contract documents.

Pavement density will be measured by the Engineer with a nuclear density gauge

CITY OF ANN ARBOR
DETAILED SPECIFICATION
FOR
ACCEPTANCE OF HMA MIXTURES, CITY OF ANN ARBOR

AA:MGN
FHWA:05/06/16

4 of 10

02/28/18

using the G_{mm} from the JMF for the density control target. The required in-place density of the HMA shall be between 92.0 and 96.0 percent of the density control target. The Contractor is responsible for establishing a rolling pattern that will achieve the required in-place density. Should the specified target densities not be met, the material shall be considered to have a Range 2 failure and shall be rejected. If the Engineer determines that the material is suitable to remain in place, a 50% reduction to the base price of all material affected shall be enacted by the Engineer. Should the Engineer determine that the material cannot remain in place, the affected material will be removed and replaced at the Contractor's sole expense as detailed in the Section f. "Rejected Mixtures."

After placement, roll the HMA mixture as soon after placement as the roller is able to bear without undue displacement or cracking. Start rolling longitudinally at the sides of the lanes and proceed toward the center of the pavement, overlapping on successive trips by at least half the width of the drum. Ensure each required roller is 8 tons minimum in weight unless otherwise approved by the Engineer.

Ensure the initial breakdown roller is capable of vibratory compaction and is a maximum of 500 feet behind the paving operations. The maximum allowable speed of each roller is 3 miles per hour (mph) or 4.5 feet per second. Ensure all compaction rollers complete a minimum of two complete rolling cycles prior to the mat temperature cooling to 180 degrees Fahrenheit (F). Continue finish rolling until all roller marks are eliminated and no further compaction is possible. The Engineer will verify and document that the roller pattern has been followed and density has been achieved. The Engineer can stop the placement of HMA when the roller pattern is not followed and density is not obtained. Contract time shall continue during this period and the Contractor shall be responsible for any additional costs incurred due to this work stoppage.

Pavement in-place density tests will be completed by the Engineer during paving operations and prior to traffic staging changes. Pavement in-place density acceptance testing will be completed by the Engineer prior to the Contractor being allowed to pave subsequent lifts of HMA or the newly placed HMA being opened to traffic.

CITY OF ANN ARBOR
 DETAILED SPECIFICATION
 FOR
ACCEPTANCE OF HMA MIXTURES, CITY OF ANN ARBOR

AA:MGN
 FHWA:05/06/16

5 of 10

02/28/18

HMA Acceptance Criteria
Table 1 – Uniformity Tolerance Limits for HMA
Mixtures

Parameter		Top and Leveling Courses		Base Course	
		*Range 1	Range 2	*Range 1	Range 2
Number	Description				
1	Air Voids	±0.60	±1.00	±0.60	±1.00
2	VMA	±0.60	±1.00	±0.60	±1.00
3	G _{mm} (maximum specific gravity of mixture)	±0.013	±0.020	±0.013	±0.020
4	Fines to Effective Binder Ratio (this parameter is independent of JMF)	0.6 to 1.2	0.6 to 1.4	0.6 to 1.2	0.6 to 1.4
5	Binder Content	±0.30	±0.40	±0.30	±0.40
6	Percent Passing No. 8 and Larger Sieves	±5.0	±8.0	±7.0	±9.0
	Percent Passing No. 30 Sieve	±4.0	±6.0	±6.0	±9.0
	Percent Passing No. 200 Sieve	±1.0	±2.0	±2.0	±3.0
7	Crushed Particle Content	Below 10%	Below 15%	Below 10%	Below 15%
*This range allows for normal mixture and testing variations. The mixture shall be proportioned to test as closely as possible to the Job-Mix-Formula.					

The tolerances specified in Table 1, with the exception of the Fines to Effective Binder Ratio, reflect variations from the approved job-mix formula.

Parameter Number 6 as shown in Table 1 is aggregate gradation. Each sieve will be evaluated on one of the three gradation tolerance categories. If more than one sieve

CITY OF ANN ARBOR
 DETAILED SPECIFICATION
 FOR
ACCEPTANCE OF HMA MIXTURES, CITY OF ANN ARBOR

AA:MGN
 FHWA:05/06/16

6 of 10

02/28/18

is exceeding Range 1 or Range 2 tolerances, the sieve with the largest difference from the JMF will be counted as the gradation parameter. The master gradation should be maintained throughout production; however, price adjustments will be based on Table 1.

Extraction/gradation and volumetric tests will be performed by the Engineer to confirm conformance to the specifications and the tolerances identified in Table 1. The minimum number of samples to be obtained and tested shall be in accordance with Table 2.

Table 2 – Minimum Number of Samples

Quantity (tons) of Single Mixture Placed per Day	Minimum Number of Samples per Mixture per Day
<100	0
101 – 250	1
251 – 1,500	3
1,501 – 3,000	5
3,001 – 4,500	as directed by the Engineer

e. Rejected Mixtures.- If, for any one mixture, two consecutive tests per parameter (for Parameter 6, two consecutive aggregate gradations on one sieve) are outside Range 1 or Range 2 tolerance limits the mixture is considered out-of- specification and will be rejected. If a parameter is outside of Range 1 tolerance limits and the second consecutive test shows that the parameter is outside of Range 2, then it will be considered to be a Range 1 out-of-specification. If, for any one mixture, two consecutive tests do not meet the minimum requirements for crushed particle content specified in the project documents, the portion of the mixture with insufficient crushed particle content will be considered out-of-specification and will be rejected.

The quantity of material to be rejected is defined as the material produced from the time the first out-of-specification sample was taken until the time the sample leading to the first in-specification test was taken.

If out-of-specification mixtures are placed in a pavement, the Contractor has 4 calendar days from receipt of the acceptance test results to notify the Engineer, in writing, that dispute resolution testing is requested. The Contractor’s QC test results for the corresponding QA test results must result in an overall payment greater than QA test results, otherwise the QA tests will not be allowed to be disputed. The Engineer has

4 calendar days to send the dispute resolution sample to the MDOT Central Laboratory once dispute resolution testing is requested. The remaining 10,000 gram portion of the field samples (split samples) will be sent to the Central Laboratory to complete all Dispute Resolution testing and return test results to the Engineer, who will provide them to the

CITY OF ANN ARBOR
DETAILED SPECIFICATION
FOR
ACCEPTANCE OF HMA MIXTURES, CITY OF ANN ARBOR

AA:MGN
FHWA:05/06/16

7 of 10

02/28/18

Contractor, within 13 calendar days upon receiving the Dispute Resolution samples. The Contractor may only take pavement cores if approved in writing by the Engineer. If the Central Laboratory test results do not confirm the original field test results, then no price adjustments will be made for the mixture involved.

If the Central Laboratory test results confirm the original test results and, if in the Engineer's judgment, the mixture warrants removal, the Contractor shall remove and replace the rejected (out-of-specification) mixture, at the Contractor's expense, with a mixture meeting the specification requirements. These costs shall be deemed to include all costs associated with the material removal and replacement including, but not limited to; costs associated with re-mobilization of labor and equipment; traffic control; removal and disposal of the rejected material; transportation costs to provide material meeting the requirements of the specification; and, any other cost associated with the work. Contract time shall continue during the period of time that the rejected material is investigated and re-tested, as well as, during the removal and replacement operations.

If the Central Laboratory test results confirm the original test results and, if in the Engineer's judgment, the mixture can remain in place, the base and/or unit price for the rejected (out-of-specification) mixture will be decreased as described in the Section g., "Price Adjustments."

If no field extractions are performed on a given day because the quantity being placed is less than 100 tons, and if there is reason to believe that the mixture contains material parameters that exceed Range 2 tolerances, or if the crushed particle content is less than the established criteria, a price adjustment may also be applied, or removal may be required, based on extraction, gradation, and volumetric tests performed by the Engineer from pavement cores following the procedures outlined herein.

f. Price Adjustments.- Base Price. Price established by the Department to be used in calculating incentives and adjustments to pay items and shown in the contract.

Price adjustments for either Range 1 and/or Range 2 failures shall be made to the base and/or unit price of HMA material in accordance with the procedures outlined in the Special Provision 12TM501(A335) entitled "Hot Mix Asphalt Prices for Adjustments" for mixtures with failing test parameters.

The quantity of material receiving a price adjustment is defined as the material produced from the time the first out-of-specification sample was taken until the time the sample leading to the first in-specification test was taken.

The price adjustments will be determined by the Engineer from the combination of

CITY OF ANN ARBOR
 DETAILED SPECIFICATION
 FOR
ACCEPTANCE OF HMA MIXTURES, CITY OF ANN ARBOR

AA:MGN
 FHWA:05/06/16

8 of 10

02/28/18

sample test result parameters of the out-of-specification (rejected) material that create the largest total price adjustment for the material. The price adjustments shall be determined based on Tables 3 and 4. The Engineer is not obligated to accept a price adjustment for out-of-specification (rejected) material that exceeds Range 2 limits in lieu of requiring the material to be removed and replaced at the Contractor’s expense in accordance with Section f., Rejected Mixtures.

In all cases, when penalties are assessed, the penalty applies to each parameter, up to two parameters, that is out of specification.

Table 3: Penalty Per Parameter

Mixture Parameter out-of-Specification per Acceptance Tests	Mixture Parameter out-of-Specification per Dispute Resolution Test Lab	Price Adjustment per Parameter
NO	N/A	None
YES	NO	None
	YES	Outside Range 1 but not Range 2: decrease by 10%
		Outside Range 2: decrease by 25%

CITY OF ANN ARBOR
 DETAILED SPECIFICATION
 FOR
ACCEPTANCE OF HMA MIXTURES, CITY OF ANN ARBOR

AA:MGN
 FHWA:05/06/16

9 of 10

02/28/18

**Table 4
 Calculating Total Price Adjustment**

Cost Adjustment as a Sum of the Highest Parameter Penalties		
Number of Samples with Parameters Out-of-Specification	Range(s) Outside of Tolerance Limits of Table 1 per Parameter	Total Price Adjustment
One	Range 1	10%
	Range 2	25%
Two	Range 1 & Range 1	20%
	Range 1 & Range 2	35%
	Range 2 & Range 2	50%
Three or more	Range 1, Range 1 & Range 1	20%
	Range 1, Range 1 & Range 2	35%
	Range 1, Range 2 & Range 2	50%
	Range 2, Range 2 & Range 2	50%

Each parameter of Table 1 is evaluated with the total price adjustment applied to the base and/or unit price based on a sum of the two parameter penalties resulting in the highest total price adjustment in accordance with Table 4. For example, if three parameters are out-of-specification, with two parameters outside Range 1 of Table 1 tolerance limits, but within Range 2 of Table 1 limits and one parameter outside of Range 2 of Table 1 tolerance limits and the Engineer approves leaving the mixture in place, the total price adjustment for that quantity of material is 35 percent.

If acceptance tests, as described in Section e. of this special provision, show that a Table 1 mixture parameter exceeds the Range 1, but not the Range 2, tolerance limits, that mixture parameter will be subject to a 10 percent penalty. The 10 percent penalty will be assessed based on the acceptance tests only unless the Contractor requests that the 10,000 gram sample part retained for possible dispute resolution testing be tested. The Contractor has 4 calendar days from receipt of the acceptance test results to notify the Engineer, in writing, that dispute resolution testing is requested. The Contractors QC test results for the corresponding QA test results must result in an overall payment greater than QA test results, otherwise the QA tests will not be allowed to be disputed. The Engineer has 4 calendar days to send the dispute resolution sample to the MDOT Central Laboratory and the resultant dispute test results will be used to determine the penalty per parameter, if any. If the dispute testing results show that the mixture parameter is out-of-specification, the Contractor will pay for the cost of the dispute resolution testing and the contract unit and/or base price for the material will be adjusted, based on all test result parameters from the dispute tests, as shown in Table 3 and Table 4.

CITY OF ANN ARBOR
DETAILED SPECIFICATION
FOR
ACCEPTANCE OF HMA MIXTURES, CITY OF ANN ARBOR

AA:MGN
FHWA:05/06/16

10 of 10

02/28/18

If the dispute test results do not confirm the mixture parameter is out-of- specification, then the Local Agency will pay for the cost of the dispute resolution testing and no price adjustment is required.

If acceptance tests, as described in section e. of this special provision, show that a Table 1 mixture parameter exceeds the Range 2 tolerance limits, the 10,000 gram sample part retained for possible dispute resolution testing will be sent, within 4 calendar days, to the MDOT Central Laboratory for further testing. The MDOT Central Laboratory's test results will be used to determine the penalty per mixture parameter, if any. If the MDOT Central Laboratory's results do not confirm the mixture parameter is out-of-specification, then no price adjustment is required. If the MDOT Central Laboratory's results show that the mixture is out-of-specification, and the Engineer approves leaving the out-of-specification mixture in place, the contract unit and/or base price for the material will be adjusted, based on all parameters, as shown in Table 3 and Table 4.

In the case that the Contractor disputes the results of the test of the second sample obtained for a particular day of production, the test turn-around time frames given would apply to the second test and there would be no time frame on the first test.

g. Measurement and Payment.- The completed work, as described herein, will be measured and paid for using applicable pay items as described in subsection 501.04 of the Standard Specifications for Construction, or the contract, except as modified in Section g. Price Adjustments.

CITY OF ANN ARBOR
DETAILED SPECIFICATION
FOR
HMA PAVING, CITY OF ANN ARBOR

WT:VCM

1 of 4

02/15/18

a. Description.- Hot Mix Asphalt (HMA) pavement base, leveling, and top courses shall be constructed in accordance with Section 501 of the 2012 MDOT Standard Specifications for Construction, except as modified herein, and as directed by the Engineer.

b. Construction Methods.-

Equipment- All equipment shall conform to Section 501.03.A of the 2012 MDOT Standard Specifications, except as modified herein.

The Contractor shall have a 10 foot long straight edge, rubber-tired backhoe (Case 580 type, or equivalent), air-compressor with the ability to develop a minimum pressure of 100 pounds per square inch and continuous rated capacity of 150 cubic feet per minute of air flow, and jackhammer available during all paving operations. The Contractor shall be required to perform any miscellaneous cleaning, trimming, material removal, and other tasks as required by the Engineer in order to ensure the proper and orderly placement of all HMA materials on this project.

The Contractor shall provide sufficient rollers to achieve the specified asphalt densities.

At various times throughout the work, the Engineer may direct the Contractor to use smaller and/or lighter equipment, and to defer certain work tasks, in order to protect the grade and/or adjacent areas; including hauling units. The Contractor shall not be entitled to any additional compensation for the use of smaller equipment, lighter equipment, or work task deferral.

Cleaning and Bond Coat application- Cleaning and bond coat application shall be performed in accordance with Sections 501.03.C and 501.03.D of the 2012 MDOT Standard Specifications, except as modified herein, and as directed by the Engineer.

The Contractor shall furnish and operate throughout the construction period, vacuum-type street cleaning and utility structure cleaning equipment (Vac-All, Vactor, etc.) approved by the Engineer, and when directed by the Engineer, for street cleaning immediately prior to, and for street and utility structure cleaning after any and all paving. The cleaning equipment shall be of sufficient power to remove dust, dirt, and debris from the pavement and from utility structures in and adjacent to the construction area. The vac-all or similar equipment and shall be approved by the Engineer prior to beginning the work.

CITY OF ANN ARBOR
DETAILED SPECIFICATION
FOR
HMA PAVING, CITY OF ANN ARBOR

WT:VCM

2 of 4

02/15/18

The equipment used shall have an effective means for preventing any dust resulting from the operation from escaping into the air.

The bond coat shall be applied at a minimum rate of 0.10 gallons/yd². Before placing the bond coat, the existing pavement surface shall be thoroughly cleaned. The Contractor shall also thoroughly clean all joints, cracks, and edges to a minimum depth of one inch with compressed air, vac-all type equipment, or other approved mechanical or hand methods, to remove all dirt, debris, and all foreign material.

HMA Placement- Placement shall conform to Section 501.03.F of the 2012 MDOT Standard Specifications, except as modified herein, and as directed by the Engineer.

HMA placement shall not commence until a “Permit to Place” (no additional costs are required to obtain this permit) has been issued in writing by the Engineer. The Permit to Place shall be issued after the aggregate base course or the adjacent, underlying layer of pavement section has been approved by the Engineer.

The final structure adjustments must be approved by the Engineer prior to the issuance of the “Permit to Place” for the wearing course.

The top course shall be placed with a ¼” lip at the gutter edge of metal.

All HMA thickness dimensions are compacted-in-place.

Paving Operation Scheduling – The Contractor shall schedule the paving operation to avoid longitudinal cold joints that would be required to be left “open” over night.

In all cases, the Contractor shall pave the primary road’s through-traffic lanes (“main line”) first, from point-of-beginning to the point-of-ending. All other paving including, but not limited to; acceleration and deceleration lanes, intersection approaches, and center left-turn lanes shall be paved following completion of main line paving, unless authorized by the Engineer prior to the placement of any pavement.

Rate of Paver operation - The rate of the paver’s travel shall be maintained such that the paving operation will be continuous, resulting in no transverse cold joints, but shall never exceed the rate of 50 feet per minute.

CITY OF ANN ARBOR
 DETAILED SPECIFICATION
 FOR
HMA PAVING, CITY OF ANN ARBOR

WT:VCM

3 of 4

02/15/18

The Contractor shall furnish and operate enough material, equipment, and hauling units so as to keep the paving machine(s) moving continuously at all times. Failure to do so shall be cause for the suspension of the paving operation until the Contractor can demonstrate to the satisfaction of the Engineer, that sufficient resources have been dedicated to perform the work in accordance with the project specifications.

Longitudinal and Transverse Joints- shall conform to Section 502.03.F of the 2012 MDOT Standard Specifications and as specified herein.

For mainline HMA paving, the width of the mat for each pass of the paver shall be not less than 10.5', nor greater than 15', except as noted in the plans and as directed by the Engineer. The Engineer will direct the layout of all HMA longitudinal joints during construction.

Feather Joints – shall be constructed so as to vary the thickness of the HMA from zero inches to the required paving thickness at the rate of approximately 1.5" over a distance of 10 feet, or as directed by the Engineer. The Contractor shall rake the larger pieces of aggregate out of feather joints prior to compaction.

Butt Joints - Construction of butt joints, where directed by the Engineer, shall conform to Section 501.03.C.3 and 501.03.C.4 of the 2012 MDOT Standard Specifications, except as modified herein.

When a butt joint is specified or directed to be placed by the Engineer, remove the existing HMA surface to the thickness of the proposed overlay, or full-depth, as directed by the Engineer, for the full width or length of the joint. The HMA material shall be sawcut to the directed depth along the pavement edge or removal line to prevent tearing of the pavement surface. Cut joints that will be exposed in the completed surface must be cut with a saw or a cold-milling machine or other methods approved by the Engineer. Joints that will be covered by HMA must be cut with a saw, a cold-milling machine, or other methods approved by the Engineer.

Rakers- the Contractor shall provide a minimum of two rakers during the placement of all wearing and leveling courses.

Faulty Mixtures – The Contractor and Engineer shall carefully observe the paving operation for signs of faulty mixtures. Points of weakness in the surface shall be removed or corrected by the Contractor, at his/her sole expense, prior to paving subsequent lifts of bituminous material. Such corrective action may include the removal

CITY OF ANN ARBOR
DETAILED SPECIFICATION
FOR
HMA PAVING, CITY OF ANN ARBOR

WT:VCM

4 of 4

02/15/18

and replacement of thin or contaminated sections of pavement, segregated HMA, and any sections that are weak or unstable. Once the Contractor or his representative is notified by the Engineer that the material being placed is out of allowable tolerances, or that there is a problem with the paving operation, the Contractor shall stop the paving operation at once, and shall not be permitted to continue placing bituminous material until again authorized by the Engineer. Any costs associated with meeting the requirements specified herein shall not be paid for separately, but shall be included in the item(s) of work being performed at the time the faulty mixture was discovered.

c. Measurement and Payment.- Unused HMA remaining in trucks after the work is completed shall be returned to the plant and re-weighed, and the corrected weight slip shall be provided to the Engineer. No payment will be made for the unused HMA material. All weight slips must include the type of mixture (codes are not acceptable), as well as vehicle number, gross weight, tare weight and net weight.

All costs of meeting the requirements of this special provision shall be included in the bid prices for HMA items in the proposal and will not be paid for separately.

CITY OF ANN ARBOR
 DETAILED SPECIFICATION
 FOR
HMA APPLICATION ESTIMATE

WT:VCM

1 of 1

11/06/18

a. Description.- The work shall be performed in accordance with the requirements of Division 5 of the 2012 Michigan Department of Transportation Standard Specifications for Construction, and as herein specified.

b. Materials.

STREET NAME	PAY ITEM	HMA MIX	APPLICATION RATE	EST. THICKNESS	PERFORMANCE GRADE	AWI (min)
Riverview Drive & Huntington Place	HMA, LVSP HMA, LVSP	LVSP (top) LVSP (base)	226 lb/Syd 282.5 lb/Syd	2.0" 2.5"	PG 58-28 PG 58-28	260 260
HMA Driveways; 485 and 505 Driveway Areas	HMA Approach	HMA, LVSP (top)	452 lb/Syd (2 lifts)	4.0"	PG 58-28	260
Dover Place	HMA Approach	HMA, LVSP (top)	452 lb/Syd (2 lifts)	4.0"	PG 58-28	260

The Performance Grade asphalt binder range for the HMA mixture shall be as noted above.

The Bond Coat material shall be applied in accordance with the requirements of the Special Provision entitled "HMA Paving, City of Ann Arbor." The uniform rate of application shall be a minimum of 0.10 gallons/yd² and be approved by the Engineer. This work will not be paid for separately, but shall be included in the cost of other pay items.

c. Measurement and Payment.- The work shall be measured and paid for as provided elsewhere in the contract documents.

CONCRETE PLACEMENT AND PROTECTION 601B

CITY OF ANN ARBOR DETAILED SPECIFICATION FOR CONCRETE PLACEMENT AND PROTECTION

AA:MGN

1 of 3

02/28/18

a. Description.- This work shall consist of furnishing all labor, material, and equipment needed to furnish, place, and protect all concrete material in accordance with the requirements of this Special Provision. These requirements shall not apply to concrete bridge decks, unless otherwise noted.

b. Materials.- The Concrete shall meet the requirements of Sections 601 and 701 of the 2012 Michigan Department of Transportation Standard Specifications for Construction.

The Contractor shall propose specific concrete mix designs for the intended project purpose in accordance with the requirements of this Special Provision and other applicable Special Provisions and/or project requirements. The Engineer's acceptance of a mix design shall not relieve the Contractor of their responsibility for the manufacture of the concrete mixture(s), its placement, or performance.

c. Construction Methods.- The Contractor shall perform all concrete placement operations in weather that is suitable for the successful placement and curing of the concrete materials. Concrete shall not be placed during periods of active precipitation.

The Contractor shall complete all needed formwork, base and/or sub-base preparation, and any other related items that are deemed necessary for the proper completion of the work. The Contractor shall not commence the placement of concrete until they receive all needed approvals from the Engineer for placement. The Engineer's approval of the Contractor to place concrete shall not relieve the Contractor of their responsibility for the proper placement and protection of the concrete materials or its long-term performance.

During periods when precipitation is threatening, provide durable, plastic sheeting, approved by the Engineer, in sufficient quantity to cover and protect all freshly placed concrete such that precipitation does not come into contact with the concrete. The Contractor shall arrange the placement of the plastic sheeting such that the surface of any freshly placed concrete is not marred by contact with the plastic; any seams in the plastic sheeting shall be water tight. The Contractor shall place adequate supports along and over the freshly placed concrete to prevent contact of the plastic and concrete. The Contractor shall ensure that sufficient dams or barriers are placed along the edges of the freshly placed concrete to prevent erosion of the underlying materials or damage to the edges of the freshly placed concrete. All measures shall be effective.

CONCRETE PLACEMENT AND PROTECTION 601B

CITY OF ANN ARBOR DETAILED SPECIFICATION FOR CONCRETE PLACEMENT AND PROTECTION

AA:MGN

2 of 3

02/28/18

Any concrete damaged by precipitation shall be removed and replaced at the Contractor's expense. The Engineer shall decide if the concrete has been damaged and the limits of removal and replacement.

Concrete shall only be placed when the rate of surface evaporation at the site is less than 0.20 pounds per square foot per hour, according to Figure 706-1 of the 2012 Michigan Department of Transportation Standard Specifications for Construction. The Contractor shall provide approved equipment for determining the relative humidity and wind velocity at the site.

Water shall not be added to the placed concrete in order to aid finishing. Any water added to the concrete for slump adjustments shall be done by adding water to the mixing unit and thoroughly re-mixing the concrete for 30 revolutions of the mixing unit at mixing speed. Water shall not be added such that the design water-to-cement ratio of the concrete mixture or the design slump of the concrete mix is exceeded.

Concrete curing shall be performed in accordance with Section 602.03.M of the 2012 MDOT Standard Specifications for Construction. Curing operations shall take precedence over texturing operations and continued concrete placement. All curing compound applied shall provide uniform coverage over the entire surface being protected. The placement of curing compound shall be free of spots, blotches, or uncovered or non-uniformly covered areas. Should any areas be determined to exist by the Engineer, the curing compound shall be immediately re-applied by the Contractor at no additional cost to the project.

d. Weather Limitations.- The Contractor shall take all precautions when placing concrete to protect it from damage due to the elements. Concrete shall not be placed during precipitation events.

Concrete shall be protected from weather and temperature according to the requirements of Section 602.03.T. Concrete shall not be placed when the temperature of the plastic concrete mixture itself is greater than 90° F. In conditions where low temperature protection is required, the Contractor shall cover the concrete with insulated blankets, or other means as approved by the Engineer, to protect the concrete from damage. The concrete shall remain protected until it has reached a compressive strength of at least 1000 psi, or as directed by the Engineer.

CONCRETE PLACEMENT AND PROTECTION 601B

**CITY OF ANN ARBOR
DETAILED SPECIFICATION
FOR
CONCRETE PLACEMENT AND PROTECTION**

AA:MGN

3 of 3

02/28/18

e. Protection of Concrete from Construction Traffic, Vandalism and Graffiti.-

The Contractor shall take all needed precautions to protect any concrete placed from being damaged by foot traffic, vehicular traffic, Contractor's equipment and personnel, subsequent construction operations, vandalism, and the like.

The Contractor shall provide sufficient personnel to guard and protect newly placed concrete until such time as it has hardened sufficiently to prevent damage. Any concrete curing compound damaged by Contractor foot traffic or equipment shall be immediately recoated by the Contractor at the Engineer's request.

Any concrete which is marked by graffiti, cracks other than at joints, or otherwise damaged before it has sufficiently hardened to prevent damage shall be removed and replaced in accordance with the appropriate project specifications at the Contractor's sole expense.

f. Measurement and Payment.- All costs associated with the conformance to the requirements of this Special Provision will not be paid for separately, but shall be considered to be included in the respective items of work.

CONCRETE CURB AND DRIVEWAY OPENINGS 802

CITY OF ANN ARBOR
DETAILED SPECIFICATION
FOR
CONCRETE CURB AND DRIVEWAY OPENINGS

WT:VCM

1 of 3

02/09/18

a. Description.- This work shall consist of constructing concrete curb and gutter, and concrete curb openings in accordance with Section 802 of the MDOT 2012 Standard Specifications for Construction, as shown on the plans, and as specified herein.

b. Materials.- The materials shall meet the requirements as specified in Section 802.02 of the 2012 MDOT Standard Specifications and as specified herein:

Driveway Opening, Conc., Detail M, P-NC shall be Grade P-NC Concrete (658 lbs/cyd cement content). Driveway Opening, Conc, Detail L, P1 shall be Grade P1 Concrete (526 lbs/cyd cement content.). All concrete mixtures shall be made with 6AA coarse aggregate.

All other concrete curb and gutter specified herein shall be grade P1 with 6AA coarse aggregate. The Contractor may elect to add GGBFS to P1 mixtures in accordance with the requirements of the contract documents. No additional payment will be made for concrete mixtures containing GGBFS.

All concrete mixtures shall contain 6AA coarse aggregates which are either natural or limestone and meet the requirements of Section 902.

It shall be the Contractor's sole responsibility to propose specific concrete mix designs which meet the requirements of this Special Provision and the contract documents.

c. Construction Methods.- Curb and Gutter, Conc, Det F4; Special, Curb, Conc., E4; and Curb and Gutter, Conc, Det F6 shall be constructed as shown in the MDOT Standard Plans R-30 series, as detailed in this specification, and as shown in the plans.

All driveway openings shall be constructed in accordance with MDOT Standard Detail R-29-H for Concrete Driveway Openings, Details "L" and "M."

Expansion joints of the thickness shown on the details shall be placed as directed by the Engineer.

The preparation of the aggregate base course upon which the curb and gutter and drive openings are to be constructed shall be performed in accordance with the Special Provision entitled "Subbase, CIP, ____, Modified" and "Aggregate Base, 21AA, Modified".

CONCRETE CURB AND DRIVEWAY OPENINGS 802

CITY OF ANN ARBOR
DETAILED SPECIFICATION
FOR
CONCRETE CURB AND DRIVEWAY OPENINGS

WT:VCM

2 of 3

02/09/18

The concrete curb and gutter and/or driveway openings shall not be constructed on a pedestal or a mound. The aggregate base course shall be constructed the full width of the stage or phase in which concrete curb and gutter or driveway opening is to be constructed.

The concrete items being placed shall not be opened to construction or vehicular traffic until such time as the concrete has reached the required flexural strength. The Contractor shall cast beams in accordance with Section 603.03.B.10, and as approved by the Engineer, and obtain concrete flexural strength in accordance with the requirements of Section 104.11, Table 104-2. Beams cast for open to traffic determinations shall be cured in the same manner and environment as the concrete items which they represent.

Flexural strength beams shall be tested (broken) with a device meeting the approval of the Engineer and be in a state of good repair and shall be calibrated by an accredited testing laboratory or engineering company within a period of two years from the date of the test being performed.

d. Measurement and Payment.- The completed work as measured shall be paid for at the contract unit price for the following contract items (pay items):

<u>Contract Item (Pay Item)</u>	<u>Pay Unit</u>
Curb and Gutter, Conc, Det F4, Special.....	Foot
Curb and Gutter, Conc, Det F6, Special.....	Foot
Driveway Opening, Conc, Detail M, P-NC.....	Foot
Curb, Conc., E4.....	Foot

The pay items will be measured in length by the foot and will be payment in full for all labor, equipment and material needed to properly complete this work.

At curb openings for sidewalk ramps, the concrete curb and gutter (without the curb face) will be measured and paid for at the contact unit price for curb and gutter.

Driveway Opening, Conc, Detail L, P 1 shall not be paid for separately, but shall be included in the concrete curb and gutter or concrete pavement with integral curb pay items.

CONCRETE CURB AND DRIVEWAY OPENINGS 802

**CITY OF ANN ARBOR
DETAILED SPECIFICATION
FOR
CONCRETE CURB AND DRIVEWAY OPENINGS**

WT:VCM

3 of 3

02/09/18

Where the Engineer directs the use of high early strength concrete for pay items that are not designated as "P-NC," the additional cement shall be paid for separately. No additional payment will be made for cement for pay items that are designated "P-NC."

CITY OF ANN ARBOR
DETAILED SPECIFICATION
FOR
HMA SLOPED CURB

WT:VCM

1 of 2

02/15/18

a. Description.- The work consists of installing bituminous curb on the existing bituminous pavement. The work shall be performed in accordance with the requirements of Section 805 of the 2012 Michigan Department of Transportation Standard Specifications for Construction, and as herein specified.

The bituminous curb shall conform to the cross section as shown on the plans.

b. Materials.

Bituminous mixture for curb shall be LVSP mixture as specified in Special Provision 501C, Application Estimate.

Bond Coat material shall be applied to the existing pavement in accordance with the requirements of the Special Provision entitled "HMA Paving, City of Ann Arbor." The uniform rate of application shall be a minimum of 0.10 gallons/yd² and be approved by the Engineer. This work will not be paid for separately, but shall be included in the cost of other pay items.

c. Construction.

The bituminous concrete curb shall be constructed as shown on the Plans or as directed by the Engineer and shall include the conditioning and treating of the surface on which the curb is to be placed and the application of bond coat.

The method of construction shall conform to Section 805.03 of the 2012 MDOT Standard Specifications for Construction, unless otherwise specified.

The bituminous mixture shall be thoroughly compacted by the curbing machine to the cross section shown on the Plans, or as determined by the Engineer. The curb shall be formed to the density to produce a tight surface texture. Curbs showing segregation, slumping, or misalignment shall be removed and replaced at the Contractor's expense.

When specified on the Plans or as directed by the Engineer, an application of asphalt emulsion or other approved bituminous coating shall be applied to the finished curb at the joint of the curb and pavement, or to the inside face of the curb, or to both, as a protective seal.

Backfilling behind the curb shall not commence until the bituminous mixture has cured.

CITY OF ANN ARBOR
DETAILED SPECIFICATION
FOR
HMA SLOPED CURB

WT:VCM

2 of 2

02/15/18

The backfill material shall be placed and thoroughly tamped and compacted to the satisfaction of the Engineer, without disturbing the curb, and shall be left in a neat and workmanlike condition.

d. Measurement and Payment.- The completed work as measured will be paid for at the contract unit prices for the following contract items (pay items):

<u>Contract Item (Pay Item)</u>	<u>Pay Unit</u>
Curb Sloped, HMA, Special	Foot

Curb Sloped, HMA, Special shall include all labor, material, and equipment required for construction of the curb, and shall include, but is not limited to, all construction; preparation of existing bituminous base; furnishing and applying bond coat; furnishing, laying, and compacting of the bituminous curb; furnishing and applying the protective seal; protection of existing site features to remain in place; backfilling behind completed curb; and all items necessary to complete the work as shown on the plans, as detailed in the specifications, and as directed by the Engineer.

Measurement for bituminous curb will be in lineal feet, determined by field measurement.

CITY OF ANN ARBOR
DETAILED SPECIFICATION
FOR
PROTECTIVE FENCING

WT:VCM

1 of 2

02/15/18

a. Description.- This work shall consist of taking all reasonable measures to protect all existing trees and vegetation designated to remain and be protected within the project limits and the construction influence area, in accordance with Sections 201.03.A.2 and Section 808 of the Michigan Department of Transportation 2012 Standard Specifications for Construction, except as specified herein. The work shall also consist of installing protective fencing at the limits of the construction area as shown on the plans or in areas directed by the Engineer.

b. Materials. - Fabric shall be orange, vinyl, snow fence material, 4 feet tall. Posts shall be 6 foot long, T-shaped, metal posts or 2 inch square hardwood stakes

c. Means and Methods of Protection.- Install protective fence at the limits of the construction area as shown on the plans or as directed by the Engineer.

The Contractor shall not operate equipment within the tree protection fence of any existing tree without the approval of the Engineer.

Construction material, supplies, or equipment shall not be stockpiled or stored within the limits of the tree protection fence.

Vehicles and personnel are not permitted within the limits of the tree protection fence.

The Contractor shall not attach chains, cables, ropes, nails, or other articles to any tree at any time.

Tree roots exposed during construction that are 1-1/2 inch or greater in diameter must be pruned. All pruning operations shall be reviewed and approved by the Engineer. All root pruning shall be performed with sharp tools and shall provide clean cuts that do not unnecessarily damage the remaining bark or root. The Contractor shall not perform any backfilling operations until all root maintenance has been performed.

Any damage to trees owned by the City of Ann Arbor or other trees designated to be protected due to the Contractor's activities or activities of the Contractor's subcontractors or suppliers shall be repaired under the direction of the City Forester by an approved forestry specialist. The costs of these repairs shall be the sole responsibility of the Contractor.

Should the Contractor's operations damage a plant's roots to the extent that it must be removed, the Contractor shall either replace the plant with a commensurate number of plants, 2½" caliper trees of the species as determined by the City, or compensate the City

CITY OF ANN ARBOR
DETAILED SPECIFICATION
FOR
PROTECTIVE FENCING

WT:VCM

2 of 2

02/15/18

of Ann Arbor for the cash value of the plant or tree as determined by the City of Ann Arbor’s Forester. The City of Ann Arbor shall be solely responsible for determining which compensation method is used.

The City Forester shall supervise the replacement of any trees at the sole expense of the Contractor.

Remove tree protection fence when directed by the Engineer.

d. Measurement and Payment.- The completed work shall be paid for at the contract unit price for the following contract items (pay items):

<u>Contract Item (Pay Item)</u>	<u>Pay Unit</u>
Protective Fence, Orange, Plastic, 4 foot Ht.	Foot

“Protective Fence, Orange, Plastic, 4 foot Ht.” will be measured in length, by feet of protective fence used, and will be paid for at the contract unit price which shall be payment in full for all labor, materials, and equipment needed to accomplish this work. No additional payment will be made for maintenance or reinstallation of fence during the construction period. No additional payment will be made for repair or replacement of vegetation as noted above.

CITY OF ANN ARBOR
DETAILED SPECIFICATION
FOR
MINOR TRAFFIC DEVICES, MAX. \$ _____

WT:VCM

1 of 2

02/15/18

a. Description.- This work shall consist of protecting and maintaining vehicular and pedestrian traffic in accordance with the City of Ann Arbor Standard Specifications for Construction; Section 812 of the 2012 MDOT Standard Specifications for Construction; Part 6 of the Michigan Manual of Uniform Traffic Control Devices, Latest Revised Edition (MMUTCD); this Detailed Specification; and, as shown on the plans and as directed by the Engineer.

This item of work shall include, but not be limited to:

- The furnishing and operating of miscellaneous signs, warning devices, flag-persons, and cones as required for the entire duration of the project;
- The operation of additional signs furnished by the City;
- Furnishing and installing meter bags (where required);
- Coordinating with the City to have meter heads removed and reinstalled (where required);
- Maintaining pedestrian traffic;
- Temporarily covering conflicting traffic controls with Engineer-approved covers;
- Temporarily covering conflicting existing signs as directed by the Engineer with approved sign covers; and,
- Any and all other miscellaneous and/or incidental items that are necessary to properly and safely perform the work.

The Contractor shall maintain vehicular and pedestrian traffic during the work by the use of flag-persons, channelizing devices, and signs as necessary, as directed by the Engineer, and in accordance with MMUTCD.

Typical applications for maintaining pedestrian traffic in accordance with the MMUTCD are included in plan set for this project.

b. Materials.- Traffic maintenance material and equipment shall meet the requirements as specified in Section 812.02 of the 2012 MDOT Standard Specifications for Construction.

c. Construction Methods.- All temporary traffic/pedestrian control devices furnished by the Contractor shall remain the property of the Contractor. The City shall not be responsible for stolen or damaged signs, barricades, barricade lights or other traffic maintenance items. The Contractor shall replace missing traffic control devices immediately and at no additional cost to the City.

CITY OF ANN ARBOR
DETAILED SPECIFICATION
FOR
MINOR TRAFFIC DEVICES, MAX. \$ _____

WT:VCM

2 of 2

02/15/18

All existing signs, and signs erected by the City of Ann Arbor, on this project shall be preserved, protected, and maintained by the Contractor. Existing City-owned signs that are damaged by the Contractor during the work will be repaired by the City at the Contractor's expense.

The Contractor shall temporarily cover conflicting traffic and/or parking signs when directed by the Engineer.

When traffic control devices have been damaged by, or due to, the negligence of the Contractor, his subcontractors or material suppliers, the traffic control devices shall be replaced at the Contractor's sole expense.

The Contractor shall furnish and install the traffic control items as shown on the contract plan sheets and details included therein.

"Road Work Ahead" warning signs shall be placed, as indicated on the Plans, or as directed by the Engineer, prior to the start of work, regardless of the nature, magnitude or duration of the work.

Removable black pavement marking cover tape shall be used to cover conflicting pavement markings as directed by the Engineer.

Temporary pavement markings may be used within transition areas, if requested by the Contractor, and approved by the Engineer. All temporary pavement markings shall be removable.

d. Measurement and Payment.- This item of work will be paid for on a pro-rata basis at the time of each progress payment. Measurement will be based on the ratio between work completed during the payment period and the total contract amount. When all of the work of this Contract has been completed, the measurement of this item shall be 1.0 Lump Sum.

The completed work as measured for this item of work shall be paid for at the contract unit price for the following contract item (Pay Item):

Pay Item

Pay Unit

Minor Traffic Devices, Max. ____

Lump Sum

The unit price for this item of work shall include all labor, material, and equipment costs required to perform the work specified herein.

PROJECT CLEAN-UP AND RESTORATION, SPECIAL

CITY OF ANN ARBOR
DETAILED SPECIFICATION
FOR
PROJECT CLEAN-UP AND RESTORATION, SPECIAL

WT:VCM

1 of 2

02/15/18

a. Description.- This work consists of performing on-going clean-up, removing, and disposing of debris; including soil erosion control fences, protective fences, fallen timber, logs, brush, rocks, boulders, and any other rubbish generated from the Contractor's operations within the project limits or areas impacted by their operations. The Contractor shall perform final restoration and establish the planting areas as described in this Detailed Specification, as indicated on the Drawings, and as directed by the Engineer.

The related work of salvaging the existing topsoil, stockpiling the existing topsoil, preparing the earth bed, re-spreading the topsoil, furnishing the seed mixtures, sowing the seed, furnishing, placing, and anchoring the mulch blanket shall conform to the requirements of this Detailed Specification and Section 816, Turf Establishment, of the 2012 edition of the Michigan Department of Transportation (MDOT) Standard Specifications for Construction.

b. Materials.- The materials shall meet the requirements specified in the 2012 edition of the MDOT Standard Specifications for Construction, except as specified herein:

1. Mulch.- Mulch seeded areas with the appropriate materials for the site conditions to promote germination and growth of seed and to mitigate soil erosion and sedimentation. Mulch blankets shall be as specified in the Detailed Specification for "Turf Establishment".

c. Construction.- Provide project cleanup as an ongoing operation. Perform project cleanup within the right-of-way and any other areas impacted by the project work operations.

Fill all holes and ruts resulting from the work operations with Engineer-approved material. Compact and level all backfill materials and restore ruts and holes to the surrounding contour as directed by the Engineer.

Grade, spread topsoil, remove rocks over 2 inches in diameter, place additional topsoil (as needed), place permanent seeding, and furnish, place, and anchor erosion control straw mulch blanket in all areas disturbed by the Contractor's operations. The Contractor shall be responsible for performing the permanent restoration of the Project area and other areas as part of the work of this Detailed Specification.

PROJECT CLEAN-UP AND RESTORATION, SPECIAL

**CITY OF ANN ARBOR
DETAILED SPECIFICATION
FOR
PROJECT CLEAN-UP AND RESTORATION, SPECIAL**

WT:VCM

2 of 2

02/15/18

Topsoil placement shall occur at the locations called for on the Drawings or as directed by the Engineer. Minimum topsoil thickness in restoration areas shall be 4 inches. The Contractor may be required to truck in additional topsoil.

Damage to seeded areas resulting from erosion shall be repaired by the Contractor at the Contractor's expense. Scattered bare spots in seeded areas will not be allowed over 3 percent of the area nor greater than 6- by 6-inch in size.

Clean existing culverts, ditches, depressions, or other areas that contain sediment or debris from the work operations.

Neatly fill any ruts or depressions resulting from removal of soil erosion control materials with existing materials after their removal. Maintenance of silt fencing and other soil erosion control materials until such time as they are no longer needed, then removal and proper disposal of them from the site, shall be included in the bid price for the related soil erosion control device.

The project site shall be left in a condition that is clean and free of all project-generated debris and to the satisfaction of the Engineer.

d. Measurement and Payment.- The completed work as measured shall be paid at the contract unit price for the following contract pay items:

<u>Contract Pay Item</u>	<u>Pay Unit</u>
Project Clean-Up and Restoration, Special	Lump Sum

The lump sum price for "Project Clean-Up and Restoration, Special" shall include all remaining project clean-up and restoration work, including all labor, material, and equipment costs required to complete the work as specified herein.

CITY OF ANN ARBOR
 DETAILED SPECIFICATION
 FOR
TURF ESTABLISHMENT

WT:VCM

1 of 3

02/28/18

a. Description.- This work shall consist of furnishing and placing 4” of Engineer-approved topsoil, hydroseeding lawn areas, and placing mulch blankets as indicated on the plans, as detailed in the specifications, or as directed by the Engineer.

The related work of preparing the earth bed, furnishing, and placing the topsoil, furnishing the seed mixtures, furnishing the fertilizer, sowing the seed, furnishing and installing the mulch blanket and watering shall conform to the requirements of this Special Provision and Section 816, Turf Establishment, of the Michigan Department of Transportation (MDOT) 2012 Standard Specifications for Construction.

b. Materials.- The materials shall meet the requirements specified in Section 917 of the 2012 MDOT Standard Specifications for Construction except as specified herein:

- Seed shall be fresh, clean, dry, new-crop seed complying with the AOSA’s “Rules for Testing Seed”, tested for purity and germination tolerances.

Variety	Proportion By Weight	Purity	Germination
Baron Kentucky Bluegrass	25%	90	80
Kentucky Bluegrass 98/80	15%	98	80
Park Kentucky Bluegrass	15%	90	80
Omega III Perennial Ryegrass	20%	98	90
Creeping Red Fescue	25%	95	90

Maximum weed content shall be 0.30%.

- Fertilizers shall be a Class A. The percentages by weight shall be at a minimum 10N-10P-10K or as required and approved by the Engineer.
- The seed, fertilizer, and adhesive (mulch binder) shall be mixed together and applied at one time.
- Water used shall be obtained from fresh water sources and shall be free from injurious chemicals and other toxic substances.

CITY OF ANN ARBOR
DETAILED SPECIFICATION
FOR
TURF ESTABLISHMENT

WT:VCM

2 of 3

02/28/18

Mulch Blankets shall meet the requirements of Section 917.15.B.2.b of the 2012 MDOT Standard Specifications for Construction.

Double Shredded Hardwood Bark Mulch shall be the bark of hardwood trees meeting the requirements of Section 917.14 of the 2012 MDOT Standard Specifications for Construction.

c. Maintenance and Acceptance.- It is the responsibility of the Contractor to establish a dense, vigorous, weed free lawn of permanent grasses, free from mounds and depressions prior to final acceptance and payment of this project. Any portion of a seeded area that fails to show a uniform germination, shall be re-seeded. Such re-seeding shall be at the Contractor's expense and shall continue until a dense, vigorous and weed free lawn is established.

The Contractor shall maintain all lawn areas until they have been accepted by the Engineer. Lawn maintenance shall begin immediately after the grass seed is in place, and shall continue until final acceptance with the following requirements:

- Lawns shall be protected and maintained by watering, mowing, and reseeding as necessary, until the period of time when the final acceptance and payment is made. The Contractor shall establish a uniform, dense, vigorous, and weed-free stand of the specified grasses. Maintenance includes, but is not limited to; deposition of additional topsoil; re-seeding; watering; fertilizing; mowing, and any other work as required to correct all settlement, erosion, germination, and establishment issues until the date of final acceptance by the Engineer.
- Damage to seeded areas resulting from erosion shall be repaired by the Contractor at the Contractor's expense. Scattered bare spots in seeded areas will not be allowed over three (3) percent of the area nor greater than 6"x 6" in size.

When the above requirements have been fulfilled, the Engineer will accept the lawn.

CITY OF ANN ARBOR
 DETAILED SPECIFICATION
 FOR
TURF ESTABLISHMENT

WT:VCM

3 of 3

02/28/18

d. Measurement and Payment.- The completed work shall be paid for at the contract unit price for the following contract items (pay items):

<u>Contract Item (Pay Item)</u>	<u>Pay Unit</u>
Topsoil Surface, 4 inch	Square Yard
Hydroseeding.....	Square Yard
Double Shredded Hardwood Bark Mulch.....	Square Yard

"Topsoil Surface, 4 inch" and "Hydroseeding" will be measured by area in square yards and will be paid for at the contract unit prices which shall be payment in full for all labor, materials, and equipment needed to accomplish this work.

Topsoil placement shall occur at the locations called for on the plans or, as directed by the Engineer. The unit price "Topsoil Surface, 4 inch" shall include the grading of the area to receive the topsoil, preparing the earth bed, spreading and raking the topsoil to provide a uniform surface free of large clods, lumps, rocks, brush, roots, or other deleterious materials, as determined by the Engineer.

The hydroseeding shall be placed on all lawn areas as called for on the plans, and shall include furnishing and installing seed, fertilizer, mulch blankets, and all required watering necessary for the establishment of the turf. Watering will not be paid for separately.

Any damage or soiling to signs, fences, trees, pavements, or structures shall be repaired and/or cleaned by the Contractor at the Contractor's sole expense.

After initial placement of the topsoil and hydroseed mixture(s), fifty (50) percent of the total quantity placed for each item will be certified for payment. The remaining fifty (50) percent of the total quantities will be held by the Engineer until such time as all lawn areas have been established and accepted by the Engineer.

Final acceptance shall occur no sooner than June 15th of the year after the year in which the lawn areas were initially planted during the previous spring planting season; or, final acceptance will occur no sooner than November 1st of the year after the year in which the lawn areas were initially planted during the previous summer planting season.

In no case shall lawn areas be accepted in the same year in which they were planted.

CITY OF ANN ARBOR
DETAILED SPECIFICATION
FOR
WATER MAIN AND APPURTENANCES

WT:VCM

1 of 27

02/22/18

a. Description.- The Contractor shall furnish all labor, equipment, pipe, valves, fittings, restrained-joint pipe, restrained-joint gaskets, special gaskets as detailed on the plans and in the specification, polywrap, blow-off assemblies, fire hydrants, fire hydrant extensions, supplemental lighting towers, and all other materials necessary to complete the work as shown on the Plans, as detailed in this Detailed Specification, and as directed by the Engineer.

All water main installation and testing procedures shall be performed in accordance with the plans, the requirements of this Detailed Specification, and as directed by the Engineer. The Contractor shall excavate all trenches and pits to the required dimensions; sheet, brace, and properly support the adjoining ground or structures where necessary to comply with MIOSHA, Section 104.07.B of the MDOT 2012 Standard Specifications for Construction, and other relevant safety standards.

The work for all items shall include, but not be limited to; pavement saw-cutting; excavation and disposal of excavated material; connections to new and existing water mains; the furnishing and installation of solid sleeves and push-on-joint plugs where needed; the furnishing, installation, and removal of sheeting and/or shoring where needed; all items necessary for the protection of the trench and all persons employed in the work during the work day and “after-hours” periods; polywrap; the furnishing, placement and compaction of approved bedding and backfill materials; thrust blocks; additional labor and equipment costs associated with any required nighttime water main work; cleaning, disinfecting, flushing, bacteriological and hydrostatic testing; and any other required items to complete the work as shown on the plans, as detailed in this Detailed Specification, and as directed by the Engineer.

The work of installing a gate valve-in-well shall include installation and backfill of the specified valve, furnishing and installing pre-cast concrete gate wells including the concrete base, straight pre-cast concrete sections, transition sections, and the adjustment of the structure cover. No separate payment will be made for adjusting the structure covers on new gate wells. The gate well cover shall be paid as “Dr Structure Cover.” Upon completion of the work, the Contractor shall clean the Gate Well to the approval of the Engineer.

The cost of adjusting new gate valve-in-boxes shall be included in the unit price for Gate Valve-in-Box and shall not be paid for separately.

CITY OF ANN ARBOR
DETAILED SPECIFICATION
FOR
WATER MAIN AND APPURTENANCES

WT:VCM

2 of 27

02/22/18

The fire hydrant assembly work shall include the hydrant, the 6 inch gate valve-in-box, 3 feet of 6 inch pipe, the thrust block, and any required extensions to install the fire hydrant to the finish grade as shown on the plans.

b. Materials.-

1. Submittals. Prior to beginning construction, the Contractor shall submit the following:
 - A. Product data on all ductile iron pipe, valves, fittings, asbestos concrete pipe to ductile iron pipe fittings, and hydrants.
 - B. Manufacturer's certifications on all pipe, fittings, and precast concrete units indicating that all materials meet the minimum requirements of these specifications.
 - C. Information on equipment and methods to be used for flushing, chlorination, pressure and bacteriological testing.
2. General Specifications.
 - A. Cast Ductile Iron Pipe and Fittings:

Cast ductile iron pipe shall be Iron Grade 60-42-10 and meet the requirements of ANSI/AWWA C151/A21.51 in all respects; with standard thickness cement mortar lining and asphaltic seal coat in accordance with ANSI/AWWA C104/A21.4; and, coated outside with an asphaltic coating in accordance with ANSI/AWWA C151/A21.51. 100% of the ferrous metals used in the manufacture of cast ductile iron pipe shall be recycled from scrap and other sources.

All pipe shall be either Pressure Class 250 or 350 (Table 50.5 ANSI/AWWA C150/A21.50) as detailed on the plans, or Thickness Class 50 (Table 50.15, ANSI/AWWA C150/A21.50). Ductile iron pipe crossing under a railroad shall be thickness Class 56.

Cast ductile iron river crossing pipe shall be Clow Corp. "F-141 River Crossing Pipe", U.S. Pipe "USIFLEX Boltless Flexible Joint Pipe" or equal approved by the Engineer, and shall be thickness Class 56 minimum. The

CITY OF ANN ARBOR
DETAILED SPECIFICATION
FOR
WATER MAIN AND APPURTENANCES

WT:VCM

3 of 27

02/22/18

pipe shall have a boltless flexible joint of the ball and socket type, and be designed for, and rated at, a minimum interior working water pressure of 250 psi.

Restrained joint pipe, where called for on the Plans, shall be boltless, factory-manufactured, by the installation of retainer weldment and ductile iron locking segments or rings. Restrained joint pipe shall be Ductile Iron manufactured in accordance with the requirements of ANSI/ AWWA C151/A21.51. Joints for restrained joint pipe shall be in accordance with ANSI/AWWA C111/A21.11. Restrained joint fittings and the restraining components shall be Ductile Iron in accordance with applicable requirements of ANSI/AWWA C110/A21.10 and/or C153/A21.53 with the exception of the manufacturer's proprietary design dimensions. Push-on joints for such fittings shall be in accordance with ANSI/AWWA C111/A21.11.

Restrained joint pipe shall be TR-Flex restrained joint pipe manufactured by U.S. Pipe; Lok-Ring pipe for pipe diameters 54" through 64" or Flex-ring pipe for pipe diameters less than 54" manufactured by American Ductile Iron Pipe; or, equal as approved by the Engineer. Bolts and nuts for "field-cut" retainer assemblies shall be stainless steel.

Cast ductile iron fittings shall be push-on joint (with the exception of solid sleeves and fire hydrants which shall be mechanical joint), meeting the requirements of ANSI/AWWA C110/A21.10 for short body cast iron fittings.

Fittings shall have a cement mortar lining and asphaltic seal coat in accordance with ANSI/AWWA C104/A21.4 and ANSI/AWWA C110/A21.10. The outside of all fittings shall have an asphaltic coating in accordance with ANSI/AWWA C110/A21.10.

Solid sleeves shall be long-pattern sleeves.

B. Gate Valves and Gate Valve Boxes:

All gate valves shall be resilient seated meeting the requirements of AWWA C509. All valves shall be of the push-on joint type, unless used on tapping sleeve assemblies, or noted otherwise on the plans. The valves supplied shall be:

- a. Metroseal 250 Resilient Seated Gate Valve as manufactured by

CITY OF ANN ARBOR
DETAILED SPECIFICATION
FOR
WATER MAIN AND APPURTENANCES

WT:VCM

4 of 27

02/22/18

- U.S. Pipe & Foundry Company
- b. U. S. Pipe and Foundry Tyton Joint, Resilient Wedge Seated Gate Valve, meeting the requirements of AWWA C 509, AWWA C550, and ASTM D 2794
 - c. American Flow Control, Series 2500, Single Resilient Wedge
 - d. East Jordan Iron Works FlowMaster Resilient Wedge Valve
 - e. Mueller Series, 4" through 12", A-2360-38, Resilient Wedge – SL x SL
 - f. Tyler Series DRS 250-22 Double Resilient Wedge

All valves shall come equipped with a two-inch square operating nut, opening right.

Valve Boxes shall be Tyler 6860 Buffalo type, Size D, screw-type, 3 piece, 5-1/4 inch shaft and a No. 6 Base for a valve 8 inches or less and a No. 8 base for 10 and 12 inch valves.

C. Gate Valve Wells:

Pre-cast reinforced concrete bases, bottom sections, manhole risers, grade adjustment rings, concentric cones, eccentric cones, and flat-slab tops shall conform to the requirements of ASTM C-478. Joints on precast gate wells shall meet the requirements of ASTM C-443, rubber O-ring gasket.

Flat-slab top, pre-cast, gate wells shall be designed to accommodate HL-93 Modified Live Load requirements as determined by a Professional Engineer licensed by the State of Michigan, regardless of where they are to be installed. For the purposes of design, a HL-93 Modified Live Load shall consist of 1.2 times the design truck or 1.2 times a single 60 kip load, whichever produces the greater stresses.

D. Fire Hydrants:

Fire hydrants shall be East Jordan Iron Works Model 5-BR Water Master BR 250 with traffic flange; American Flow Control 5-1/4" Pacer, WB 67-250; or, Waterous Model TCV-5 with traffic flange. All fire hydrants shall have the following features: a 6 inch mechanical joint pipe connection, ANSI/AWWA C111/A21.11; two 2-1/2 inch National Standard hose connections; one 4 inch Stortz pumper connection; 1-3/8 inch pentagon

CITY OF ANN ARBOR
 DETAILED SPECIFICATION
 FOR
WATER MAIN AND APPURTENANCES

WT:VCM

5 of 27

02/22/18

operating and cap nuts (1-3/8 in. point-to-flat at top; 1-7/16 in. point-to-flat at base); open left; breakable flange construction; no barrel drain; and a painted red finish. Depth of bury (bottom of pipe to ground surface) is generally 6 feet but may vary depending on specific site conditions. The Stortz pumper connection must be 21 in. ± 3 in. above finished grade, and the breakable traffic flange must be between finished grade and 8 in. above finished grade.

Fire hydrant extensions shall be fully compatible with the manufacturer of the fire hydrant assembly provided and be approved by the Engineer. East Jordan Iron Works hydrants shall be provided with a model 5-BR extension kit; and, Waterous Fire Hydrants shall be provided with a F1-K562-6 extension kit.

All fire hydrants must be certified by Underwriters Laboratory (UL) or the National Sanitation Foundation (NSF) for use in a potable water system.

E. Tapping Sleeves and Valves:

Tapping sleeves and valves shall be manufactured of cast iron or stainless steel and designed for water service with a minimum working pressure of 150 psi. The sleeve shall be a full-bodied split sleeve design manufactured by one of the following manufacturers:

- a) Clow No. F-5205;
- b) Mueller Co. No. H-615;
- c) Waterous Series 800;
- d) East Jordan Iron Works MJ Tapping Sleeve with East Jordan FlowMaster RW Valve;
- e) Tyler/Union D.I. MJ Tapping Sleeve;
- f) Ford Meter Box Company Style FTSS;
- g) Power Seal Model No. 3490 AS;
- h) Smith Blair Model No. 622;
- i) JCM 432 All Stainless Steel Tapping Sleeve; and
- j) Price Brothers Company Tapping Sleeve for Prestressed Concrete Steel Cylinder Pipe (only to be used on concrete water mains.)

Tapping Sleeves for Pre-stressed Concrete Steel Cylinder Pipe shall be in

CITY OF ANN ARBOR
DETAILED SPECIFICATION
FOR
WATER MAIN AND APPURTENANCES

WT:VCM

6 of 27

02/22/18

accordance with AWWA M-9. The sleeves shall have a separate gland which permits installation of the sleeve prior to cutting of the prestress wires. The gland shall have a fusion epoxy coated (per AWWA C-213) waterway, and a broad gasket set in a retaining groove of a pressure plate gusseted to eliminate flexing. The gland shall be equipped with load bearing set screws to protect the cylinder. Grout under saddle is needed whether saddle is epoxy coated or not. Sleeves shall be furnished with grouting seals and grout horns to facilitate filling the space between the sleeve and the pipe. Tapping sleeves shall be a Price Brothers Company Tapping Sleeve for Prestressed Concrete Steel Cylinder Pipe or approved equal.

Tapping valves shall be double-disk type of the same manufacture as the sleeve, NRS with two-inch square operating nut-opening right, with a mechanical joint outlet.

All tapping sleeves and valves must be certified by Underwriters Laboratory (UL) or the National Sanitation Foundation (NSF) for use in a potable water system.

F. Asbestos Concrete Pipe to Ductile Iron Pipe Coupling:

The asbestos concrete pipe to ductile iron pipe coupling shall be the "Smith-Blair 415 (23.15"—21.60") Gaskets, Alloy bolts and Epoxy" coupling or equivalent.

G. Joints:

Push-on joints shall be single gasket joint meeting the requirements of ANSI/AWWA C111/A21.11.

Mechanical joints for fire hydrants and solid sleeves shall be in accordance with ANSI/AWWA C111/A21.11 and shall be the Mega Lug Series 1100 joint restraint system manufactured by EBAA Iron Sales, Inc. or the Ford Meter Box Co. Uni-flange Retainer (UFR 1400-D-x style.)

Bolts for mechanical joints shall be high strength, low alloy steel bolts, only, meeting the requirements of ANSI/AWWA C111/A21.11. All bolts, nuts, and washers if required, shall be coated with a factory-applied flouropolymer coating meeting the following requirements:

CITY OF ANN ARBOR
DETAILED SPECIFICATION
FOR
WATER MAIN AND APPURTENANCES

WT:VCM

7 of 27

02/22/18

Use Temperature: -100°F to 500°F
Salt Spray – ASTM B117 up to 4000 hours (nuts must not become frozen)
Pencil Hardness – 5H to 6H – ASTM D3363-92A
Kinetic Coefficient of Friction – 0.06 to 0.08
Thickness – nominal 0.001” (1 mil)
Impact – 160 in-lbs as measured by ASTM D2794-93
Adhesion – 5B – ASTM D3359-95
Di-electric Strength – 500V per mil
Elongation – 35% to 50%
Tensile Strength – 4,000 psi
Operating Pressure – up to 100,000 psi
Kesternich Test – Nuts not frozen up to 30+ cycles (DIN 50018)

Corrosion Resistance: as measured by;

ASTM D 1308	Muriatic Acid 31% HCL	24 hours	No Effect
	Sulfuric Acid 93% H ₂ SO ₄	24 hours	No Effect
	Caustic Soda 100% NaOH	24 hours	No Effect
	Methy Ethyl Keytone MEK	24 hours	No Effect
	Salt Fog	1,000 hours	No Effect
ASTM B117			

The flouropolymer coating shall strongly adhere to surface being coated and shall not flake off or be easily removed by rubbing or brushing.

Cast ductile iron river crossing pipe joints shall be a push-on type ball and socket joint utilizing a first grade rubber gasket. The joint shall be capable of 15-degree full turning deflection without separation, leakage, or restriction of the pipe waterway. Joint restraint shall be provided by a bottless means which is locked against accidental disengagement of the restraining component. Pipe shall be furnished with the necessary gaskets, lubricant, and retainer locking accessories.

Restrained, push-on joint, pipe shall be American Pipe's "Fast-Grip" gasket system; U.S. Pipe's "Field-Lok 350" gasket system; or, Griffin Pipe "Field-Lok 350" gasket system.

The use of retainer glands and set screws shall not be acceptable.

Lubricants used in making up joints shall be supplied by the pipe manufacturer and the joints shall be coupled in accordance with the manufacturer's requirements.

CITY OF ANN ARBOR
 DETAILED SPECIFICATION
 FOR
WATER MAIN AND APPURTENANCES

WT:VCM

8 of 27

02/22/18

H. Pipe Wrapping:

All Cast Ductile Iron Pipe, Fittings, and Valves (except river, railroad and highway crossing pipe) shall be fully wrapped with polyethylene per ANSI/AWWA C105/A21.5 and the details as contained on the plans.

I. Casing Pipe:

Steel casing pipe used for construction at railroad or State highway crossings shall comply with the following minimum requirements unless more stringent requirements are established by the railroad or State. Casing pipes at other locations shall comply with the following minimum requirements unless otherwise indicated on the Plans or in the Specifications.

Nominal Diameter of Casing Pipe (Inches)	Minimum Wall Thickness (Inches)
Under 14	0.250
14, 16, and 18	0.312
20 and 22	0.375
24, 26, 28, and 30	0.500
32 and 34	0.563
36, 38, 40, 42, and 48	0.625

Steel pipe shall be non-spiral pipe and have a minimum yield strength of 35,000 psi. All joints shall be made leakproof using full penetration, continuous welds. Welds shall be ground smooth outside and inside (except inside 22 in. diameter and less) to prevent conflict with the soil or pipe placement. Steel pipe shall meet the requirements of ASTM A 53, Type E or S, Grade B.

Pipe Marking:

The following information shall be clearly marked on each length of pipe:

- a) The pipe designation and class (e.g. A 53, Type S, Grade B.)

CITY OF ANN ARBOR
DETAILED SPECIFICATION
FOR
WATER MAIN AND APPURTENANCES

WT:VCM

9 of 27

02/22/18

- b) The name or trademark of the manufacturer.
- c) Identification of the manufacturing plant.

Inspection:

All casing pipe furnished shall be subject to inspection on arrival at the job site by the Engineer. The purpose of the inspection shall be to cull and reject pipe that, independent of physical tests specified under the standard specifications designated herein, fails to conform to the requirements of these Specifications.

Rejected pipe shall be plainly marked by the Inspector and immediately removed from the site of the work by the Contractor, without cost to the City.

J. Water Main Pipe Marking:

The following information shall be clearly marked and/or cast on each length of pipe:

- a) The pipe designation and class (e.g., D.I., Class 50).
- b) The name or trademark of the manufacturer.
- c) Country where cast.
- d) The year in which the pipe was produced.

The following shall be distinctly cast on each fitting:

- a) The pressure rating of the fitting.
- b) Nominal diameters of openings.
- c) The name or trademark of the manufacturer.
- d) Country where cast.
- e) The number of degrees or fraction of the circle on all bends.
- f) Ductile iron fittings shall have the letters "DI" or "Ductile" cast on them.

K. Manufacturer's Certification:

All pipe furnished shall be accompanied by the manufacturer's certificate of test showing conformity with the Specifications. Each certificate shall identify a specific lot number, quantity of pipe, and show actual test results

CITY OF ANN ARBOR
DETAILED SPECIFICATION
FOR
WATER MAIN AND APPURTENANCES

WT:VCM

10 of 27

02/22/18

for the lot furnished. These certificates shall be submitted to the Inspector at the time of unloading.

All materials that will potentially be in contact with the City of Ann Arbor water supply must be certified by Underwriters Laboratory (UL) or the National Sanitation Foundation (NSF) for use in a potable water system. These materials shall include pipe coatings, pipe metals, cement linings, and joint lubricants and gaskets.

L. Inspection:

All pipe furnished shall be subject to inspection on arrival at the job site by the Engineer. The purpose of the inspection shall be to cull and reject pipe or fittings that, independent of physical tests specified under the standard specifications designated herein, fail to conform to the requirements of these Specifications.

The Contractor shall notify the Engineer sufficiently in advance so that an Inspector may be on the job during the unloading of materials. A minimum notice of 24 hours is required for such unloading and inspection. The Contractor shall also notify the Engineer when the material has arrived at the site.

All ductile iron water main pipe shall be stacked on pallets off of the existing grade, with each end plugged or bagged so as to keep the pipe interior clean until final installation.

Cast ductile iron pipe and fittings shall be subject to rejection on account of any of the following:

- a) Variation in any dimension exceeding the permissible variations given in the material specifications.
- b) Any crack or defect in the cement mortar lining which, in the opinion of the Engineer, is non-repairable, including, but not limited to, loose or "hollow" lining.
- c) Any signs of physical damage or poor manufacturing which might render the material unsuitable for its intended use.

CITY OF ANN ARBOR
DETAILED SPECIFICATION
FOR
WATER MAIN AND APPURTENANCES

WT:VCM

11 of 27

02/22/18

- d) Variation of more than 1/16 inch per lineal foot in alignment of pipe intended to be straight.
- e) Damaged ends, where in the judgment of the Engineer such damage would prevent making a satisfactory joint.
- f) Improper handling during delivery, unloading, or installation.

Rejected pipe shall be plainly marked by the Inspector and immediately removed from the site of the work by the Contractor, without cost to the City.

M. Water Main Bedding and Backfill Materials:

Bedding and backfill material for Trench Detail I (under roadbed), Modified, shall be Granular Material, Class II, meeting the requirements of Section 902. Bedding and backfill for Trench Detail V (outside of the 1:1 influence line of roadbed or curb and gutter), Modified, shall be Granular Material, Class II and Engineer approved native material, placed in accordance with the trench details.

c. Water Main Installation, Bacteriologic and Hydrostatic Testing, and Acceptance Requirements.- Installation of proposed water mains will require work in close proximity to existing utilities. This must be taken into consideration when the contractor determines the required trench safety requirements. All excavation shall conform to all relevant MIOSHA Standards; the Contractor is solely responsible for determining all excavation and trench safety requirements.

A. Dry Tap:

When a connection to an existing water main is to be made in the dry, the existing main to which a connection is to be made shall be isolated by the closing of the necessary existing valves, and the water from the existing main shall then be pumped out or removed by other means so that the connection may be made in the dry. All pipe materials and appurtenances which will come into contact with potable City water after the restoration of water service following the connections shall be disinfected with a strong chlorine solution prior to installation.

The Contractor may not operate City water main valves. For valve operation, contact City of Ann Arbor Public Services Area personnel; the City of Ann Arbor personnel will direct the operation of all valves by Contractor personnel. It is

CITY OF ANN ARBOR
DETAILED SPECIFICATION
FOR
WATER MAIN AND APPURTENANCES

WT:VCM

12 of 27

02/22/18

recommended that the Contractor request that the existing valves, which will need to be operated in order to perform the water main work, are checked in advance of the work to ensure that they operate properly. If the Contractor elects not to request the operation of the valves in advance of any required water main operation, then a request for extension of contract time will not be allowed.

It is possible that the valves which need to be operated to facilitate a shutdown will not close entirely, thereby allowing water to leak past the valve into the area of the shut down. The Contractor shall provide the necessary labor, material, and equipment to enable work to be completed with a poor shut down. Under no circumstances shall the Contractor be compensated for "downtime" associated with water main valve or appurtenance failure or its inability to properly operate or close fully. An extension of contract time may be allowed, if the Contractor has requested that the water main valves have been exercised in advance of the intended water main shutdown.

Due to the size and length of pipe being shut down, and the quality of shut-down attained, large amounts of water may need to be removed from the excavation. Where possible, the water shall be run directly into nearby storm sewer inlets via pumps and hose.

The Contractor shall have all pipe, fittings and appurtenances required to complete the water main connection prior to the excavation for the connection, or the work will not be allowed to commence.

The Contractor shall complete the water main work in a manner which minimizes the disruption of water service to the greatest extent possible.

The City must notify all businesses 48 hours in advance of a water main shut-down; residences must be notified 24 hours in advance. To give the City an opportunity to provide such notification, the Contractor shall schedule the water main shut-downs at least 72 hours in advance, and preferably a full four or five days in advance, of the water main shut-down.

No water main shutdown shall take place after 12:00 p.m. (noon), unless written permission has been granted by the Engineer and that the Contractor has sufficient lighting equipment to provide a safe and efficient work area for working after dark. No water main will be shut down until the main has been exposed and cleaned, and is ready to be cut.

CITY OF ANN ARBOR
DETAILED SPECIFICATION
FOR
WATER MAIN AND APPURTENANCES

WT:VCM

13 of 27

02/22/18

There shall be no gap larger than 1/4 inch left in the existing water main as a result of the tie-in. If needed, a closure piece ("thrust ring") of such size so as to meet this requirement shall be installed.

B. Wet Tap:

Prior to the installation of a tapping sleeve, the section of pipe to be tapped shall be cleaned of all foreign material and wire brushed to a smooth surface. The two halves of the sleeve shall be placed around the pipe with the gaskets installed per the manufacturer's instructions. The bolts shall be tightened evenly from the center toward the ends. The bolts shall be tightened to the manufacturer's specified torque.

When performing a wet tap in a prestressed concrete steel cylinder water main, grout is to be placed under the tapping saddle whether or not the saddle is epoxy coated.

All pipe materials and appurtenances which may come into contact with potable City water shall be disinfected with a strong chlorine solution prior to installation. This includes the pipe section to be tapped, the two halves of the sleeve, gaskets and the gate valve.

Prior to installation of the end gaskets, the sleeve shall be blocked with cement bricks such that the outlet is in proper position. The end gaskets shall be installed with an overlap as specified by the manufacturer.

The glands shall be assembled on the pipe. The bolts around the gland shall be tightened evenly, causing the gaskets to uniformly compress.

The valve shall be installed on the sleeve following the manufacturer's instructions.

Prior to tapping, the assembly shall be tested using the test plug tap in the sleeve with the valve closed, or by placing a tapped plug on the outlet of the valve with the valve open. The assembly shall be pressurized to 150 psi and hold the pressure fifteen minutes. After the pressure test is complete, the pipe shall be tapped.

C. Oversized Water Mains:

CITY OF ANN ARBOR
 DETAILED SPECIFICATION
 FOR
WATER MAIN AND APPURTENANCES

WT:VCM

14 of 27

02/22/18

Portions of the proposed water mains or fittings may connect with existing water mains or fittings. The possibility exists that some of the existing water mains may have been constructed using oversized, cast iron, pipe. Where tie-ins or interconnections are specified and the existing main is found to be oversized, the Contractor shall furnish and install Clow 3501B Sleeves, Tyler Dual Sleeve 5-146L, or Rockwell 441 Sleeves. These sleeves are to be present on the jobsite prior to the excavation for the water main connection, or the work will not be allowed to commence.

D. Permissible Deflection at Joints:

Wherever it is necessary to deflect ductile iron pipe from a straight line, either in the vertical or horizontal plane, to avoid obstructions, to plumb valve stems, or where long-radius curves are permitted, the amount of deflection allowed shall not exceed that required for satisfactory making of the joint, and shall be approved by the Engineer. The deflection shall not exceed the following amounts:

Size of Pipe (Inches)	Joint Angle (Degrees)	Deflection in 18 ft. (Inches)	Approx. Radius of Curve Produced by Succession of 18 ft. Lengths (Feet)
4	5	19	205
6	5	19	205
8	5	19	205
10	5	19	205
12	5	19	205
16	3	11	340
20	3	11	340
24	3	11	340
30	3	11	340

The above joint deflection angles apply to fittings as well as pipe joints.

E. Trench Opening:

The Contractor shall fully comply with all laws and regulations governing construction methods and the furnishing and use of all safeguards, safety devices, protective equipment, and pollution controls. Where required to support the surfaces of adjacent roadways, structures, or excavations, or to protect the construction work, adjacent work, or workmen, the Contractor shall design and

CITY OF ANN ARBOR
DETAILED SPECIFICATION
FOR
WATER MAIN AND APPURTENANCES

WT:VCM

15 of 27

02/22/18

install sheeting, bracing, and shoring. The Engineer will not review the Contractor's design(s) or be responsible for the adequacy of the elements supporting the trench. The placing of such supports shall not release the Contractor of the responsibility for the sufficiency and integrity of the trench, trench opening, and the safety of all persons involved in the work.

Sheeting, bracing, and shoring shall not be left in place after completion of the work except as required by the Engineer. In the removing of sheeting and bracing after the construction has been completed, special care shall be taken to prevent any caving of the sides of the excavation and injury to the completed work or to adjacent property. Where the Engineer requires the sheeting, bracing, or shoring to be left in place it shall be cut off below the established surface grade as required by the Engineer.

All excavation shall be performed in such a manner as to provide adequate room for the construction and installation of the work to the lines, grades and dimensions shown on the Plans. The width of the trench shall be ample to permit the pipe to be laid and jointed properly, and the backfill to be placed and compacted as specified. For each size of pipe, the minimum trench width shall provide clearance of four inches on each side of the bell of the pipe or fitting or six inches on each side of the pipe barrel, whichever is greater. Trenches shall be of such extra width, when required, to permit the convenient placing of timber supports, sheeting and bracing, and handling of special fittings. The Work shall be performed such that the existing utilities, asphalt curb and gutter, and existing pavement shall be protected at all times.

In excavating for water mains, the excavation shall at all times be finished to the required grade in advance of the pipe line, but unless otherwise permitted in writing by the Engineer, not more than 50 feet of trench shall be open at one time in advance of the pipe. At no time shall more than 200 feet of trench be opened and incompletely backfilled. At the end of each day, no more than 10 feet of trench may be left open, and access to all drives shall be restored. This opening shall be surrounded by fencing and barricades, or plated. The remainder of the trenching operation shall be available for safe vehicular and pedestrian traffic at all times.

It is essential that the discharge of the trench de-watering pumps be conducted to natural drainage channels, drains, or storm sewers. Engineer-approved soil erosion and sedimentation controls shall be installed and maintained at the point of discharge.

CITY OF ANN ARBOR
DETAILED SPECIFICATION
FOR
WATER MAIN AND APPURTENANCES

WT:VCM

16 of 27

02/22/18

The length of street which may be occupied by the construction work at any one time shall be subject to the approval of the Engineer and will be based on the requirements of use of the street by the public.

F. Laying Pipe:

Each pipe shall be inspected for defects prior to being lowered into the trench. Inside of pipe and outside of spigot shall be cleaned of any earth or foreign matter.

Proper implements, tools, and facilities satisfactory to the Engineer shall be provided and used by the Contractor for the safe and convenient prosecution of the work. All pipe, fittings, valves, and hydrants shall be carefully lowered into the trench piece by piece by means of an excavator using chains, slings, or other suitable tools or equipment as recommended by the manufacturer, in such a manner as to prevent damage to them and their protective coatings and linings. Under no circumstances shall materials be dropped or dumped into the trench.

New water main construction shall not be connected into the existing system until it has been tested and accepted by the Engineer. The Contractor shall excavate for all bell holes and shall place the bell of the pipe in the excavated bell hole. Pipe shall be laid on the prepared trench bottom with the bell ends facing the direction of laying, unless otherwise directed by the Engineer.

The Contractor shall take every precaution to prevent foreign material from entering the pipe while it is being placed in the line. During laying operations, no debris, tools, clothing or other materials shall be placed in the pipe. At times when pipe laying is not in progress, the open ends of pipe shall be closed by a watertight plug. This provision shall apply during the noon hours as well as overnight. If water is in the trench, the seal shall remain in place until the trench is pumped completely dry.

Pipe shall be jointed as specified elsewhere herein. The pipe shall be secured in place with approved backfill material tamped under it except at the bells. Pipe and fittings which do not allow a sufficient and uniform space for joints shall be removed and replaced with pipe and fittings of proper dimensions to insure such uniform space. Precautions shall be taken to prevent dirt from entering the joint space.

CITY OF ANN ARBOR
DETAILED SPECIFICATION
FOR
WATER MAIN AND APPURTENANCES

WT:VCM

17 of 27

02/22/18

All pipe shall be laid at the correct line and grade as indicated by the grade stakes and offset line. Each pipe, as laid, shall be checked by the Contractor to ensure that this result is obtained. The staking shall be provided by the Engineer. No pipe shall be laid until a cut sheet for that pipe has been approved by the Engineer. The grade as shown on the Plans is that of the top-of-pipe for water main; and, the work must conform to this profile. For water main construction, a variation from the profile grade of two inches with ductile iron pipe, and three inches with reinforced concrete pipe, will be deemed sufficient reason to cause the work to be rejected and re-laid. Water main pipe alignment shall be maintained so as not to vary more than three inches from the correct line. Any pipe found out of line shall be re-laid properly by the Contractor.

Due to conditions in the field, changes to the proposed vertical and horizontal alignment of the proposed water main may become necessary. The Contractor shall, where directed by the Engineer, excavate up to 60 feet in advance of the pipe laying operation to expose existing underground facilities thereby enabling the Engineer to make alignment decisions. The Contractor is required to realign (re-lay) the water main up to 2 feet vertically and/or horizontally as directed by the Engineer at no extra cost to the project. The excavation in advance of the pipe laying is intended to help eliminate the need for re-laying pipe.

G. Crossing Existing Structures and Facilities:

During the construction it may be necessary to cross under or over certain sewers, drains, culverts, water lines, gas lines, electric lines, fiber optic communication, telecommunication, and other types of underground structures or facilities, known or unknown. The Contractor shall make every effort to prevent damage to such underground structures and facilities. The Contractor shall not intentionally damage or break existing structures or facilities and repair them in order to expedite the water main installation process. Wherever such structures or facilities may inadvertently be disturbed or broken, they shall be restored to a condition that is equal to, or better than, that was encountered prior to the damage. All damaged structures and/or facilities shall be made fully acceptable to the owner and the City, at the Contractor's expense. All crossings shall be made with a minimum of twelve inches of vertical clearance between or alongside existing structures or facilities.

Cutting Pipe:

CITY OF ANN ARBOR
DETAILED SPECIFICATION
FOR
WATER MAIN AND APPURTENANCES

WT:VCM

18 of 27

02/22/18

Cutting cast iron or ductile iron pipe for inserting valves, fittings, or closure pieces shall be performed in a neat and workmanlike manner without damage to the pipe or cement lining and so as to leave a smooth end at right angles to the longitudinal axis. Where the type of pipe joint in use is such that it employs push-on assembly to affect the joint seal, the outside of the cut end shall be tapered back 1/8 inch with a coarse file or a portable grinder at an angle of about 30 degrees. The tapering must remove all sharp and/or rough edges which might injure the gasket.

The flame cutting of pipe will not be allowed. Reinforced concrete water main pipe shall not be cut.

I. Setting Water Main Fittings and Accessories:

Valves, fittings, plugs, hydrants, etc. shall be set and joined to pipe in the manner specified in the Section entitled "Making Joints."

Hydrants shall be located as shown on the Plans or as directed by the Engineer in such a manner as to provide complete accessibility and minimize the possibility of damage from vehicles or injury to pedestrians.

J. Making Joints:

Mechanical means shall be used for pulling home all rubber-gasket pipes regardless of trench condition where manual means will not result in pushing and holding the pipe home. When a trench box or liner is used, a cable shall be used to pull the joints home and hold them in position.

Where work is performed in wet trenches or trenches with running sand, the Contractor shall provide and use mechanical means for pulling the pipe home in making up the joint and for holding the pipe joints tight until completion of the line. Mechanical means shall consist of a cable placed inside or outside of the pipe with a suitable winch, jack, or come-along for pulling the pipe home and holding the pipe in position.

Where not required by these Specifications, manual means will be acceptable only if the joints can be pushed home and held.

CITY OF ANN ARBOR
DETAILED SPECIFICATION
FOR
WATER MAIN AND APPURTENANCES

WT:VCM

19 of 27

02/22/18

Hydrants shall be set to stand plumb with their nozzles parallel to the street and the pumper nozzle facing the street. Hydrants shall be set with pumper nozzles between 18 and 24 inches above finished grade, or as directed in writing by the Engineer.

K. Anchorage for Water Main Fittings and Accessories:

All plugs, caps, tees, hydrants, and bends shall be provided with MDOT Grade S2 concrete meeting the requirements of Section 701 of the 2012 MDOT Standard Specifications for Construction reaction backing (thrust block) as shown on the Plans or specified herein. Valves shall be restrained from movement at adjacent sleeves by the use of a closure piece, or thrust ring (full size pipe section cut to fill the gap inside the sleeve to within 1/4") as specified herein.

Reaction backing shall be placed between unexcavated solid ground and the fitting to be anchored. The area of bearing on the pipe and on the ground in each instance shall be that shown on the details or directed by the Engineer. The reaction backing shall, unless otherwise shown or directed, be so placed that the pipe and fitting joints will be accessible for repairs. This shall include adequate protection of any bolts from direct contact with the concrete.

Metal harnesses of tie rods or clamps may not be used instead of concrete reaction backing. Mega-Lug joint restraint systems and restrained, push-on joint, pipe shall be used where connections to existing lines require immediate pressurization, as specified herein.

In the event that the Engineer determines a change in the anchorage or design is required due to unsuitable earth conditions, changes may be ordered by the Engineer.

The use of friction clamps or set-screw type retainer glands for thrust restraint will not be allowed.

L. Abandonment or Removal of Water Main:

The Contractor shall abandon or remove water main(s) where shown on the Plans. All work shall be performed in accordance with the Detailed Specification entitled "Water Main and Appurtenances, Remove or Abandon."

CITY OF ANN ARBOR
DETAILED SPECIFICATION
FOR
WATER MAIN AND APPURTENANCES

WT:VCM

20 of 27

02/22/18

M. Water Main Testing:

The water main shall be disinfected and tested by the Contractor in the presence of the Engineer in accordance with the requirements below. The Contractor shall furnish all piping, pumps, hoses, gauges, and other materials and equipment required to carry out the tests using water from the City's water mains. All chlorinated water shall be discharged directly to the sanitary sewer and will not be allowed to be discharged to the ground or any surrounding water course. Any hoses which are needed to direct water from blow-offs and/or hydrants during water main testing and flushing shall be supplied by the Contractor. The City shall furnish and install one inch corporation stops at all necessary locations, at the expense of the Contractor. The tapping of water mains, the installation of all corporation stops, and the operation of valves and hydrants is reserved for City personnel. The Contractor is required to assist in valve and hydrant operation, however. The Contractor shall give the City forty-eight hours prior written notice of intent and desire to test water mains.

Bacteriological Testing Sequences:

In the case of all water mains connected to existing facilities, flushing, chlorination and bacteriological testing must precede pressure testing. Where mains can be totally isolated from existing facilities with air gaps or double valves, pressure testing may precede chlorination and bacteriological testing. The normal sequence and time requirements for testing are:

CITY OF ANN ARBOR
 DETAILED SPECIFICATION
 FOR
WATER MAIN AND APPURTENANCES

WT:VCM

21 of 27

02/22/18

Isolated (Gapped) Water Main	Connected Water Main
1. Fill Main	1. Flush and Swab*
2. Pressure Test	2. Chlorinate
3. Connect One End of Main	3. Wait; 24 hours
4. Flush and Swab*	4. Flush**
5. Chlorinate	5. Wait; 24 hours
6. Wait; 24 hours	6. Bacteriological Samples
7. Flush**	7. Wait; 24 hours
8. Wait; 24 hours	8. Bacteriological Samples
9. Bacteriological Samples	9. Wait; 48 hours
10.Wait; 24 hours	10. Pressure Test (If both sets of Bacteriological samples pass)
11.Bacteriological Samples	11. Flush
12. Wait; 48 hours	12. Wait; 24 hours
13. Make Final Connection(s) – Place in Service (If both sets of bacteriological samples pass)	13. Bacteriological Samples
	14. Wait; 24 hours
	15. Bacteriological Samples
	16. Wait; 48 hours
	17. Place in Service (If both sets of bacteriological samples pass)

*Collect flush water in operable storm water retention/detention facility.

**Discharge flush water into approved sanitary sewer.

The Contractor shall not connect any end of a newly constructed water main to an existing, in-service, water main, until the newly constructed water main passes the hydrostatic test, unless approved in writing by the Engineer.

N. Hydrostatic (Pressure Test):

Insofar as is practical, mains shall be pressure tested between valves. The maximum length of water main to be tested in any one test shall be 1500 feet. The section of main to be tested shall be slowly filled with potable water and the entrained air within the pipe removed or absorbed and pumped up to a pressure of 150 psi (or other pressure if specified) and the test period shall start immediately thereafter. The lines shall then be maintained under a test pressure of 145-155 psi for a continuous period of three hours by pumping chlorinated (25 ppm) water into the line at frequent intervals. The volume of water so added shall be measured and

CITY OF ANN ARBOR
 DETAILED SPECIFICATION
 FOR
WATER MAIN AND APPURTENANCES

WT:VCM

22 of 27

02/22/18

considered to represent the leakage from the line under test during the interval. Visible leaks shall be repaired regardless of test results. The leakage under the conditions of the test shall not exceed the values shown in the table below. If one side of a double disc gate valve is under test pressure, that seat shall count as four joints.

Maximum Allowable Leakage per 100 Joints at 150 psi Avg. Test Pressure

Pipe Diameter (Inches)	4	6	8	10	12	16	20	24	30	36
Leakage (gallons/hr)	0.66	0.99	1.32	1.66	1.99	2.65	3.30	3.97	4.97	5.96

In the event that the leakage exceeds the maximum allowable leakage as specified above, the joints in the line shall be carefully inspected for leaks and repaired where necessary. Any pipes or fittings found to be leaking shall be removed and replaced with new pieces by the Contractor. After this work has been performed, all tests shall be repeated.

O. Flushing and Swabbing:

The Contractor shall flush the water main after making a connection to the existing City water main where a valve separates the new water main from the existing main. As a result, flushing will be accomplished using flow through the full size of the new water main. If a storm water retention/detention facility is to be constructed as part of the project, this facility is to be completed, stabilized, operable, and utilized for the collection of the flushing water. All pipe, materials, and appurtenances which will come into contact with potable City water after the restoration of water service following the connection shall be disinfected with a strong chlorine solution prior to installation.

Water main shall be cleaned using a high density poly-pig, Girard Aqua Swab (2 lbs/ft³ density) swab, or Engineer approved equal and flushed. The diameter of the blow-off pipes shall be at least 50% of the diameter of the pipe being flushed. Hydrants, with internal components removed, may serve as blow-offs for mains 12 inches and less. The Contractor shall provide details, for the review and approval of the Engineer, for the various required blow-offs. Blow-off pipes, discharge hoses, where needed, and associated costs shall be included in the cost of the permanent

CITY OF ANN ARBOR
DETAILED SPECIFICATION
FOR
WATER MAIN AND APPURTENANCES

WT:VCM

23 of 27

02/22/18

water main being installed and will not be paid for separately. If there are no branch connections to be swabbed, the poly-pig shall be inserted in the new water main at the time of connection described above. The poly-pig shall be located on the "downstream" or new side of the separation valve. The poly-pig shall then be forced through the new water main during the first flush and discharged through a construction blow-off of sufficient size to allow passage of the poly-pig. For water mains with branch connections, a launching tee or wye shall be installed as shown in the details, for launching multiple poly-pigs. The main line and each branch main shall be flushed and swabbed individually. Following the successful final bacteriological testing of the water main, the launching tee/wye shall be permanently capped at its branch.

During the flushing and swabbing of a water main, the discharge point for the main shall be left open, with all other discharge points closed, to direct the poly-pig completely through the main being swabbed to its point of termination. Following the initial swabbing of water main, the separation valve shall be closed, and then the discharge point closed. If a branch water main is to be swabbed, the poly-pig is then to be placed in the launcher; the discharge point for the branch water main is to be opened; the poly-pig is to be inserted into the water main; the separation valve partially opened and the branch water main flushed and swabbed.

Following the swabbing of the water main(s), the water main(s) are to be flushed as required. If approved or directed by the Engineer, the water main(s) may be flushed overnight, provided that proper controls (i.e. hoses directed into storm structures, etc.) are installed to direct and control the flushing water.

P. Chlorination:

After the water mains to be tested have been acceptably flushed, they shall be disinfected in accordance with AWWA C651 "Disinfecting Water Mains" and these Specifications. All new mains and fittings, and any existing mains contaminated by the Contractor, shall be chlorinated to a minimum residual of fifty (50) parts per million (ppm) with commercial liquid chlorine solution (sodium hypochlorite - pool type). Other forms of chlorination and disinfection methods of water mains may be presented by the Contractor and shall receive prior approval in writing by the Engineer before being used. The minimum recommended dosage of sodium hypochlorite is as follows (based on 10% available chlorine):

CITY OF ANN ARBOR
 DETAILED SPECIFICATION
 FOR
WATER MAIN AND APPURTENANCES

WT:VCM

24 of 27

02/22/18

Recommended Minimum Chlorine Dosage to Disinfect 100 L.F. of Pipe

Pipe Diameter (inches)	10% Chlorine Solution (gallon)
6	0.153
8	0.272
10	0.426
12	0.613
16	1.090
20	1.703
24	2.452

The chlorinated water shall remain in the mains for a minimum of 24 hours, at the end of which period the chlorinated water at all parts of the main must show free available chlorine residual of at least twenty-five (25) ppm. If less than 25 ppm residual is shown at the end of the first 24 hour period, additional chlorine shall be added until a residual of not less than 25 ppm at all parts of the system is shown after a subsequent 24 hour period. The chlorinated water shall then be removed from the mains and disposed of into an existing, approved City sanitary sewer main, or other location approved in writing by the Engineer. All chlorinated water shall be discharged directly to the sanitary sewer and will not be allowed to be discharged to the ground or any surrounding water course. The mains shall then be left full of water ready for bacteriological testing.

Q. Bacteriological Testing:

The City will obtain bacteriological samples of the water in the mains for analysis from testing blow-offs, corporations, or other sampling points as determined acceptable by the City. Samples will be taken after the mains have been satisfactorily chlorinated in accordance with these Specifications, the chlorinated water flushed out and removed, and the mains filled with potable water. The water samples will only be bacteriologically tested at the City’s Water Treatment Plant Laboratory; the use of other laboratories or testing locations shall not be allowed or deemed to provide satisfactory test results by the City of Ann Arbor under any circumstance. No samples will be deemed acceptable until they meet all city requirements. If the newly constructed water main is connected at one end to an in-service section of the City water main, and the chlorination precedes pressure

CITY OF ANN ARBOR
DETAILED SPECIFICATION
FOR
WATER MAIN AND APPURTENANCES

WT:VCM

25 of 27

02/22/18

testing, the City will also take samples after satisfactory pressure testing. In each case, two sets of samples shall be taken; a period of 24 hours must elapse between flushing of the main and drawing of the first samples, with the second samples being drawn 24 hours after the first samples were drawn. For each sample, a minimum of 48 hours is required to obtain test results. All samples must pass the bacteriological test.

The Contractor shall plan for these testing sequences and durations in his construction schedule. Contract time will continue during all water main testing phases, regardless of duration.

d. Construction, General Requirements.- coordination with the City of Ann Arbor Field Operations Unit for the installation of 1-inch corporations in the gate wells to be used for water main testing and/or filling of new main.

The Contractor must have all materials, fittings, pumps and other miscellaneous equipment, and personnel on-site before the City of Ann Arbor Public Services personnel will prepare and shutdown and existing main.

The bedding and backfill for Trench Detail I (under roadbed), Modified, shall be MDOT Granular Material, Class II compacted to 95% of its maximum dry density in maximum lifts of 12 inches. The bedding and backfill for Trench Detail V (within 1:1 influence of the roadbed or curb and gutter), Modified, to a point 12 inches above the top of pipe, shall be MDOT Class II sand compacted to 95% of its maximum dry density. The material above this point shall be Engineer-approved native material compacted to 90% of its maximum dry density.

The Contractor shall dig-up and expose all utility crossings prior to laying any water main pipe. This will allow the Engineer to adjust the grade of the water main, if possible, to avoid the existing utilities. The costs of the 'dig-ups', and all related costs, shall be included in the respective items of work in this Detailed Specification. Some "dig-ups" may need to occur out of Phase.

Should the water main, or other pay items in this Detailed Specification, conflict with abandoned sewers or water mains, the conflicting section of the abandoned sewer or water main shall be removed and the remaining sections shall be (re)abandoned in accordance the Detailed Specification for "Water Main and Appurtenances, Abandon" and the Detailed Specification for "Sewer, Any Size or Depth, Abandon," except that flow filling the sewer will not be required. All the work shall be included in the cost of the water main, or other pay

CITY OF ANN ARBOR
DETAILED SPECIFICATION
FOR
WATER MAIN AND APPURTENANCES

WT:VCM

26 of 27

02/22/18

items in this Detailed Specification.

e. Lighting Requirements for Nighttime Water Main Work.- Night work shall be lighted to an average intensity of 10 foot-candles minimum. Sufficient light sources shall be provided to achieve this illumination requirement. The lighting scheme shall be submitted to the Engineer for review and approval a minimum of 72 hours prior to the anticipated commencement of the nighttime work. Nighttime work will not be allowed to begin until such time as the lighting scheme has been approved by the Engineer.

The lighting shall allow the inspector to clearly see and inspect all work operations. Light sources shall be adjusted as directed by the Engineer, as many times as needed, in order to meet the requirement.

Lighting systems may be fixed, portable, or equipment mounted. A power source shall be supplied with sufficient capacity to operate the lighting system. The power source shall not violate any local noise ordinance requirements. The lighting system(s) shall be arranged such that they do not interfere with the vision of motorists, glare or shine in the eyes of oncoming drivers, or unnecessarily illuminate surrounding properties or residences. After initial set-up, drive through and observe the lighted area from each direction on the roadway. Adjust lighting units as many times as needed in order to comply with these requirements.

f. Sequence of Construction.- All water main construction shall be completed in accordance with the Detailed Specification entitled "Maintaining Traffic and Construction Sequencing" and as detailed herein. The Contractor shall schedule and coordinate all water main shutdowns with the Engineer. The Contractor shall submit for the Engineer's review and approval the sequence of all water main "shut downs" and tie-ins such that disruption in service to existing properties is minimized to the greatest extent possible. Should the Engineer not accept the Contractor's proposed construction sequence, it shall not be a basis of claim for extension of contract time or additional compensation.

All water main and appurtenances shall be pressure tested, cleaned, disinfected and bacteriological tested in accordance with the specifications outlined within this Detailed Specification.

After acceptance of each section of new main the Contractor shall begin coordination with the City of Ann Arbor Public Services Area for the installation of water services, curb stops and boxes in accordance with the Detailed Specification entitled "Excavate and Backfill for Water Service Tap and Lead."

CITY OF ANN ARBOR
 DETAILED SPECIFICATION
 FOR
WATER MAIN AND APPURTENANCES

WT:VCM

27 of 27

02/22/18

g. Measurement and Payment.- The completed work will be paid for at the contract unit prices for the following contract items (pay items):

<u>Contract Item (Pay Item)</u>	<u>Pay Unit</u>
PC 350, D.I. Water Main, w/ Polyethylene Wrap, ___ inch, Tr Det I, Mod	Foot
PC 350, D.I. Water Main, w/ Polyethylene Wrap, ___ inch, Tr Det V, Mod.....	Foot
___ deg Bend, ___ inch	Each
Reducer, ___ inch x ___ inch.....	Each
Tee, ___ inch x ___ inch x ___ inch.....	Each
Gate Valve-in-Box, ___ inch	Each
Gate Valve-in-Well, ___ inch	Each
Fire Hydrant Assembly, with Extensions, Complete.....	Each
Water Service Connection to ___ inch HDPE Water Main.....	Each

All work shall be paid in full at the contract unit prices which shall include all labor, materials and equipment required including all required costs associated with night time work, supplemental lighting, and all other required elements of the work.

Fittings other than those specifically listed as separate contract items, blow-off assemblies, hoses, and restrained joint pipe and gaskets, special gaskets, and the like, shall not be paid for separately, but shall be considered included in the payment for “D.I. Water Main, w/Polyethylene Wrap, ___ inch, Tr Det ___.”

Tees, Bends, and Reducers and other fittings specifically listed as separate contract items (pay items), shall be paid for at the contract unit price for each unit installed.

Gate Valve-in-Box includes the Valve Box.

Valve Box Extensions will only be paid for if they are required by the plans and they are not required due to the Contractor’s operations.

EXCAVATE AND BACKFILL FOR WATER SERVICE TAP AND LEAD 825

CITY OF ANN ARBOR
DETAILED SPECIFICATION
FOR
EXCAVATE AND BACKFILL FOR WATER SERVICE TAP AND LEAD

WT:VCM

1 of 2

02/07/18

a. Description.- This work shall consist of exposing new or existing water mains and excavating and backfilling a trench from the water main to the property line, at the locations shown on the drawings, or as directed by the Engineer, for the purpose of installing new water services or transferring existing water services to new water mains or replacing existing water services on existing water mains.

b. Materials.- The backfill material shall meet the requirements for Granular Material, Class II specified in Section 902 of the Michigan Department of Transportation 2003 Standard Specifications for Construction.

c. Methods of Construction.- The trench is to be excavated to the applicable MIOSHA standards for the purposes of transferring water services, installing water service taps, leads, and curb stops and boxes. The City will furnish all labor and materials for taps, leads, and curb stops and boxes. The Contractor will not be entitled to extra compensation due to delays caused by City of Ann Arbor personnel in performing work on the project. The Contractor shall be responsible for all coordination with the City of Ann Arbor – Field Operations personnel for the scheduling and execution of the work.

Granular Material, Class II bedding (3 inch) and backfill material shall be placed in lifts not to exceed 12 inches and compacted to a minimum of 95% of its maximum dry density as measured by the AASHTO T-180 test.

d. Measurement and Payment.- The completed work shall be paid for at the contract unit price for the following contract item (pay item):

<u>Contract Item (Pay Item)</u>	<u>Pay Unit</u>
Excavate & Backfill for Water Service Tap and Lead.....	Foot

“Excavate and Backfill for Water Service Tap and Lead” shall be measured by length in feet from the new or existing water main to the curb stop and box or the location where the new and existing water services are to be re-connected. The Contractor shall be aware that the plan quantities are estimates only. The actual amount of excavation and backfill may be significantly more or less based on actual field conditions. Price adjustments based upon Section 103.02.B shall not apply to this item of work.

Payment for “Excavate and Backfill for Water Service Tap and Lead” shall include, but not be limited to; all labor, material, and equipment costs necessary to schedule and coordinate with City of Ann Arbor personnel for the work of transferring and/or installing

EXCAVATE AND BACKFILL FOR WATER SERVICE TAP AND LEAD 825

**CITY OF ANN ARBOR
DETAILED SPECIFICATION
FOR
EXCAVATE AND BACKFILL FOR WATER SERVICE TAP AND LEAD**

WT:VCM

2 of 2

02/07/18

new water services; expose and backfill the new water main; excavate, backfill, and compact the water service trenches; and, properly dispose of all excess excavated materials.

DETAILED SPECIFICATION
FOR
WATER MAIN, HDPE, DIRECTIONAL DRILL

WT:VCM

1 of 5

11/06/18

a. Description.- This work shall consist of using the directional drilling method of placing pipe for use as a water main. All work shall be completed in accordance with the MDNRE Permit for the Construction of Water Supply Systems, the project plans, as specified herein, and as directed by the Engineer.

b. Materials.- All materials shall meet the requirements as specified herein.

1. High Density Polyethylene Pipe (HDPE). High Density Polyethylene Pipe (HDPE) shall meet the requirements of AWWA C906 and be approved for use with potable water under ANSI/NSF Standard 14. All pipes shall be manufactured from high density PE 4710 resin, having a dimension ratio (DR) of 11 or less and a minimum interior working water pressure 200 psi. The DR is calculated as the outside diameter of the pipe divided by the minimum wall thickness. The AWWA C906 and NSF identifications must appear on the exterior wall print line of any HDPE pipe proposed for potable use and installation.
2. All HDPE pipe shall have a Ductile Iron Pipe Sized (DIPS) inside diameter (ID).
3. Mechanical Joint Adaptor. The mechanical joint adaptor shall be as recommended by the manufacturer, meet the requirements of AWWA C906, be approved for use with HDPE pipe, and be approved by the Engineer.
4. Water Service Saddles. Electrofusion or sidewall fusion corporation saddles. Saddles to be HDPE, PE 4710 resin, engineered for use on HDPE pipe with 1-inch, brass, AWWA taper thread outlets. Heat fusion shall be in accordance with ASTM F1055, ASTM F2620, and PPI TR-41 requirements as applicable.
5. High Density Polyethylene (HDPE) Anchor Ring. The HDPE anchor ring shall meet the requirements of AWWA C906 and be approved for use with HDPE pipe and potable water under ANSI/NSF Standard 14.
6. Tracer Wire. All tracer wire shall have HDPE insulation intended for direct bury, color coded blue per APWA standards. Tracer wire shall be #12 AWG, Copper clad steel, extra high strength with minimum 1,150 lbs. break load, with minimum 30 mil HDPE insulation thickness.

DETAILED SPECIFICATION
FOR
WATER MAIN, HDPE, DIRECTIONAL DRILL

WT:VCM

2 of 5

11/06/18

7. Fittings and Mechanical Joints. All fittings and mechanical joints shall meet the requirements of AWWA C906 and be approved for use with HDPE pipe and potable water under ANSI/NSF Standard 14.
8. Thrust Blocks. Concrete used for thrust blocks (reaction blocking) or concrete encasement of the thrust ring shall be Grade S2 concrete meeting the requirements of the Section 701 of the 2012 MDOT Standard Specifications for Construction. Type MR, F, and/or G Admixtures shall not be used.
9. Drilling Fluid. A drilling fluid of water and bentonite or a polymer may be used to lubricate and line the drilled hole.
10. Flowable Fill. Provide flowable fill in accordance with the material requirements as contained in the Special Provision entitled "Flowable Fill."

c. Methods of Construction.- A minimum of fourteen (14) calendar days prior to beginning actual drilling operations, the Contractor shall submit a Directional Drilling Plan for review and acceptance by the Engineer. The plan shall indicate entrance and exit locations, stationing, depth of cover, and curve data. The plan shall also describe the method to be used for handling drilling fluid and emergency procedures for containing fluids in cases of accidental discharge. Work shall not commence on any directional drilling activities until such time as the Directional Drilling Plan has been accepted by the Engineer. Contract time shall continue during the review period of the Directional Drilling Plan.

As the drilling proceeds the Contractor shall create an accurate as-built record of the alignment and elevation of the pipe with stationing.

Prior to beginning drilling operations the Contractor shall prepare the entrance and exit locations and provide adequate supplies of drilling fluid, dewatering equipment, drill rods, and boring equipment to ensure a continuous operation when drilling begins.

The Contractor shall be responsible for any sheeting and shoring, dewatering with well points where necessary, and determining types of subsurface materials, which may be found, and determining their effect on subsequent construction operations.

DETAILED SPECIFICATION
FOR
WATER MAIN, HDPE, DIRECTIONAL DRILL

WT:VCM

3 of 5

11/06/18

The minimum depth of cover at any location shall be 4 feet and the maximum depth of cover at any location shall not exceed 15 feet. Depth of cover is measured from the finished grade to the top of the pipe.

All HDPE pipe joints shall be fusion welded butt joints.

The method of installation shall consist of drilling or jacking a steerable rod with equipment capable of continuous, accurate monitoring of the drill bit location. Upon reaching the exit point, the Contractor shall attach a cone or wing cutter to the rod which when pulled back will obtain the required diameter.

The diameter of the cone or wing cutter shall not exceed the diameter of the HDPE pipe by more than one and one half (1½) times. When the diameter of the cone or wing cutter is more than 2" larger than the pipe diameter, flowable fill shall be pumped into the void between the pipe and the drill hole to displace the drilling fluid. The method of placement of the flowable fill shall be approved prior to the issuance of the permit to place pipe.

The HDPE pipe shall be connected to the rods per the manufacturer's specifications to be pulled back through the hole.

Due to the fact that linear dimensions will vary with temperature change, connections to HDPE pipe shall not be made until it has reached an equilibrium temperature with its surrounding environment.

Restrained connections to conventional ductile iron water main, valves, or appurtenances shall be made using a mechanical joint adaptor with a stainless steel stiffener inserted, unless otherwise shown on the plans. All mechanical joints shall be in accordance with AWWA/ANSI C111/A21.11 and include the Mega-Lug Joint Restraint System manufactured by EBAA Iron Sales, Inc. or the Ford Valve Box Company Uni-flex Retainer (UFR 1400-D-x style.)

All HDPE pipe shall be properly aligned at all transitions to conventional ductile iron pipe. A detectable tracer wire shall be installed the entire length of the pipeline and shall terminate in the gate wells located at each end of the water main installation, or as directed by the Engineer.

DETAILED SPECIFICATION
FOR
WATER MAIN, HDPE, DIRECTIONAL DRILL

WT:VCM

4 of 5

11/06/18

Water services shall be connected to HDPE water mains with a Water Service Saddle. Contractor shall furnish and install Water Service Saddle. Connection shall be paid for as "Water Service Connection to ___ inch HDPE Water Main". Coporation stop to be furnished by Owner.

d. Hydrostatic Pressure Testing.- After completion of each run, the HDPE pipe shall be hydrostatically tested by the Contractor in the presence of the Engineer after it has reached equilibrium temperature with the surrounding environment and prior to connections with conventional ductile iron pipe. The Contractor may elect to test both the HDPE and the Ductile Iron Pipe simultaneously. However, the Ductile Iron Pipe shall then be required to meet the testing requirements of the HDPE.

Pressure testing shall comply with American Water Works Association (AWWA), C906 and Plastic Pipe Institute (PPI) procedures as outlined below.

Hydrostatic Test Procedure:

1. Stabilize the pressure in the pipe by pumping pipe pressure to 160 psi and holding it at that pressure for a period of 4 hours in order to allow the pipe to thermally stabilize.
2. After 4 hours, reduce the pressure by 10 psi, to 150 psi.
3. After 1 hour, read the pressure gauge.
4. If the pressure drops more than 5% from 150 psi, the test will be deemed a failure.
5. If test fails, correct leakage problems and retest.

e. Disinfection and Bacteriological Testing.- All disinfection and bacteriological testing shall be completed in accordance with the requirements as described in the Special Provision entitled "Water Main and Appurtenances", sub-sections "Water Main Testing", "Flushing and Swabbing", "Chlorination", and "Bacteriological Testing." No other testing procedures or methodologies will be allowed.

f. Measurement and Payment.- The completed work shall be paid for at the contract unit price for the following contract item (pay item):

DETAILED SPECIFICATION
FOR
WATER MAIN, HDPE, DIRECTIONAL DRILL

WT:VCM

5 of 5

11/06/18

Contract Item (Pay Item)

Pay Unit

Water Main, HDPE, ___ inch, Directional Drill Foot

Water Main, HDPE, ___ inch, Directional Drill shall include all labor, equipment, and materials required for fusion welding, preparation of the required directional drilling plan that meets the project requirements, excavation, dewatering, including well points where needed, bore pit and/or trench sheeting and shoring, directional drilling, assembly and installation of the HDPE pipe, furnishing proper backfill material, compaction, proper disposal off-site of excess excavated material and drilling fluid, disinfection, testing, flushing, and placing new mains in service.

Water Main, HDPE, ___ inch, Directional Drill will be measured in place by length in lineal feet along the centerline of the main with no reductions for fittings or valves. Payment for thrust blocks, restrained joints, plugs, or any other special fittings shall be considered as having been included with this pay item and will not be paid for separately.

CITY OF ANN ARBOR
 DETAILED SPECIFICATION
 FOR
SANITARY SEWER

WT:VCM

1 of 25

02/15/18

a. Description. This work includes installing sanitary sewer, manholes and related items. The Contractor shall furnish all materials, equipment, tools, and labor necessary to perform the work required by this special provision and shall unload, haul, distribute, store, and install all pipe, fittings, castings, manholes, and accessories.

The Contractor shall excavate all trenches and pits to the required dimensions; excavate the bell holes; sheet, brace, and properly support the adjoining ground or structures as necessary to comply with MIOSHA and other relevant safety standards; properly handle and remove all drainage or ground water so that the work can be completed in accordance with the specifications; install and test the pipe, fittings, castings, manholes, and accessories; backfill and compact all fill materials within trenches and pits; and remove and properly dispose of surplus or unsuitable excavated material off-site.

The MDEQ permit required to perform the sanitary sewer work shown on the plans is included in the proposal.

b. Materials. Materials shall conform to the Michigan Department of Transportation 2012 Standard Specifications for Construction, Sections:

Concrete, Grade S2.....	701
Mortar, Type R-1	702
Granular Material, Class II	902
Coarse Aggregate, 6A	902
Steel Reinforcement	905
Castings	908
Miscellaneous Metal Products	908
Geosynthetics.....	910
Masonry Units.....	913

Coarse Aggregate, 6A shall be crushed limestone. Concrete, Grade X shall consist of Portland cement, coarse and fine aggregates, and water, proportioned with 282 lbs. cement (3 sacks) per cubic yard to produce a minimum 28 day compressive strength of 1000 psi.

Polyvinyl Chloride Pipe and Fittings:

Polyvinyl chloride (PVC) pipe shall have an integral wall bell and spigot. PVC pipe shall conform to the material and testing requirements of ASTM D 3034-83. Minimum wall thickness shall be SDR 35.

CITY OF ANN ARBOR
DETAILED SPECIFICATION
FOR
SANITARY SEWER

WT:VCM

2 of 25

02/15/18

Joints:

Joints for PVC pipe shall be elastomeric gasketed push-on joints conforming to the requirements of ASTM D 3212-81. Lubricant used in making up joints shall be supplied by the pipe manufacturer and the joints shall be coupled in accordance with the manufacturer's requirements.

Pipe Marking:

The following information shall be clearly marked on each length of pipe at intervals of five feet or less:

- a) Manufacturer's name or trademark and code.
- b) Nominal pipe size.
- c) The PVC cell classification (e.g. "12454-B").
- d) The legend "Type PSM SDR-35 PVC Sewer Pipe".
- e) The designation "Specification D 3034".

The following information shall be clearly marked on each fitting:

- a) Manufacturer's name or trademark and code.
- b) Manufacturer's name or trademark.
- c) Nominal size.
- d) The material designation "PVC".
- e) "PSM"
- f) The designation "Specification D 3034".

Manufacturer's Certification:

All pipe furnished shall be accompanied by the manufacturer's certificate of test showing conformity with the Specifications. Each certificate shall identify a specific lot number, quantity of pipe, and show actual test results for the lot furnished. These certificates shall be submitted to the Inspector at the time of unloading.

Inspection:

All pipe furnished shall be subject to inspection on arrival at the job site by the Engineer. The purpose of the inspection shall be to cull and reject pipe or fittings that, independent of physical tests specified under the standard specifications designated herein, fail to conform to the requirements of these Specifications.

CITY OF ANN ARBOR
DETAILED SPECIFICATION
FOR
SANITARY SEWER

WT:VCM

3 of 25

02/15/18

The Contractor shall notify the Engineer sufficiently in advance so that an Inspector may be on the job during the unloading of materials. A minimum notice of 24 hours is required for such unloading and inspection.

Pipe shall be subject to rejection on account of any of the following:

- a) Variation in any dimension exceeding the permissible variations given in the material specifications. Pipe in all cases shall be full diameter.
- b) Fractures or cracks passing through the barrel or socket.
- c) Chips or fractures on the interior of the pipe exceeding two inches in length, one inch in width, or depth more than 1/4 of the thickness of the wall.
- d) Blisters that are either broken, exceed three inches in diameter, or project more than 1/8-inch above the surrounding surface of the pipe.
- e) Variation of more than 1/16-inch per lineal foot in alignment of pipe intended to be straight.

Rejected pipe shall be plainly marked by the Inspector and immediately removed from the site of the work by the Contractor, without cost to the City.

Sewer Service Leads, Risers and Fittings:

Allowable pipe materials are; SDR 35 and SDR 26 polyvinyl chloride (PVC) plastic conforming to the material and testing requirements of ASTM D 3034.

Whenever adapters are required to properly connect the pipe with pipe of other material or manufacturer, the nominal I.D. of adapters shall be manufactured for that specific purpose and shall be the same size as the nominal diameter of pipe connected thereto. Adapters shall also be furnished and used as required by the manufacturer. The adaptor at this tapped connection shall be made using either a gasketed sewer saddle, a flexible neoprene rubber boot, or approved equal. Gasketed sewer saddles shall meet the following requirements:

- a) The castings shall be ductile iron per ASTM 536, Grade 65-45-12, protected with a yellow shopcoat.
- b) The adjustable strap shall be 3.5" wide, stainless steel per ASTM A 240, type 304.
- c) The bolts shall be 0.5" UNC rolled thread, lubricant coated, stainless steel per ASTM A 1943, type 304.
- d) The nuts shall be per ASTM A 194, type 304.
- e) The washers shall be stainless steel per ASTM A 240, type 304 and plastic lubricating washers.

**CITY OF ANN ARBOR
DETAILED SPECIFICATION
FOR
SANITARY SEWER**

WT:VCM

4 of 25

02/15/18

- f) The gaskets shall be SBR per ASTM D 2000 MBA 710, compounded for water and sewer service.

Joints:

Joints for SDR 35 and SDR 26 PVC pipe shall be bell and spigot rubber o-ring gasket joints conforming to the requirements of ASTM D-3212. Lubricant supplied by the pipe manufacturer shall be used, and the joints shall be coupled in accordance with the manufacturer's requirements.

Pipe Marking:

The following information shall be clearly marked on each length of pipe:

- a) The pipe designation and class (e.g., SDR 35, ASTM D 3034).
- b) The name or trademark of the manufacturer.
- c) Identification of the manufacturing plant.
- d) Testing lot number.

Manufacturer's Certification:

All pipe furnished shall be accompanied by the manufacturer's certificate of test showing conformity with the Specifications. Each certificate shall identify a specific lot number, quantity of pipe, and show actual test results for the lot furnished. These certificates shall be submitted to the Inspector at the time of unloading.

Inspection:

All pipe furnished shall be subject to inspection on arrival at the job site by the Engineer. The purpose of the inspection shall be to cull and reject pipe or fittings that, independent of physical tests specified under the standard specifications designated herein, fail to conform to the requirements of these Specifications.

The Contractor shall notify the Engineer sufficiently in advance so that an Inspector may be on the job during the unloading of materials. A minimum notice of 24 hours is required for such unloading and inspection.

Pipe for sewer service leads and risers shall be subject to rejection on account of any of the following:

CITY OF ANN ARBOR
DETAILED SPECIFICATION
FOR
SANITARY SEWER

WT:VCM

5 of 25

02/15/18

- a) Variation in any dimension exceeding the permissible variations given in the material specifications. Pipe in all cases shall be full diameter.
- b) Fractures or cracks passing through the barrel or socket.
- c) Chips or fractures on the interior of the pipe exceeding two inches in length, one inch in width, or depth more than 1/4 of the thickness of the wall.
- d) Blisters that are either broken, exceed three inches in diameter, or project more than 1/8-inch above the surrounding surface of the pipe.
- e) Variation of more than 1/16-inch per lineal foot in alignment of pipe intended to be straight.

Rejected pipe shall be plainly marked by the Inspector and immediately removed from the site of the work by the Contractor, without cost to the City.

Manholes:

All sanitary sewer manholes shall be constructed of precast reinforced concrete sections. Precast drainage structures shall be designed to accommodate HL-93 Modified Live Load requirements as determined by a Professional Engineer licensed by the State of Michigan, regardless of where they are to be installed. For the purposes of design, a HL-93 Modified Live Load shall consist of 1.2 times the design truck or 1.2 times a single 60 kip load, whichever produces the greater stresses.

Precast reinforced concrete bases, bottom sections, manhole risers, grade adjustment rings, concentric cones, eccentric cones, and flat top slabs shall conform to the requirements of ASTM C 478. Joints on precast manholes used on all sanitary sewers shall meet ASTM C 443, rubber O-ring gasket.

Concrete brick shall conform to the requirements for concrete building brick, ASTM C 55, Grade N-1.

Cast iron frames and covers for manholes shall conform to the requirements for grey iron castings, ASTM A 48, Class No. 30. Specific, approved castings are listed in the Special Provision for "Dr Structure Covers."

Plastic coated manhole steps shall be injection molded of copolymer, polypropylene, encapsulating a 1/2 inch grade 60 steel reinforcing bar. Plastic-coated manhole steps shall meet the performance test described in ASTM C-478, Paragraph II, and shall have an impact resistance of 300 ft.-lbs., with only minor deflection and no cracking or breaking.

The steps shall resist pull out forces of 1500 lbs.

CITY OF ANN ARBOR
DETAILED SPECIFICATION
FOR
SANITARY SEWER

WT:VCM

6 of 25

02/15/18

Manhole Connections:

Sewer pipe to precast manhole connections shall be through: 1) a flexible neoprene rubber boot which shall be securely clamped into a core-drilled pipe port. Pipe ports shall be core-drilled at the point of manhole manufacture and shall be accurately located within 1/2-inch of proposed sewer centerline; or, 2) a self-adjusting mechanical pipe to manhole seal which provides a resilient, flexible, and infiltration-proof joint; or, 3) a flexible rubber wedge firmly rammed into a rubber gasket which is cast into the manhole as approved in writing by the Engineer.

Neoprene rubber for manhole boots shall meet the requirements of ASTM C 443 and shall have a minimum thickness of 3/8-inch. Pipe clamp bands shall be of corrosion-resistant steel.

c. Construction.**General:**

The Contractor shall fully comply with all laws and regulations governing construction methods and the furnishing and use of all safeguards, safety devices, protective equipment, and pollution controls. Where required to support the surfaces of adjacent roadways, structures, or excavations, or to protect the construction work, adjacent work, or workmen, the Contractor shall design and install sheeting, bracing, and shoring. The Engineer will not review the Contractor's design(s) or be responsible for the adequacy of the elements supporting the trench. The placing of such supports shall not release the Contractor of the responsibility for the sufficiency and integrity of the trench, trench opening, and the safety of all persons involved in the work. In the removing of sheeting and bracing after the construction has been completed, special care shall be taken to prevent any caving of the sides of the excavation and injury to the completed work or to adjacent property.

Material Handling:

Pipe, fittings and accessories shall be loaded and unloaded by lifting with hoists or skidding so as to avoid shock or damage. Under no circumstances shall such material be dropped. Pipe handled on skidways shall not be skidded or rolled against pipe already on the ground.

CITY OF ANN ARBOR
DETAILED SPECIFICATION
FOR
SANITARY SEWER

WT:VCM

7 of 25

02/15/18

In distributing the material at the site of the work, each piece shall be stored off of the ground surface by means of skids or bunks, and stacked neatly. Pipe may be "strung-out" for only the length which, in the opinion of the Engineer, will be installed within 24 hours, if maintained such that the pipe interior will remain free of dirt, mud, and debris.

Excavation:

The Contractor shall dig-up and expose all utility crossings prior to laying any sanitary sewer pipe or lead. This will allow the Engineer to adjust the grade of the sanitary sewer or lead, if possible, to avoid the existing utilities. The costs of the dig-ups, and related costs, shall be included in the unit price of the sanitary sewer or lead. The Engineer may require that some dig-ups be performed out-of the staging area where the sewer work is taking place in order to aid in alignment decisions. Any required traffic control measures shall be included in the costs of "Minor Traffic Devices, L.S. Max.____" and "Traf Regulator Control."

Excavation shall include the removal and disposal of all materials of every kind, including rock, boulders, or buried obstructions necessary to be removed in the construction work.

The Contractor shall proceed with caution in the excavation and preparation of the trench so that the exact location of underground structures, both known and unknown, may be determined, and the Contractor shall be held responsible for the repair of such structures when broken or otherwise damaged.

Excavation normally shall be by open cut from the surface except as otherwise specified, or in special cases where crossing under trees, pavements, or structures. The Contractor may use tunnel methods if permitted in writing by the Engineer, provided his method of backfill is such, in the judgment of the Engineer, as to avoid any present or future injury to the tree, pavement, or structure. All excavation shall be performed in such a manner as to provide adequate room for the construction and installation of the work to the lines, grades and dimensions shown on the Plans.

The trench shall be excavated to a minimum of four inches below the final location of the pipe. This cut shall be filled to the level of the bottom quadrant of the pipe with Coarse Aggregate, 6A as specified herein, shaped and compacted to the pipe barrel.

Bell holes shall be provided in the trench bottom at each joint to permit the joints to be made properly.

CITY OF ANN ARBOR
DETAILED SPECIFICATION
FOR
SANITARY SEWER

WT:VCM

8 of 25

02/15/18

Whenever, in the opinion of the Engineer, it is necessary to explore and excavate to determine the location of existing underground structures, the Contractor shall make explorations and excavations for such purposes. These excavations will not be paid for separately, but shall be included in the cost of the item of work being performed. Any backfilling that may be required to be performed as a result of an exploratory excavation that is not part of the backfill associated with the work being undertaken, shall be included in the item of work being performed, with the exception of final trench restoration, which shall be paid for separately using appropriate items of work contained within the contract documents.

All excavated material approved by the Engineer as backfill material and imported backfill material shall be piled in a manner that will not endanger the work and that will avoid obstructing sidewalks and driveways or clear vision areas along roadways, driveways, or parking areas. All excavated material which is unsuitable for backfill shall be immediately removed from the site by the Contractor. Hydrants under pressure, manholes of any kind, valve boxes, curb stop boxes, fire and police call boxes, and other utility controls shall be left unobstructed and accessible until the work is completed. Gutters shall be kept clear, or other satisfactory provisions made, for proper drainage. Natural and man-made water courses shall not be obstructed. Disposal of excavated material, if required, shall be the Contractor's responsibility.

Hand methods for excavation shall be employed in locations shown on the Plans. In other locations the Contractor may use trench-digging machinery or employ hand methods.

Pipe Undercut:

In locations where in the opinion of the Engineer, the soil at the bottom of the trench is unstable, the Contractor shall excavate below the trench bottom to such depth as directed by the Engineer and refill with compacted Aggregate, 6A (limestone), or compacted Granular Material, Class II, as directed by the Engineer, to the level of the bottom quadrant of the pipe. If refill with compacted Aggregate, 6A (limestone) is required during sewer construction, it shall be placed for the entire sewer run, from manhole to manhole.

Trench Opening:

The width of the trench shall be ample to permit the pipe to be laid and jointed properly, and the backfill to be placed and compacted as specified. Trenches shall be of such extra width, when required, to permit the convenient placing of timber supports, sheeting and bracing, and handling of special fittings. For each size of pipe, the minimum trench width shall provide clearance of four inches on each side of the bell of the pipe or fitting or six

CITY OF ANN ARBOR
DETAILED SPECIFICATION
FOR
SANITARY SEWER

WT:VCM

9 of 25

02/15/18

inches on each side of the pipe barrel, whichever is greater. The maximum trench width shall be in keeping with good construction practice, such that existing structures are not undermined.

In excavating for pipe lines, the excavation shall at all times be finished to the required grade in advance of the pipe line, but unless otherwise permitted in writing by the Engineer, not more than 50 feet of trench shall be open at one time in advance of the pipe. At no time shall more than 200 feet of trench be opened and incompletely backfilled. At the end of each day, no more than 10 feet of trench may be left open, and access to all drives shall be restored. This opening shall be surrounded by fencing and lighted barricades, or plated. The remainder of the trenching operation shall be available for safe vehicular and pedestrian traffic at all times.

The trench shall be so braced and drained that the workers may work therein safely and efficiently. It is essential that the discharge of the trench dewatering pumps be conducted to natural drainage channels, drains, or storm sewers. If trench water is pumped to natural drainage channels or drains, approved soil erosion and sedimentation controls shall be installed and maintained at the point of discharge. If trench water is pumped into storm sewers, filters shall be provided to prevent the flow of rocks, mud and other debris into the storm sewer line.

Sheeting, bracing, and shoring shall not be left in place after completion of the work except as required by the Engineer. Where the Engineer requires the sheeting, bracing, or shoring to be left in place it shall be cut off below the established surface grade as required by the Engineer.

The length of street which may be occupied by the construction work at any one time shall be subject to the approval of the Engineer and will be based on the requirements of use of the street by the public.

Disposal of Water and Sewage:

The Contractor shall remove by well points, pumping, bailing, or other acceptable method any water which may accumulate or be found in the trenches or other excavations to be made. The Contractor shall take all necessary precautions to keep the trenches and other excavations entirely clear of water and sewage during construction of pipe lines and structures. Newly placed concrete shall be adequately protected from injury resulting from ground water or sewage. No drainage ditches shall be placed within the area to be occupied by any structure except as permitted in writing by the Engineer.

CITY OF ANN ARBOR
DETAILED SPECIFICATION
FOR
SANITARY SEWER

WT:VCM

10 of 25

02/15/18

The Contractor shall at all times have upon the work sufficient pumping equipment ready for immediate use to carry out the intent of this section.

Where existing sewers, drains, or ditches are encountered in this work, adequate provisions shall be made for diverting their flow, so that the excavation will be kept dry. Upon completion of the construction work, the existing sewers, drains, or ditches shall be restored as directed by the Engineer.

Crossing Existing Structures & Facilities:

During the construction it may be necessary to cross under or over certain sewers, service leads, drains, culverts, water lines, gas lines, electric lines, and other underground structures or facilities, known or unknown. The Contractor shall make every effort to prevent damage to such underground structures and facilities. The Contractor shall not intentionally "dig through" existing facilities with the intention of replacing or repairing them after the proposed work is completed. Wherever such structures or facilities are disturbed or broken, they shall be restored to a condition equal to, or better than, the condition that existed prior the work being performed. All repairs shall acceptable to the owner and the City and shall be at the Contractor's sole expense. These crossings shall be made with a minimum of twelve inches of vertical clearance between facilities.

Laying Pipe:

Each pipe shall be inspected for defects prior to being lowered into the trench. The inside of each pipe and outside of each spigot shall be cleaned of any earth or foreign matter.

Proper implements, tools, and facilities satisfactory to the Engineer shall be provided and used by the Contractor for the safe and convenient prosecution of the work. All pipe and fittings shall be carefully lowered into the trench piece by piece by means of a derrick, ropes, or other suitable tools or equipment as recommended by the manufacturer, in such a manner as to prevent damage to them and their protective coatings and linings. Under no circumstances shall materials be dropped or dumped into the trench.

New sewer construction shall be plugged at the outlet, so as to not be connected into the existing system until it has been tested and accepted. Construction of sewers shall begin at the outlet end and proceed upgrade, unless otherwise directed by the plans or the Engineer. Pipe shall be laid on the prepared subgrade with the bell ends facing the direction of laying, unless otherwise directed by the Engineer.

CITY OF ANN ARBOR
DETAILED SPECIFICATION
FOR
SANITARY SEWER

WT:VCM

11 of 25

02/15/18

The Contractor shall take every precaution to prevent foreign material from entering the pipe while it is being placed in the line. During laying operations, no debris, tools, clothing or other materials shall be placed in the pipe. At times when pipe laying is not in progress, the open ends of pipe shall be closed by a watertight plug. This provision shall apply during the break period as well as overnight. If water is in the trench, the seal shall remain in place until the trench is pumped completely dry.

Pipe shall be jointed as specified elsewhere herein. The pipe shall be secured in place with approved backfill material tamped under it except at the bells. Pipe and fittings which do not allow a sufficient and uniform space for joints shall be removed and replaced with pipe and fittings of proper dimensions to insure such uniform space. Precautions shall be taken to prevent dirt from entering the joint space.

All pipe shall be laid at the correct line and grade as indicated by the grade stakes and offset line. The correct line and grade shall be maintained by the use of a laser alignment system. The staking shall be provided by the Engineer. No pipe shall be laid until a cut sheet for that pipe has been approved by the Engineer. Each pipe, as laid, shall be checked by the Contractor to insure that this result is obtained. The grade as shown on the Plans is that of the pipe invert for sewers; the work must conform to this profile. A variation of 1/4 inch from this profile grade will be deemed sufficient reason to cause the work to be rejected and re-laid. Sewer pipe alignment shall be maintained so as to not vary more than one-half inch from the correct line on pipes up to 36 inches in diameter nor more than one inch on pipes 42 inches in diameter and larger. Any pipe found out of line shall be re-laid properly by the Contractor.

Due to conditions in the field, changes to the proposed vertical and horizontal alignment of the proposed sanitary sewer may become necessary. The Contractor shall, where directed by the Engineer, excavate up to 60 feet in advance of the pipe laying operation to expose existing underground facilities thereby enabling the Engineer to make alignment decisions. The Contractor is required to realign (re-lay) the sanitary sewer up to 2 feet vertically and/or horizontally as directed by the Engineer at no extra cost to the project. The excavation in advance of the pipe laying is intended to help eliminate the need for re-laying pipe.

CITY OF ANN ARBOR
DETAILED SPECIFICATION
FOR
SANITARY SEWER

WT:VCM

12 of 25

02/15/18

Making Joints

General:

Mechanical means shall be used for pulling home all rubber-gasket pipe regardless of trench condition where manual means will not result in pushing and holding the pipe home. When a trench box or liner is used, a cable shall be used to pull the joints home and hold them in position.

Where work is performed in wet trenches or trenches with running sand, the Contractor shall provide and use mechanical means for pulling the pipe home in making up the joint and for holding the pipe joints tight until completion of the line. Mechanical means shall consist of a cable placed inside or outside of the pipe with a suitable winch, jack, or come-along for pulling the pipe home and holding the pipe in position.

Where not required by these Specifications, manual means will be acceptable only if the joints can be pushed home and held.

Sewer pipe may not be cut when the cut end will be used in making a pipe joint. Cut ends may only occur in situations such as a manhole or headwall. Cut ends shall be carefully and neatly made with a saw, pipe cutter, or other approved means.

Polyvinyl Chloride (PVC) Pipe:

Elastomeric gasket, push-on joints, shall be made in accordance with manufacturer's standards, and ASTM D2321 and D3212. The jointing surfaces of the pipe shall be wiped clean, and lubricated using lubricant supplied by the pipe manufacturer. The spigot end is to be inserted into the bell so that it is in contact with the gasket. The bell is to be braced while the spigot end is pushed in under the gasket, so that previously completed joints will not be altered. The spigot shall be pushed into the bell until the reference mark on the pipe barrel is flush with the end of the bell.

Backfilling

PVC Pipe:

All pipe shall be bed on a four inch or thicker layer of compacted Coarse Aggregate, 6A (limestone) as specified herein.

CITY OF ANN ARBOR
DETAILED SPECIFICATION
FOR
SANITARY SEWER

WT:VCM

13 of 25

02/15/18

From the bedding to the pipe centerline backfill shall be carefully placed Coarse Aggregate, 6A (limestone), placed in maximum lift thicknesses of six inches, loose measure. Each lift shall be thoroughly compacted by hand tamps, pneumatic "pogo-sticks", or other approved methods. Each lift shall extend the full width of the space between the pipe and trench, and the fill shall be brought up evenly on both sides of the pipe. The backfill under the haunches of the pipe shall be consolidated by the use of a tee-bar.

From the pipe centerline to the top of the pipe, backfill shall be Aggregate, 6A (limestone) placed in maximum lift thicknesses of six inches, loose measure. Each lift shall be thoroughly compacted by hand tamps, pneumatic "pogo-sticks", or other approved methods. A layer of geotextile separator, meeting the requirements of Section 910, extending the full width of the trench, shall be provided above the coarse aggregate to prevent intrusion of succeeding backfill materials.

From the top of the pipe to two feet above the top of the pipe, unless otherwise specified, backfill shall be Granular Material, Class II placed in a maximum lift thickness of twelve inches, loose measure. These lifts shall be thoroughly compacted by manually operated vibrating plate compactors, to at least 95% of the material's maximum dry density at optimum moisture content, as determined by ASTM D 1557, Method C, or AASHTO T-180.

From two feet above the top of PVC pipe to the grade shown on the Plans and Details, or to the subgrade of roadway materials, or to the subgrade of surface structures, backfill shall be Class II granular material uniformly spread and machine tamped. If machine tamping includes manually operated vibrating plate compactors or self propelled vibrating rollers the backfill material shall be compacted in lifts not exceeding twelve inches, loose measure. If a backhoe mounted compactor is employed, the backfill material shall be compacted in lifts of thirty-six inches, loose measure. Approval to use a particular machine tamping method will be withdrawn by the Engineer if the method causes injury to the pipe or adjacent structures or movement of the pipe. Each lift shall be thoroughly compacted to at least 95% of the material's maximum dry density at optimum moisture content as determined by ASTM D 1557, Method C, or AASHTO T-180. The Engineer may give consideration to giving written permission to increase the thickness of the lifts specified in this paragraph if satisfactory compaction is achieved and no undesirable side effects occur.

CITY OF ANN ARBOR
DETAILED SPECIFICATION
FOR
SANITARY SEWER

WT:VCM

14 of 25

02/15/18

General

Backfilling shall not be performed in freezing weather except by written permission of the Engineer, and it shall not be composed of frozen material. No fill shall be placed where the material already in the trench is frozen.

Concrete Cradle and Encasement for Sewers:

Where shown on the Plans, pipe shall be installed with a concrete cradle or encasement of Concrete, Grade X as shown on the Standard Details or plan sheets. Cradle or encasement shall be for the full run of the sewer, from manhole to manhole. Each pipe shall rest on a bed of Concrete, Grade X, shaped to fit the bottom of the pipe. After setting the pipe, the space between the outside of the pipe and the undisturbed trench bank shall be completely filled with Concrete, Grade X. Concrete, Grade X used for this purpose shall have a slump not exceeding two inches.

Riser Pipe for Service Leads:

Where shown on the Plans or directed by the Engineer, the Contractor shall furnish and place risers extending from the branch opening of the sewer up to within eight to ten feet of the proposed finished grade. These pipes shall be laid with joints as specified above. These risers shall be laid up and held in place as required by the Standard Details. The connection fitting when a riser is to be used shall be a tee fitting. Openings in the top of the riser pipe shall be closed, marked, and staked as specified above.

Service Lead Connections and Fittings:

Service lead connections shall be provided at such points as shown on the Plans or as directed by the Engineer. These shall be of the size and character indicated on the Plans. House service leads shall be a minimum of four inches in diameter. Service lead connections shall be formed by the use of standard wye or tee fittings of the same material called for use on the main sewer being constructed. Wye fittings are not to be used for connections with riser pipes. All wye and tee fittings shall be encased in Concrete, Grade X. All leads which will not have pipe connected to them immediately shall be closed by the use of a watertight plug manufactured specifically for that purpose and approved by the Engineer.

Branch connections to existing sewers shall be made by the City of Ann Arbor – Field Operations Personnel. Scheduling of these taps shall be made with Field Operations by the Contractor. All applicable tap fees must be paid in full prior to this scheduling.

CITY OF ANN ARBOR
DETAILED SPECIFICATION
FOR
SANITARY SEWER

WT:VCM

15 of 25

02/15/18

Connections for sewer service leads connecting to existing sewer mains or sewer mains of a different pipe material shall be at a core-drilled tap into the sewer pipe. The joint at this tapped connection shall be made using either a gasketed sewer saddle, a flexible neoprene rubber boot securely clamped into the core-drilled tap, or approved equal. The end of the sewer service lead pipe shall be flush with the inside wall of the sewer main. Gasketed sewer saddles shall meet the following requirements:

- a) The castings shall be ductile iron per ASTM 536, Grade 65-45-12, protected with a yellow shopcoat.
- b) The adjustable strap shall be 3.5" wide, stainless steel per ASTM A 240, type 304.
- c) The bolts shall be 0.5" UNC rolled thread, lubricant coated, stainless steel per ASTM A 1943, type 304.
- d) The nuts shall be per ASTM A 194, type 304.
- e) The washers shall be stainless steel per ASTM A 240, type 304 and plastic lubricating washers.
- f) The gaskets shall be SBR per ASTM D 2000 MBA 710, compounded for water and sewer service.

In order to properly mark the location of every branch connection, the Contractor shall take accurate measurement of all branches before the sewer trench is backfilled. The measurements shall indicate the distance from each branch to the center of the nearest downstream and upstream manhole. When leads are run to the property line, they shall be perpendicular to the main sewer. The Contractor shall also report the location of the point where the lead ends, relative to the nearest property corners. The Contractor shall furnish the Engineer with a copy of these measurements immediately upon the completion of each section of sewer.

In addition to measurements, the Contractor shall furnish and place a minimum two inch by two inch cedar or treated lumber marking stick at the end of each lateral extension or service lead connection of such length that it will reach from the end of the pipe vertically up to a minimum of two inches above the proposed finished grade. Each marker shall be set in a vertical position. Markers will not be required on the main run of sewer at fittings. The visible end of each marker stake must be plainly painted red if sanitary or white if storm.

CITY OF ANN ARBOR
DETAILED SPECIFICATION
FOR
SANITARY SEWER

WT:VCM

16 of 25

02/15/18

The service lead pipes shall also be marked for identification in order to prevent cross connection of the leads: sanitary leads - red, storm leads - white. The last two lengths of pipe shall be marked by wrapping the appropriate colored tape twice around the barrel. This wrapping shall take place at any point in the lead whenever the lead is terminated. This taping (wrapping) must be performed under the inspection of the Inspector.

Manholes:

Excavation shall be carried to the depth and width required to permit the construction of the required base. The excavation width shall be greater than the base. The bottom of the excavation shall be trimmed to a uniform horizontal bed and be completely dewatered before any concrete is placed therein. Concrete shall be Grade S2. Precast manhole bases and precast bottom sections are allowed.

Precast concrete manholes shall be constructed of Concrete, Grade S2.

Circular precast manhole sections shall be constructed in accordance with the Standard Detail Drawings. Manhole stack units shall be constructed on level poured-in-place bases, precast concrete bases, or precast concrete bottom sections.

Precast cone sections shall be constructed in accordance with the Standard Details. These units shall be eccentric for all manholes. All structures shall be topped with a minimum of one and a maximum of three brick or precast adjustment ring courses.

Manholes shall be constructed within 2-1/2 inches of plumb.

Frames and cover castings shall be set in full mortar beds and pointed on the structure interior to a smooth, brushed finish. The covers shall be set flush with sidewalk, roadway pavement, or ground surfaces. City of Ann Arbor Project Management Personnel shall be notified prior to the final paving of all private roads and parking lots so as to allow inspection of the final casting adjustments for all City utility structures. In gravel streets, covers shall be set six to eight inches below finished gravel surface.

Sewer pipes shall extend into structures a minimum of 1/2 inch and a maximum of 3 inches.

Flow channels for sewer structures shall be finished in accordance with the Standard Details. All flow channels shall be screeded and floated to a smooth, uniform surface and troweled to a hard surface finish.

CITY OF ANN ARBOR
DETAILED SPECIFICATION
FOR
SANITARY SEWER

WT:VCM

17 of 25

02/15/18

Stubs for future sewer connections shall be furnished and placed by the Contractor as shown on the Plans and as directed by the Engineer. Connections shall be properly supported and braced when not resting on original ground so that any settlement will not disturb the connection. Stubs shall consist of one length of sewer pipe, of the size indicated on the Plans, with a watertight plug.

See Sewer Testing section for the requirement of the installation of a pipe nipple through the sewer manhole wall.

Drop Connections:

Where shown on the Plans or directed by the Engineer where a branch sanitary sewer is brought into a manhole more than 24 inches above the invert elevation in the manhole, a drop connection shall be provided in accordance with the Standard Detail Drawings.

Backfilling Around Manholes:

As soon as practicable after a precast structure has been set, forms and debris have been removed from the structure, and the structure has been inspected and approved, the excavated area around the structure shall be backfilled up to the specified grade with Granular Material, Class II. No boulders, rocks, stones, masonry, lumber, or debris shall be allowed within the backfill.

Sewer Testing:

All sanitary sewers, including leads, 36 inches and smaller shall be air tested by the Contractor. All sanitary sewers greater than 36 inches shall be infiltration or exfiltration tested by the Contractor. The Engineer will decide whether infiltration or exfiltration testing is performed based upon ground water conditions. All sewers, except 4-inch and 6-inch leads, shall be television inspected by the Contractor. All PVC sanitary sewer mains shall be mandrel tested. All sewer must meet each test, in order (mandrel testing, air or infiltration/exfiltration, television inspection), before the next test is performed. The Contractor shall furnish all labor, equipment and materials necessary for testing. Only after all tests have been successfully completed, and acknowledged by the Engineer in writing, may the sewer be placed in service.

Mandrel Testing:

All PVC sanitary sewer mains shall be mandrel tested for deflection by the Contractor. The mandrel shall be a commercially produced, nine-fin mandrel, with the pipe diameter, percent deflection and applicable ASTM or AASHTO standard stamped on the fins. The

**CITY OF ANN ARBOR
 DETAILED SPECIFICATION
 FOR
 SANITARY SEWER**

WT:VCM

18 of 25

02/15/18

testing is to take place after the sewers have been in place for a minimum of 30 days. The mandrel shall be pulled from structure to structure. Any portion of the pipe through which the mandrel passes freely shall be deemed to have passed the mandrel test. Sections of pipe through which the mandrel does not pass freely shall be exposed and examined. Based on this examination either the pipe zone bedding and backfill shall be improved or the pipe replaced. The pipe shall then be re-tested before approval is granted.

The Contractor shall not be granted an extension of contract time for the period in which a portion(s) of PVC sanitary sewer is awaiting mandrel and other acceptance tests. This waiting period is understood to be an integral element of the construction of the utility and cannot be eliminated. Further, if a sewer is installed and requires remedial action in order to comply with the requirements of the project specifications, the waiting period associated with the remedial repairs shall also not be considered as a basis for an extension of contract time. The Contractor shall take these requirements into account when preparing their Critical Path Schedule, and any required updates, and shall account for them during the performance of the project.

The mandrel is to be constructed in accordance with the following table:

SDR 35 PVC, Pipe I.D.	Mandrel O.D.
8"	7.28"
10"	9.08"
12"	10.79"
15"	13.20"
18"	N/A
24"	N/A

Air Test:

The air test can be dangerous. Lack of understanding, carelessness, or an improperly prepared line must be avoided. It is extremely important that the plugs be installed in such a way as to prevent blowouts. Sudden expulsion of a poorly installed or partially deflated plug can cause serious injury or damage. As a safety precaution, pressurizing equipment must include a relief valve set at not more than 10 psig. No one will be allowed in the manholes during testing.

In areas where ground water is known to exist and the sewer is to be air tested, the Contractor shall install a 1/2-inch diameter by approximately 10 inch long pipe nipple, through the manhole wall above one of the sewer lines entering the manhole. The pipe

CITY OF ANN ARBOR
DETAILED SPECIFICATION
FOR
SANITARY SEWER

WT:VCM

19 of 25

02/15/18

nipple shall be capped on the inside of the manhole at the time the sewer line is installed. Immediately prior to the performance of the air test, the ground water level shall be determined by removing the pipe cap, blowing air through the pipe nipple into the ground so as to clear it, and then connecting a clear plastic tube to the pipe nipple. The tube shall be held vertically and a measurement of the height in feet of water above pipe centerline shall be taken after the water stops rising in this plastic tube. The height in feet shall be divided by 2.31 to establish the pressure (in psig) that will be considered to be the average ground water back pressure.

The normal sequence and time requirements for air testing are:

1. After a manhole-to-manhole section of line has been backfilled and cleaned, it shall be plugged at each manhole with pneumatic plugs. The design of the pneumatic plugs shall be such that they will hold against the line test pressure without requiring external blocking or bracing. There shall be three hose connections to the pneumatic plug. One hose shall be used only for inflation of the pneumatic plug. The second hose shall be used for continuously reading the air pressure rise in the sealed line. The third hose shall be used only for introducing low pressure air into the sealed line.
2. Low pressure air shall be introduced into the sealed line until the internal air pressure reaches 4.0 psig greater than the average back pressure of any ground water pressure that may be over the pipe. At least two minutes shall be allowed for the air pressure to stabilize. After the stabilization period, the pressurization hose shall be disconnected to prevent air from entering or escaping from the line.

There shall be a pressure gauge for reading the internal pressure of the line being tested. The gauge shall be capable of showing pressure as low as 0 psig up to no greater than 20 psig. In the 0-10 psig range the gauge shall be both calibrated and accurate to one-tenth of one pound and the gauge dial shall cover at least one-half of the complete dial range. This gauge shall have a tee fitting to allow simultaneous pressure reading by a City gauge.

3. The time requirement for the pressure to decrease from 3.5 to 2.5 psig (greater than the average back pressure of any ground water that may be over the pipe) shall not be less than the time given in the following table:

CITY OF ANN ARBOR
 DETAILED SPECIFICATION
 FOR
SANITARY SEWER

WT:VCM

20 of 25

02/15/18

<u>Pipe Size</u>	VCP SEWERS	PVC SEWERS	
	<u>Minimum Holding Time Seconds/100 ft. Pipe</u>	<u>Holding Time (Seconds)</u>	<u>Minimum Holding Time (Min:Sec)</u>
4-inch	18	0.380 x Length	3:46
6-inch	42	0.854 x L	5:40
8-inch	72	1.520 x L	7:34
10-inch	90	2.374 x L	9:26
12-inch	108	3.418 x L	11:20
15-inch	126	5.342 x L	14:10
18-inch	144	7.692 x L	17:00
21-inch	180	10.470 x L	19:50
24-inch	216	13.674 x L	22:40
30-inch	288	21.366 x L	28:20
36-inch	360	30.768 x L	34:00

Infiltration Test:

The Contractor shall place temporary weirs for testing purposes in such manholes as necessary to measure the amount of infiltration. Test sections shall be no longer than 1,200 feet.

The allowable amount of infiltration shall not be more than 200 gallons per inch of pipe diameter per mile of sewer per 24 hours, including manholes. The Contractor shall repair all visible leaks regardless of the results of the infiltration test.

If the allowable limit of infiltration is exceeded on any test section, the Contractor shall reconstruct or repair the defective portion of the sewer, and re-test.

Exfiltration Test:

The standpipe method will be used from manhole to manhole for the length of pipe to be tested. A hydrostatic head of 10 ft. to the sewer's average centerline elevation will be required, with adjustments for external submergence due to water in the trench. The Engineer will establish time durations and procedures for each test. The maximum allowable exfiltration rate will be 200 gallons per inch of pipe diameter per mile of sewer per 24 hours including manholes. Upon completion of this test on a sanitary sewer, the Contractor shall pump all water out of the downstream manhole to a storm sewer.

CITY OF ANN ARBOR
DETAILED SPECIFICATION
FOR
SANITARY SEWER

WT:VCM

21 of 25

02/15/18

Television Inspection:

A video inspection must be approved prior to the acceptance of the sewers, and prior to any building connections being made. The Engineer shall be given 24 hours notice so that an Inspector may witness the video inspection. All sewer lines are to be thoroughly cleaned prior to video inspection, by jetting of the lines or other approved methods. Video inspection shall consist of wetting the invert of the section by pouring clean water in the upstream manhole until it appears in the downstream manhole, and then, after the water has stopped flowing, passing a video camera upstream through the section. The camera shall be connected to a monitor and the results recorded in DVD format. The inspection record (DVD) shall indicate the date, the section tested, and the actual distance from the beginning manhole to each tee or wye, and each visible defect. The DVD shall be furnished to the Engineer for further review and final approval.

The video inspection will be deemed satisfactory if there are no visible defects, including, but not limited to: dips or low spots, high spots, deviations in horizontal or vertical alignment, joint offsets, leaks or cracks and there is no debris or other foreign material in the sewer system.

Sewer Repairs:

If a sewer repair is required as a result of damage during construction operations, air test failure, or video inspection failure, the Contractor shall expose the sewer pipe and perform the required correction(s), as specified herein and as directed by the Engineer. The Contractor shall be fully responsible to provide a written plan of all proposed activities associated with any repair(s) for the review and approval of the Engineer. All repairs proposed shall be effective. The Engineer's acceptance of a proposed repair plan shall not be construed as acceptance of any associated result. The Contractor is, and shall remain responsible, for all work until such time as it is formally accepted in writing by the Engineer.

If the repair is required due to the pipe being out of alignment or off grade, the pipe shall be adjusted so as to be placed in proper alignment and grade. Aggregate, 6A (limestone) shall be carefully placed under the haunches of the realigned pipe and compacted by the use of a tee-bar. From the haunches of the pipe, backfilling shall be performed as specified elsewhere herein.

If the pipe cannot be satisfactorily realigned or an open joint reset; or if the pipe is cracked, broken, or permanently deflected, the affected pipe shall be removed and replaced with the same pipe material. The pipe to be removed is to be sawed on each side of the

CITY OF ANN ARBOR
 DETAILED SPECIFICATION
 FOR
SANITARY SEWER

WT:VCM

22 of 25

02/15/18

damaged section in a neat and workmanlike manner without damage to the adjacent pipe. The replacement pipe section shall fit flush to the remaining pipe at each end. These sawed joints shall be coupled using a flexible pipe coupling and stainless steel shear ring. These joints shall be encased to the pipe centerline with Concrete, Grade X one foot on either side of the flexible coupling. The remaining pipe backfill shall be performed as specified elsewhere herein.

d. Measurement and Payment. The completed work as described will be measured and paid for at the contract unit price using the following contract items (pay items):

<u>Contract Item (Pay Item)</u>	<u>Pay Unit</u>
Sewer, C-700 ES VCP, ___ inch, Tr Det _____	Foot
Sewer, SDR 35 PVC Pipe, ___ inch, Tr Det _____	Foot
Sewer, SDR 26 PVC Pipe, ___ inch, Tr Det _____	Foot
Tee, C-700 ES VCP, _ inch _____	Each
Tee, SDR 35 PVC, _ inch _____	Each
Tee, SDR 26 PVC, _ inch _____	Each
Riser, SDR 35 PVC, _ inch, _____	Foot
Riser, SDR 26 PVC, _ inch, _____	Foot
Sewer, SDR 35 PVC, Service Lead, _ inch, Tr Det _____	Foot
Sewer, SDR 26 PVC, Service Lead, _ inch, Tr Det _____	Foot
Dr Structure, Manhole, Type I, ___ inch dia, Sanitary.....	Each
Dr Structure, Manhole, Type I, ___ inch dia, Sanitary, Add Depth.....	Foot
Dr Structure, Manhole, Type III, ___ inch dia, Sanitary.....	Each
Dr Structure, Manhole, Type III, ___ inch dia, Sanitary, Add Depth.....	Foot
Dr Structure, Manhole, Type IV (Sampling), ___ inch dia, Sanitary.....	Each
Drop Connection, ___ inch.....	Foot
Pipe Undercut & Refill (Granular Material, Class II)	Cubic Yard
Pipe Undercut & Refill (6A, limestone)	Cubic Yard
Sewer Tap, ___ inch.....	Each

CITY OF ANN ARBOR
DETAILED SPECIFICATION
FOR
SANITARY SEWER

WT:VCM

23 of 25

02/15/18

Sewer Pipe

Sewer pipe as specified shall be measured in place by length in lineal feet (LF) from center of manhole to center of manhole.

Payment will include, but not be limited to; excavation; removal and proper disposal off-site of all excess or unsuitable excavated material; any needed sheeting, shoring and bracing; the installation of water-tight plugs; protection of all existing utilities and service connections; connections into existing structures; bulkheading existing connections that are no longer needed in existing manholes; pipe bedding; by-pass pumping; furnishing an approved geotextile separator; backfilling per the trench details and the requirements specified herein; cleaning; video inspection; and testing.

Service Tees

Service tees shall be paid for based on each tee installed. The payment for the service tee will include the material, equipment and labor costs for the connection of the riser or lead to the tee. Also, the payment for the service tee will include the material, equipment and labor costs for the excavation; removal and proper disposal off-site of all excess or unsuitable excavated material; any needed sheeting, shoring and bracing; the installation of water-tight plugs; protection of all existing utilities and service connections; pipe bedding; by-pass pumping; furnishing an approved geotextile separator; backfilling per the trench details and the requirements specified herein; cleaning; testing; placing the plug or cap placed on the tee, riser or lead; and, the required wooden stake to locate the riser or lead in the future.

Risers & Leads

Service risers shall be paid for based on vertical feet (VF) measured as installed, from invert of the sewer main to invert of the bend at the top of the riser.

Service leads shall be paid for based on lineal feet (LF) measured as installed, from the center of the main to the capped end of the lead. If a service riser is installed, this measurement shall be from the center of the bend at the top of the riser to the capped end of the lead. The payment for service leads will include, but not be limited to; excavation; removal and proper disposal off-site of all excess or unsuitable excavated material; any needed sheeting, shoring and bracing; the installation of water-tight plugs; protection of all existing utilities and service connections; connections into existing structures; pipe bedding; by-pass pumping; furnishing an approved geotextile separator; backfilling and compacting per the trench details and the requirements specified herein; cleaning; video

CITY OF ANN ARBOR
DETAILED SPECIFICATION
FOR
SANITARY SEWER

WT:VCM

24 of 25

02/15/18

inspection; testing; and, the necessary fittings, labor and equipment to connect the lead to a riser.

Manholes

Manholes of the detail and depth specified will be paid for at the Contract unit price for each unit installed. Payment includes, but shall not be limited to; furnishing the labor, equipment and materials for all necessary excavation; any needed sheeting, shoring and bracing; properly disposing of surplus or unsuitable excavated material; backfilling and compaction; and, constructing the structure complete, including pipe connections and structure cleaning, up to 10 feet of drainage structure depth.

Payment for additional depth for drainage structures includes, but shall not be limited to; furnishing the labor, equipment, and materials for all necessary excavation; any needed sheeting, shoring and bracing; disposing of surplus excavated material; backfilling and compaction; and constructing the structure complete, including pipe connections and structure cleaning, for the portion of the structure which is deeper than 10 feet.

Payment for adjusting of manhole frames and covers shall be included in payment for the manhole. The manhole frames and covers will be paid for separately.

Drop Connections

Payment for drop connections shall be based on vertical feet (VF) installed. Payment includes, but shall not be limited to; furnishing all labor, equipment and materials for all necessary excavation; any needed sheeting, shoring and bracing; proper removal and disposal off-site of surplus and unsuitable excavated material; pipe, fittings, and concrete; backfilling and compaction; and, connections to complete this item of work. Vertical footage will be measured from the bottom invert of the drop connection to the top invert of the drop connection.

Pipe Undercut & Refill

The Contractor shall note that undercut quantities shown on the Bid Form are estimates only. The quantities of undercut may vary significantly more or less depending on field conditions at the time of construction. Any variation from the bid amount shall not be a basis of claim for additional compensation pursuant to Sections 103.02.B or 104.10 .

**CITY OF ANN ARBOR
DETAILED SPECIFICATION
FOR
SANITARY SEWER**

WT:VCM

25 of 25

02/15/18

Measurement for refill width will be the outside diameter of the pipe barrel plus two feet. Measurement for depth will be from the bottom of the excavation to the bottom of the pipe barrel.

Payment will be based on cubic yards (CY) as measured compacted in place, as described above. Payment will include the additional excavation, placement of refill material compacted in place, and all related work.

APPENDIX

**CITY OF ANN ARBOR
PREVAILING WAGE DECLARATION OF COMPLIANCE**

The "wage and employment requirements" of Section 1:320 of Chapter 14 of Title I of the Ann Arbor City Code mandates that the city not enter any contract, understanding or other arrangement for a public improvement for or on behalf of the city unless the contract provides that all craftsmen, mechanics and laborers employed directly on the site in connection with said improvements, including said employees of subcontractors, shall receive the prevailing wage for the corresponding classes of craftsmen, mechanics and laborers, as determined by statistics for the Ann Arbor area compiled by the United States Department of Labor. Where the contract and the Ann Arbor City Code are silent as to definitions of terms required in determining contract compliance with regard to prevailing wages, the definitions provided in the Davis-Bacon Act as amended (40 U.S.C. 278-a to 276-a-7) for the terms shall be used. Further, to the extent that any employees of the contractor providing services under this contract are not part of the class of craftsmen, mechanics and laborers who receive a prevailing wage in conformance with section 1:320 of Chapter 14 of Title I of the Code of the City of Ann Arbor, employees shall be paid a prescribed minimum level of compensation (i.e. Living Wage) for the time those employees perform work on the contract in conformance with section 1:815 of Chapter 23 of Title I of the Code of the City of Ann Arbor.

At the request of the city, any contractor or subcontractor shall provide satisfactory proof of compliance with this provision.


The Contractor agrees:

- (a) To pay each of its employees whose wage level is required to comply with federal, state or local prevailing wage law, for work covered or funded by this contract with the City,
- (b) To require each subcontractor performing work covered or funded by this contract with the City to pay each of its employees the applicable prescribed wage level under the conditions stated in subsection (a) or (b) above.
- (c) To provide to the City payroll records or other documentation within ten (10) business days from the receipt of a request by the City.
- (d) To permit access to work sites to City representatives for the purposes of monitoring compliance, and investigating complaints or non-compliance.

The undersigned states that he/she has the requisite authority to act on behalf of his/her employer in these matters and has offered to provide the services in accordance with the terms of the wage and employment provisions of the Chapter 14 of the Ann Arbor City Code. The undersigned certifies that he/she has read and is familiar with the terms of Section 1:320 of Chapter 14 of the Ann Arbor City Code and by executing this Declaration of Compliance obligates his/her employer and any subcontractor employed by it to perform work on the contract to the wage and employment requirements stated herein. The undersigned further acknowledges and agrees that if it is found to be in violation of the wage and employment requirements of Section 1:320 of the Chapter 14 of the Ann Arbor City Code it shall have been deemed a material breach of the terms of the contract and grounds for termination of same by the City.

Pamar Enterprises, Inc.

Company Name


Signature of Authorized Representative

11-30-18

Date

Rinaldo G. Acciavatti, President

Print Name and Title

5802 I Gratiot Avenue, New Haven, MI 48048

Address, City, State, Zip
(586) 749-8593

Phone/Email address

Questions about this form? Contact Procurement Office City of Ann Arbor Phone: 734/794-6500

**CITY OF ANN ARBOR
LIVING WAGE ORDINANCE**

RATE EFFECTIVE APRIL 30, 2017 - ENDING APRIL 29, 2018

\$13.13 per hour

If the employer provides health care benefits*

\$14.65 per hour

If the employer does **NOT** provide health care benefits*

Employers providing services to or for the City of Ann Arbor or recipients of grants or financial assistance from the City of Ann Arbor for a value of more than \$10,000 in a twelve-month period of time must pay those employees performing work on a City of Ann Arbor contract or grant, the above living wage.

ENFORCEMENT

The City of Ann Arbor may recover back wages either administratively or through court action for the employees that have been underpaid in violation of the law. Persons denied payment of the living wage have the right to bring a civil action for damages in addition to any action taken by the City.

Violation of this Ordinance is punishable by fines of not more than \$500/violation plus costs, with each day being considered a separate violation. Additionally, the City of Ann Arbor has the right to modify, terminate, cancel or suspend a contract in the event of a violation of the Ordinance.

* Health Care benefits include those paid for by the employer or making an employer contribution toward the purchase of health care. The employee contribution must not exceed \$.50 an hour for an average work week; and the employer cost or contribution must equal no less than \$1/hr for the average work week.

The Law Requires Employers to Display This Poster Where Employees Can Readily See It.

**For Additional Information or to File a Complaint Contact:
Colin Spencer at 734/794-6500 or cspencer@a2gov.org**



Vendor Conflict of Interest Disclosure Form

All vendors interested in conducting business with the City of Ann Arbor must complete and return the Vendor Conflict of Interest Disclosure Form in order to be eligible to be awarded a contract. Please note that all vendors are subject to comply with the City of Ann Arbor's conflict of interest policies as stated within the certification section below.

If a vendor has a relationship with a City of Ann Arbor official or employee, an immediate family member of a City of Ann Arbor official or employee, the vendor shall disclose the information required below.

1. No City official or employee or City employee's immediate family member has an ownership interest in vendor's company or is deriving personal financial gain from this contract.
2. No retired or separated City official or employee who has been retired or separated from the City for less than one (1) year has an ownership interest in vendor's Company.
3. No City employee is contemporaneously employed or prospectively to be employed with the vendor.
4. Vendor hereby declares it has not and will not provide gifts or hospitality of any dollar value or any other gratuities to any City employee or elected official to obtain or maintain a contract.
5. Please note any exceptions below:

Conflict of Interest Disclosure*	
Name of City of Ann Arbor employees, elected officials or immediate family members with whom there may be a potential conflict of interest.	<input type="checkbox"/> Relationship to employee <hr/> <input type="checkbox"/> Interest in vendor's company <input type="checkbox"/> Other (please describe in box below)

*Disclosing a potential conflict of interest does not disqualify vendors. In the event vendors do not disclose potential conflicts of interest and they are detected by the City, vendor will be exempt from doing business with the City.

I certify that this Conflict of Interest Disclosure has been examined by me and that its contents are true and correct to my knowledge and belief and I have the authority to so certify on behalf of the Vendor by my signature below:		
Pamar Enterprises, Inc.	(586) 749-8593	
Vendor Name	Vendor Phone Number	
	11-30-18	Rinaldo G. Acciavatti, President
Signature of Vendor Authorized Representative	Date	Printed Name of Vendor Authorized Representative

**CITY OF ANN ARBOR
DECLARATION OF COMPLIANCE**

Non-Discrimination Ordinance

The "non discrimination by city contractors" provision of the City of Ann Arbor Non-Discrimination Ordinance (Ann Arbor City Code Chapter 112, Section 9:158) requires all contractors proposing to do business with the City to treat employees in a manner which provides equal employment opportunity and does not discriminate against any of their employees, any City employee working with them, or any applicant for employment on the basis of actual or perceived age, arrest record, color, disability, educational association, familial status, family responsibilities, gender expression, gender identity, genetic information, height, HIV status, marital status, national origin, political beliefs, race, religion, sex, sexual orientation, source of income, veteran status, victim of domestic violence or stalking, or weight. It also requires that the contractors include a similar provision in all subcontracts that they execute for City work or programs.

In addition the City Non-Discrimination Ordinance requires that all contractors proposing to do business with the City of Ann Arbor must satisfy the contract compliance administrative policy adopted by the City Administrator. A copy of that policy may be obtained from the Purchasing Manager


The Contractor agrees:

- (a) To comply with the terms of the City of Ann Arbor's Non-Discrimination Ordinance and contract compliance administrative policy, including but not limited to an acceptable affirmative action program if applicable.
- (b) To post the City of Ann Arbor's Non-Discrimination Ordinance Notice in every work place or other location in which employees or other persons are contracted to provide services under a contract with the City.
- (c) To provide documentation within the specified time frame in connection with any workforce verification, compliance review or complaint investigation.
- (d) To permit access to employees and work sites to City representatives for the purposes of monitoring compliance, or investigating complaints of non-compliance.

The undersigned states that he/she has the requisite authority to act on behalf of his/her employer in these matters and has offered to provide the services in accordance with the terms of the Ann Arbor Non-Discrimination Ordinance. The undersigned certifies that he/she has read and is familiar with the terms of the Non-Discrimination Ordinance, obligates the Contractor to those terms and acknowledges that if his/her employer is found to be in violation of Ordinance it may be subject to civil penalties and termination of the awarded contract.

Pamar Enterprises, Inc.

Company Name


Signature of Authorized Representative

11-30-18

Date

Rinaldo G. Acciavatti, President

Print Name and Title

58021 Gratiot Avenue, New Haven, MI 48048

Address, City, State, Zip

(586) 749-8593/ron@pamarenterprises.com

Phone/Email Address

Questions about the Notice or the City Administrative Policy, Please contact:
Procurement Office of the City of Ann Arbor
(734) 794-6500

CITY OF ANN ARBOR NON-DISCRIMINATION ORDINANCE

Relevant provisions of Chapter 112, Nondiscrimination, of the Ann Arbor City Code are included below.
You can review the entire ordinance at www.a2gov.org/humanrights.

Intent: It is the intent of the city that no individual be denied equal protection of the laws; nor shall any individual be denied the enjoyment of his or her civil or political rights or be discriminated against because of actual or perceived age, arrest record, color, disability, educational association, familial status, family responsibilities, gender expression, gender identity, genetic information, height, HIV status, marital status, national origin, political beliefs, race, religion, sex, sexual orientation, source of income, veteran status, victim of domestic violence or stalking, or weight.

Discriminatory Employment Practices: No person shall discriminate in the hire, employment, compensation, work classifications, conditions or terms, promotion or demotion, or termination of employment of any individual. No person shall discriminate in limiting membership, conditions of membership or termination of membership in any labor union or apprenticeship program.

Discriminatory Effects: No person shall adopt, enforce or employ any policy or requirement which has the effect of creating unequal opportunities according to actual or perceived age, arrest record, color, disability, educational association, familial status, family responsibilities, gender expression, gender identity, genetic information, height, HIV status, marital status, national origin, political beliefs, race, religion, sex, sexual orientation, source of income, veteran status, victim of domestic violence or stalking, or weight for an individual to obtain housing, employment or public accommodation, except for a bona fide business necessity. Such a necessity does not arise due to a mere inconvenience or because of suspected objection to such a person by neighbors, customers or other persons.

Nondiscrimination by City Contractors: All contractors proposing to do business with the City of Ann Arbor shall satisfy the contract compliance administrative policy adopted by the City Administrator in accordance with the guidelines of this section. All city contractors shall ensure that applicants are employed and that employees are treated during employment in a manner which provides equal employment opportunity and tends to eliminate inequality based upon any classification protected by this chapter. All contractors shall agree not to discriminate against an employee or applicant for employment with respect to hire, tenure, terms, conditions, or privileges of employment, or a matter directly or indirectly related to employment, because of any applicable protected classification. All contractors shall be required to post a copy of Ann Arbor's Non-Discrimination Ordinance at all work locations where its employees provide services under a contract with the city.

Complaint Procedure: If any individual believes there has been a violation of this chapter, he/she may file a complaint with the City's Human Rights Commission. The complaint must be filed within 180 calendar days from the date of the individual's knowledge of the allegedly discriminatory action or 180 calendar days from the date when the individual should have known of the allegedly discriminatory action. A complaint that is not filed within this timeframe cannot be considered by the Human Rights Commission. To file a complaint, first complete the complaint form, which is available at www.a2gov.org/humanrights. Then submit it to the Human Rights Commission by e-mail (hrc@a2gov.org), by mail (Ann Arbor Human Rights Commission, PO Box 8647, Ann Arbor, MI 48107), or in person (City Clerk's Office). For further information, please call the commission at 734-794-6141 or e-mail the commission at hrc@a2gov.org.

Private Actions For Damages or Injunctive Relief: To the extent allowed by law, an individual who is the victim of discriminatory action in violation of this chapter may bring a civil action for appropriate injunctive relief or damages or both against the person(s) who acted in violation of this chapter.

THIS IS AN OFFICIAL GOVERNMENT NOTICE AND
MUST BE DISPLAYED WHERE EMPLOYEES CAN READILY SEE IT.

CITY OF ANN ARBOR NON-DISCRIMINATION ORDINANCE

Relevant provisions of Chapter 112, Nondiscrimination, of the Ann Arbor City Code are included below.
You can review the entire ordinance at www.a2gov.org/humanrights.

Intent: It is the intent of the city that no individual be denied equal protection of the laws; nor shall any individual be denied the enjoyment of his or her civil or political rights or be discriminated against because of actual or perceived age, arrest record, color, disability, educational association, familial status, family responsibilities, gender expression, gender identity, genetic information, height, HIV status, marital status, national origin, political beliefs, race, religion, sex, sexual orientation, source of income, veteran status, victim of domestic violence or stalking, or weight.

Discriminatory Employment Practices: No person shall discriminate in the hire, employment, compensation, work classifications, conditions or terms, promotion or demotion, or termination of employment of any individual. No person shall discriminate in limiting membership, conditions of membership or termination of membership in any labor union or apprenticeship program.

Discriminatory Effects: No person shall adopt, enforce or employ any policy or requirement which has the effect of creating unequal opportunities according to actual or perceived age, arrest record, color, disability, educational association, familial status, family responsibilities, gender expression, gender identity, genetic information, height, HIV status, marital status, national origin, political beliefs, race, religion, sex, sexual orientation, source of income, veteran status, victim of domestic violence or stalking, or weight for an individual to obtain housing, employment or public accommodation, except for a bona fide business necessity. Such a necessity does not arise due to a mere inconvenience or because of suspected objection to such a person by neighbors, customers or other persons.

Nondiscrimination by City Contractors: All contractors proposing to do business with the City of Ann Arbor shall satisfy the contract compliance administrative policy adopted by the City Administrator in accordance with the guidelines of this section. All city contractors shall ensure that applicants are employed and that employees are treated during employment in a manner which provides equal employment opportunity and tends to eliminate inequality based upon any classification protected by this chapter. All contractors shall agree not to discriminate against an employee or applicant for employment with respect to hire, tenure, terms, conditions, or privileges of employment, or a matter directly or indirectly related to employment, because of any applicable protected classification. All contractors shall be required to post a copy of Ann Arbor's Non-Discrimination Ordinance at all work locations where its employees provide services under a contract with the city.

Complaint Procedure: If any individual believes there has been a violation of this chapter, he/she may file a complaint with the City's Human Rights Commission. The complaint must be filed within 180 calendar days from the date of the individual's knowledge of the allegedly discriminatory action or 180 calendar days from the date when the individual should have known of the allegedly discriminatory action. A complaint that is not filed within this timeframe cannot be considered by the Human Rights Commission. To file a complaint, first complete the complaint form, which is available at www.a2gov.org/humanrights. Then submit it to the Human Rights Commission by e-mail (hrc@a2gov.org), by mail (Ann Arbor Human Rights Commission, PO Box 8647, Ann Arbor, MI 48107), or in person (City Clerk's Office). For further information, please call the commission at 734-794-6141 or e-mail the commission at hrc@a2gov.org.

Private Actions For Damages or Injunctive Relief: To the extent allowed by law, an individual who is the victim of discriminatory action in violation of this chapter may bring a civil action for appropriate injunctive relief or damages or both against the person(s) who acted in violation of this chapter.

THIS IS AN OFFICIAL GOVERNMENT NOTICE AND
MUST BE DISPLAYED WHERE EMPLOYEES CAN READILY SEE IT.



ORIGIN

RICK SNYDER
Governor

STATE OF MICHIGAN
DEPARTMENT OF TRANSPORTATION
Lansing

KIRK T. STEUDLE
Director

June 5, 2017

Pamar Enterprises, Inc.
58021 Gratiot Ave
New Haven MI 48048-2725

02920
(586) 749-8593

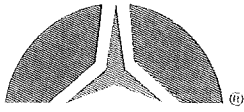
Dear Vendor:

In accordance with our Administrative Rules we have established your numerical rating which is based on a financial rating of \$148,213,000.00 covering the classifications in the amounts stated below. This prequalification rating is effective until April 30, 2019.

6000	B	Concrete Pavement
5000	Ba	Concrete Pavement Patching And Widening
10000	Cb	Hot Mix Asphalt/Bituminous Paving
148213	Ea	Grading, Drainage Structures & Agg. Cons
5000	Fa	Bridges And Special Structures
148213	Fd	Pumphouses
1000	G	Building Moving And Demolition
1000	I	Sodding And Seeding/Turf Establishment
148213	J	Concrete C, C&G, Driveways, Sidewalks
148213	K	Sewers and Watermains
148213	Ka	Tunnelling And Jacking
5000	N2	Clearing & Grubbing

It will be assumed that the rating is satisfactory unless the Prequalification Committee is notified in writing to the contrary within 15 days after the bidder has been advised of the rating granted. The Department, may declare a prequalified bidder ineligible to bid at any time because of developments subsequent to prequalification which, in their opinion, would affect the responsibility of the bidder or their ability to perform the contract work.

Lawrence F. Strzalka
Manager
Construction Contracts Section
Contract Services Division



Pamar Enterprises Inc.

**PRECISION.
STRENGTH.
EXPERTS.**

58021 Gratiot Avenue / New Haven, MI 48048
(586) 749-8593 Tel / (586) 749-8839 Fax
www.PamarEnterprises.com

VENDOR CERTIFICATION THAT IT IS NOT AN "IRAN LINKED BUSINESS"

Pursuant to Michigan law, (the Iran Economic Sanctions Act, 2012 PA 517, MCL 129.311 et seq.), before Accepting any bid or proposal, or entering into any contract for goods or services with any prospective Vendor, the Vendor must first certify that it is not an "Iran Linked Business" as defined by law.

VENDOR: Pamar Enterprises, Inc.
58021 Gratiot, New Haven, MI 48048
Tax ID #38-2117453

The undersigned with: 1) full knowledge of all of Vendors business activities, 2) full knowledge of the requirements and possible penalties under the law MCL 129.311 et seq. and 3) the full and complete authority to make this certification on behalf of the Vendor, by his/her signature below, certifies that:

The Vendor is NOT an Iran Linked Business as required by MCL 129.311 et seq., and as such that Vendor is legally eligible to submit a bid and be considered for a possible contract to supply goods and/or services to City of Ann Arbor.

Signature of Vendor's Authorized Agent _____

Printed Name of Vendor's Authorized Agent: Rinaldo G. Acciavatti, President _____

Witness Signature: _____

Printed Name of Witness: Susan Mazza, Witness _____



"An Equal Opportunity Employer"



MICHIGAN DEPARTMENT OF TRANSPORTATION CERTIFIED PAYROLL

COMPLETION OF CERTIFIED PAYROLL FORM FULFILLS THE MINIMUM MDOT PREVAILING WAGE REQUIREMENTS

(1) NAME OF CONTRACTOR / SUBCONTRACTOR (CIRCLE ONE)		(2) ADDRESS										(3) PAYROLL NO.										(4) FOR WEEK ENDING										(5) PROJECT AND LOCATION										(6) CONTRACT ID									
(a) EMPLOYEE INFORMATION		(b) WORK CLASSIFICATION		(c) Hour Type		(d) DAY AND DATE										(e) TOTAL HOURS ON PROJECT		(f) PROJECT RATE OF PAY		(g) PROJECT RATE OF FRINGE PAY		(h) GROSS PROJECT EARNED		(i) TOTAL WEEKLY HOURS WORKED ALL JOBS		(j) DEDUCTIONS					(k) TOTAL WEEKLY WAGES PAID FOR ALL JOBS																				
NAME:																0				\$0.00									\$0.00																						
ETHGEN: ID #:		GROUP/CLASS #:		S												0				\$0.00									\$0.00																						
ETHGEN: ID #:		GROUP/CLASS #:		S												0				\$0.00									\$0.00																						
ETHGEN: ID #:		GROUP/CLASS #:		S												0				\$0.00									\$0.00																						
ETHGEN: ID #:		GROUP/CLASS #:		S												0				\$0.00									\$0.00																						
ETHGEN: ID #:		GROUP/CLASS #:		S												0				\$0.00									\$0.00																						
ETHGEN: ID #:		GROUP/CLASS #:		S												0				\$0.00									\$0.00																						
ETHGEN: ID #:		GROUP/CLASS #:		S												0				\$0.00									\$0.00																						
ETHGEN: ID #:		GROUP/CLASS #:		S												0				\$0.00									\$0.00																						
ETHGEN: ID #:		GROUP/CLASS #:		S												0				\$0.00									\$0.00																						
ETHGEN: ID #:		GROUP/CLASS #:		S												0				\$0.00									\$0.00																						
ETHGEN: ID #:		GROUP/CLASS #:		S												0				\$0.00									\$0.00																						
ETHGEN: ID #:		GROUP/CLASS #:		S												0				\$0.00									\$0.00																						
ETHGEN: ID #:		GROUP/CLASS #:		S												0				\$0.00									\$0.00																						
ETHGEN: ID #:		GROUP/CLASS #:		S												0				\$0.00									\$0.00																						
ETHGEN: ID #:		GROUP/CLASS #:		S												0				\$0.00									\$0.00																						
ETHGEN: ID #:		GROUP/CLASS #:		S												0				\$0.00									\$0.00																						
ETHGEN: ID #:		GROUP/CLASS #:		S												0				\$0.00									\$0.00																						
ETHGEN: ID #:		GROUP/CLASS #:		S												0				\$0.00									\$0.00																						
ETHGEN: ID #:		GROUP/CLASS #:		S												0				\$0.00									\$0.00																						
ETHGEN: ID #:		GROUP/CLASS #:		S												0				\$0.00									\$0.00																						
ETHGEN: ID #:		GROUP/CLASS #:		S												0				\$0.00									\$0.00																						
ETHGEN: ID #:		GROUP/CLASS #:		S												0				\$0.00									\$0.00																						
ETHGEN: ID #:		GROUP/CLASS #:		S												0				\$0.00									\$0.00																						
ETHGEN: ID #:		GROUP/CLASS #:		S												0				\$0.00									\$0.00																						
ETHGEN: ID #:		GROUP/CLASS #:		S												0				\$0.00									\$0.00																						
ETHGEN: ID #:		GROUP/CLASS #:		S												0				\$0.00									\$0.00																						
ETHGEN: ID #:		GROUP/CLASS #:		S												0				\$0.00									\$0.00																						
ETHGEN: ID #:		GROUP/CLASS #:		S												0				\$0.00									\$0.00																						
ETHGEN: ID #:		GROUP/CLASS #:		S												0				\$0.00									\$0.00																						
ETHGEN: ID #:		GROUP/CLASS #:		S												0				\$0.00									\$0.00																						
ETHGEN: ID #:		GROUP/CLASS #:		S												0				\$0.00									\$0.00																						
ETHGEN: ID #:		GROUP/CLASS #:		S												0				\$0.00									\$0.00																						
ETHGEN: ID #:		GROUP/CLASS #:		S												0				\$0.00									\$0.00																						
ETHGEN: ID #:		GROUP/CLASS #:		S												0				\$0.00									\$0.00																						
ETHGEN: ID #:		GROUP/CLASS #:		S												0				\$0.00									\$0.00																						
ETHGEN: ID #:		GROUP/CLASS #:		S												0				\$0.00									\$0.00																						
ETHGEN: ID #:		GROUP/CLASS #:		S												0				\$0.00									\$0.00																						
ETHGEN: ID #:		GROUP/CLASS #:		S												0				\$0.00									\$0.00																						
ETHGEN: ID #:		GROUP/CLASS #:		S												0				\$0.00									\$0.00																						
ETHGEN: ID #:		GROUP/CLASS #:		S												0				\$0.00									\$0.00																						
ETHGEN: ID #:		GROUP/CLASS #:		S												0				\$0.00									\$0.00																						
ETHGEN: ID #:		GROUP/CLASS #:		S												0				\$0.00									\$0.00																						
ETHGEN: ID #:		GROUP/CLASS #:		S												0				\$0.00									\$0.00																						
ETHGEN: ID #:		GROUP/CLASS #:		S												0				\$0.00									\$0.00																						
ETHGEN: ID #:		GROUP/CLASS #:		S												0				\$0.00									\$0.00																						
ETHGEN: ID #:		GROUP/CLASS #:		S												0				\$0.00									\$0.00																						
ETHGEN: ID #:		GROUP/CLASS #:		S												0				\$0.00									\$0.00																						
ETHGEN: ID #:		GROUP/CLASS #:		S												0				\$0.00									\$0.00																						
ETHGEN: ID #:		GROUP/CLASS #:		S												0				\$0.00									\$0.00																						
ETHGEN: ID #:		GROUP/CLASS #:		S												0				\$0.00									\$0.00																						
ETHGEN: ID #:		GROUP/CLASS #:		S												0				\$0.00									\$0.00																						
ETHGEN: ID #:		GROUP/CLASS #:		S												0				\$0.00									\$0.00																						
ETHGEN: ID #:		GROUP/CLASS #:		S												0				\$0.00									\$0.00																						
ETHGEN: ID #:		GROUP/CLASS #:		S												0				\$0.00									\$0.00																						
ETHGEN: ID #:		GROUP/CLASS #:		S												0				\$0.00									\$0.00																						
ETHGEN: ID #:		GROUP/CLASS #:		S												0				\$0.00									\$0.00																						
ETHGEN: ID #:		GROUP/CLASS #:		S												0				\$0.00									\$0.00																						
ETHGEN: ID #:		GROUP/CLASS #:		S												0				\$0.00									\$0.00																						
ETHGEN: ID #:		GROUP/CLASS #:		S												0				\$0.00									\$0.00																						
ETHGEN: ID #:		GROUP/CLASS #:		S												0				\$0.00									\$0.00																						
ETHGEN: ID #:		GROUP/CLASS #:		S												0				\$0.00									\$0.00																						
ETHGEN: ID #:		GROUP/CLASS #:		S												0				\$0.00									\$0.00																						
ETHGEN: ID #:		GROUP/CLASS #:		S												0				\$0.00									\$0.00																						
ETHGEN: ID #:		GROUP/CLASS #:		S												0				\$0.00									\$0.00																						
ETHGEN: ID #:		GROUP/CLASS #:		S												0				\$0.00									\$0.00																						
ETHGEN: ID #:		GROUP/CLASS #:		S												0				\$0.00									\$0.00																						
ETHGEN: ID #:		GROUP/CLASS #:		S												0				\$0.00									\$0.00																						
ETHGEN: ID #:		GROUP/CLASS #:		S												0				\$0.00									\$0.00																						
ETHGEN: ID #:		GROUP/CLASS #:		S												0				\$0.00									\$0.00																						
ETHGEN: ID #:		GROUP/CLASS #:		S												0				\$0.00									\$0.00																						
ETHGEN: ID #:		GROUP/CLASS #:		S												0				\$0.00									\$0.00																						
ETHGEN: ID #:		GROUP/CLASS #:		S												0				\$0.00									\$0.00																						
ETHGEN: ID #:		GROUP/CLASS #:		S												0				\$0.00									\$0.00																						
ETHGEN: ID #:		GROUP/CLASS #:		S												0				\$0.00									\$0.00																						
ETHGEN: ID #:		GROUP/CLASS #:		S												0				\$0.00									\$0.00																						
ETHGEN: ID #:		GROUP/CLASS #:		S												0				\$0.00									\$0.00																						
ETHGEN: ID #:		GROUP/CLASS #:		S												0				\$0.00									\$0.00																						
ETHGEN: ID #:		GROUP/CLASS #:		S												0				\$0.00									\$0.00																						
ETHGEN: ID #:		GROUP/CLASS #:		S												0				\$0.00									\$0.00																						
ETHGEN: ID #:		GROUP/CLASS #:		S												0				\$0.00									\$0.00																						
ETHGEN: ID #:		GROUP/CLASS #:		S												0				\$0.00									\$0.00																						
ETHGEN: ID #:		GROUP/CLASS #:		S												0				\$0.00									\$0.00																						
ETHGEN: ID #:		GROUP/CLASS #:		S												0				\$0.00									\$0.00																						
ETHGEN: ID #:		GROUP/CLASS #:		S												0				\$0.00									\$0.00																						
ETHGEN: ID #:		GROUP/CLASS #:		S												0				\$0.00									\$0.00																						
ETHGEN: ID #:		GROUP/CLASS #:		S												0				\$0.00									\$0.00																						
ETHGEN: ID #:		GROUP/CLASS #:		S												0				\$0.00									\$0.00																						
ETHGEN: ID #:		GROUP/CLASS #:		S												0				\$0.00									\$0.00																						
ETHGEN: ID #:		GROUP/CLASS #:		S												0				\$0.00									\$0.00																						
ETHGEN: ID #:		GROUP/CLASS #:		S												0				\$0.00									\$0.00																						
ETHGEN: ID #:		GROUP/CLASS #:		S												0				\$0.00									\$0.00																						
ETHGEN: ID #:		GROUP/CLASS #:		S												0				\$0.00									\$0.00																						
ETHGEN: ID #:		GROUP/CLASS #:		S												0				\$0.00									\$0.00																						
ETHGEN: ID #:		GROUP/CLASS #:		S												0				\$0.00									\$0.00																						
ETHGEN: ID #:		GROUP/CLASS #:		S												0				\$0.00									\$0.00																						
ETHGEN: ID #:		GROUP/CLASS #:		S												0				\$0.00									\$0.00																						
ETHGEN: ID #:		GROUP/CLASS #:		S												0				\$0.00									\$0.00																						
ETHGEN: ID #:		GROUP/CLASS #:		S												0				\$0.00									\$0.00																						
ETHGEN: ID #:		GROUP/CLASS #:		S												0				\$0.00									\$0.00																						
ETHGEN: ID #:		GROUP/CLASS #:		S												0				\$0.00									\$0.00																						
ETHGEN: ID #:		GROUP/CLASS #:		S												0				\$0.00																															

Date _____

I, _____ (Name of Signatory Party) _____ (Title)

do hereby state:

(1) That I pay or supervise the payment of the persons employed by

_____ (Contractor or Subcontractor) _____ on the

_____ (Building or Work) _____; that during the payroll period commencing on the

_____ day of _____, _____, and ending the _____ day of _____, _____, all persons employed on said project have been paid the full weekly wages earned, that no rebates have been or will be made either directly or indirectly to or on behalf of said

_____ (Contractor or Subcontractor) _____ from the full

weekly wages earned by any person and that no deductions have been made either directly or indirectly from the full wages earned by any person, other than permissible deductions as defined in Regulations, Part 3 (29 C.F.R. Subtitle A), issued by the Secretary of Labor under the Copeland Act, as amended (48 Stat. 948, 63 Stat. 108, 72 Stat. 967; 40 U.S.C. § 3145), and described below:

(2) That any payrolls otherwise under this contract required to be submitted for the above period are correct and complete; that the wage rates for laborers or mechanics contained therein are not less than the applicable wage rates contained in any wage determination incorporated into the contract; that the classifications set forth therein for each laborer or mechanic conform with the work he performed.

(3) That any apprentices employed in the above period are duly registered in a bona fide apprenticeship program registered with a State apprenticeship agency recognized by the Bureau of Apprenticeship and Training, United States Department of Labor or if no such recognized agency exists in a State, are registered with the Bureau of Apprenticeship and Training, United States Department of Labor.

(4) That:

(a) WHERE FRINGE BENEFITS ARE PAID TO APPROVED PLANS, FUNDS, OR PROGRAMS

-- in addition to the basic hourly wage rates paid to each laborer or mechanic listed in the above referenced payroll, payments of fringe benefits as listed in the contract have been or will be made to appropriate programs for the benefit of such employees, except as noted in section 4(c) below.

(b) WHERE FRINGE BENEFITS ARE PAID IN CASH

-- Each laborer or mechanic listed in the above referenced payroll has been paid, as indicated on the payroll, an amount not less than the sum of the applicable basic hourly wage rate plus the amount of the required fringe benefits as listed in the contract, except as noted in section 4(c) below.

(c) EXCEPTIONS

EXCEPTION (CRAFT)	EXPLANATION
REMARKS:	

NAME AND TITLE	SIGNATURE
THE WILLFUL FALSIFICATION OF ANY OF THE ABOVE STATEMENTS MAY SUBJECT THE CONTRACTOR OR SUBCONTRACTOR TO CIVIL OR CRIMINAL PROSECUTION. SEE SECTION 1001 OF TITLE 18 AND SECTION 2311 OF TITLE 31 OF THE UNITED STATES CODE.	

Memo

To: Ms. Anne Warrow – City of Ann Arbor
 From: Katherine C. Hennicken, P.E. – TTL Associates, Inc.
 Date: January 15, 2018
 Re: Geotechnical Bulletin #1 - Riverview Drive

TTL has completed the soil borings and pavement cores associated with Riverview Drive for Geotechnical Bundle #1 in Ann Arbor, Michigan. This memo provides a brief description the encountered pavement, crushed stone thicknesses, and an estimated Resilient Modulus of the existing subgrade soils.

Seven soil borings (SB) were performed by TTL on October 4, 2017. The soil borings were located in the field by the City of Ann Arbor.

Within the subgrade soils, both granular and cohesive soils were encountered. The granular soils are considered good to fair as subgrade materials. The cohesive soils are considered fair to poor as subgrade materials because they have relatively low permeabilities and a high percentage of silt and clay particles, which makes them susceptible to moisture, frost penetration, and frost heave. Therefore, the cohesive soils will dictate pavement design.

The encountered pavement thicknesses, laboratory classification, and recommended resilient modulus are summarized in the table below.

Location	Limits		Soil Boring Number	Pavement Thickness		Subgrade AASHTO Class	Recommended Resilient Modulus (psi)
				Asphalt (inches)	Crushed Stone (inches)		
Riverview Dr Dover Place	Geddes	Huntington	SB-1	4	9		8,050
			SB-2	4	9		
			SB-3	-	7	A-4 (5)	
			SB-4	2½	12½		
			SB-5	5½	8½		
			SB-6	3	7		
			SB-7	3	9		

Please let us know if you have any questions or comments at this time.



TTL Associates, Inc.
 1915 N 12th Street
 Toledo, Ohio 43624
 Telephone: 419-324-2222
 Fax: 419-241-1808

BORING NUMBER SB-1

PAGE 1 OF 1

CLIENT City of Ann Arbor	PROJECT NAME Geotechnical Bundle #1
PROJECT NUMBER 15047.02	PROJECT LOCATION Ann Arbor, MI
DRILLING CONTRACTOR TTL Associates TB AO	RIG NO. 844 GROUND ELEVATION
DRILLING METHOD 2-1/4 in. HSA	GROUND WATER LEVELS:
DATE STARTED 10/4/17 COMPLETED 10/4/17	AT TIME OF DRILLING None
LOGGED BY KKC CHECKED BY KCH	AT END OF DRILLING None
NOTES	0hrs AFTER DRILLING Backfilled w/Cuttings, Chips, and Patch

ELEVATION (ft)	DEPTH (ft)	GRAPHIC LOG	MATERIAL DESCRIPTION	SAMPLE TYPE NUMBER	RECOVERY % (RQD)	BLOW COUNTS (N VALUE)	UNCONF. COMP. STR. (tsf)	DRY UNIT WT. (pcf)	PL MC LL			
									20	40	60	80
0.0			ASPHALT - 4 Inches									
			CRUSHED STONE - 9 Inches									
			Moist Loose Brown SILTY SAND (SM) @ 1.5': (Noted as Auger Sample)	SS 1	89	8-6-4 (10)	NP					▲ 17 ●
2.5				SS 2	0	6-4-3 (7)	NP					▲
			Moist Soft Brown/Gray LEAN CLAY w/Sand (CL)	SS 3	100	1-2-2 (4)	1.00					▲ ● 26
5.0												
			Moist Loose Brown SILTY SAND w/Trace Gravel (SM)	SS 4	100	3-4-6 (10)	NP					▲
7.5												
			Moist Hard Brown LEAN CLAY w/Sand and Trace Gravel (CL)	SS 5	100	17-21-26 (47)	NI					● 8 ▲
10.0			Bottom of hole at 10.0 feet.									

TTL_GEOTECH_STANDARD_15047.02.GPJ GINT US LAB.GDT 1/15/18



TTL Associates, Inc.
 1915 N 12th Street
 Toledo, Ohio 43624
 Telephone: 419-324-2222
 Fax: 419-241-1808

BORING NUMBER SB-2

PAGE 1 OF 1

CLIENT City of Ann Arbor	PROJECT NAME Geotechnical Bundle #1
PROJECT NUMBER 15047.02	PROJECT LOCATION Ann Arbor, MI
DRILLING CONTRACTOR TTL Associates TB AO	RIG NO. 844 GROUND ELEVATION
DRILLING METHOD 2-1/4 in. HSA	GROUND WATER LEVELS:
DATE STARTED 10/4/17 COMPLETED 10/4/17	AT TIME OF DRILLING None
LOGGED BY KKC CHECKED BY KCH	AT END OF DRILLING None
NOTES	0hrs AFTER DRILLING Backfilled w/Cuttings, Chips, and Patch

ELEVATION (ft)	DEPTH (ft)	GRAPHIC LOG	MATERIAL DESCRIPTION	SAMPLE TYPE NUMBER	RECOVERY % (RQD)	BLOW COUNTS (N VALUE)	UNCONF. COMP. STR. (tsf)	DRY UNIT WT. (pcf)	PL MC LL			
									20	40	60	80
0.0			ASPHALT - 4 Inches									
			CRUSHED STONE - 9 Inches									
			Moist Stiff Brown LEAN CLAY w/Sand and Trace Gravel (CL)	SS 1	56	10-7-5 (12)	3.00					▲ 24 ●
			Moist Medium Stiff Brown LEAN CLAY w/Sand and Trace Gravel (CL)	SS 2	100	4-4-4 (8)	1.50					▲ 15 ●
2.5			Moist Loose Brown SILTY SAND w/Trace Gravel (SM)									
				SS 3	100	2-2-5 (7)	NP					▲
5.0												
				SS 4	100	3-3-5 (8)	NP					▲
7.5												
				SS 5	100	4-4-5 (9)	NP					▲
10.0			Bottom of hole at 10.0 feet.									

TTL_GEOTECH_STANDARD 15047.02.GPJ GINT US LAB.GDT 1/15/18



TTL Associates, Inc.
 1915 N 12th Street
 Toledo, Ohio 43624
 Telephone: 419-324-2222
 Fax: 419-241-1808

BORING NUMBER SB-3

PAGE 1 OF 1

CLIENT City of Ann Arbor	PROJECT NAME Geotechnical Bundle #1
PROJECT NUMBER 15047.02	PROJECT LOCATION Ann Arbor, MI
DRILLING CONTRACTOR TTL Associates TB AO	RIG NO. 844 GROUND ELEVATION _____
DRILLING METHOD 2-1/4 in. HSA	GROUND WATER LEVELS:
DATE STARTED 10/4/17 COMPLETED 10/4/17	AT TIME OF DRILLING None
LOGGED BY KKC CHECKED BY KCH	AT END OF DRILLING None
NOTES _____	0hrs AFTER DRILLING Backfilled w/Cuttings, Chips, and Patch

ELEVATION (ft)	DEPTH (ft)	GRAPHIC LOG	MATERIAL DESCRIPTION	SAMPLE TYPE NUMBER	RECOVERY % (RQD)	BLOW COUNTS (N VALUE)	UNCONF. COMP. STR. (tsf)	DRY UNIT WT. (pcf)	PL MC LL			
									20	40	60	80
0.0			CRUSHED STONE - 7 Inches									
			Moist Medium Dense Brown SILTY SAND w/Trace Gravel (SM)	SS 1	78	24-17-10 (27)	NP					▲
2.5			Moist Medium Stiff Brown SANDY LEAN CLAY (CL)	SS 2	89	7-7-7 (14)	NP					▲
3.0												
5.0			Moist Loose Brown CLAYEY SAND w/Trace Gravel (SC)	SS 3	100	3-3-3 (6)	1.75					▲ 16 ●
6.0												
7.0			Moist Very Stiff Brown LEAN CLAY w/Sand and Trace Gravel (CL)	SS 4	100	2-2-3 (5)	NP					▲
7.5												
10.0				SS 5	100	8-13-17 (30)	4.00					● 9 ▲
			Bottom of hole at 10.0 feet.									

TTL_GEOTECH_STANDARD_15047.02.GPJ_GINT_US_LAB.GDT 1/15/18



TTL Associates, Inc.
 1915 N 12th Street
 Toledo, Ohio 43624
 Telephone: 419-324-2222
 Fax: 419-241-1808

BORING NUMBER SB-4

PAGE 1 OF 1

CLIENT City of Ann Arbor	PROJECT NAME Geotechnical Bundle #1
PROJECT NUMBER 15047.02	PROJECT LOCATION Ann Arbor, MI
DRILLING CONTRACTOR TTL Associates TB AO	RIG NO. 844 GROUND ELEVATION
DRILLING METHOD 2-1/4 in. HSA	GROUND WATER LEVELS:
DATE STARTED 10/4/17 COMPLETED 10/4/17	AT TIME OF DRILLING None
LOGGED BY KKC CHECKED BY KCH	AT END OF DRILLING None
NOTES	0hrs AFTER DRILLING Backfilled w/Cuttings, Chips, and Patch

ELEVATION (ft)	DEPTH (ft)	GRAPHIC LOG	MATERIAL DESCRIPTION	SAMPLE TYPE NUMBER	RECOVERY % (RQD)	BLOW COUNTS (N VALUE)	UNCONF. COMP. STR. (tsf)	DRY UNIT WT. (pcf)	PL MC LL			
									20	40	60	80
	0.0		ASPHALT - 2.5 Inches									
			CRUSHED STONE - 12.5 Inches	SS 1	78	12-10-8 (18)	3.00					14
			Moist Very Stiff Brown SANDY LEAN CLAY w/Trace Gravel (CL)									
	2.5		Moist Medium Dense Brown CLAYEY SAND w/Trace Gravel (SC)	SS 2	17	5-6-6 (12)	NP					
			Moist Very Stiff Brown LEAN CLAY w/Sand and Trace Gravel (CL)									
	5.0			SS 3	89	7-8-9 (17)	3.50					12
			Moist Medium Dense Brown SILTY SAND w/Trace Gravel (SM)	SS 4	94	7-9-10 (19)	NP					
	7.5											
			Moist Stiff Brown SANDY SILT w/Trace Gravel (ML)	SS 5	89	6-7-7 (14)	NI					14
	10.0		Bottom of hole at 10.0 feet.									

TTL_GEOTECH_STANDARD_15047.02.GPJ GINT US LAB.GDT 1/15/18



TTL Associates, Inc.
 1915 N 12th Street
 Toledo, Ohio 43624
 Telephone: 419-324-2222
 Fax: 419-241-1808

BORING NUMBER SB-5

PAGE 1 OF 1

CLIENT City of Ann Arbor	PROJECT NAME Geotechnical Bundle #1
PROJECT NUMBER 15047.02	PROJECT LOCATION Ann Arbor, MI
DRILLING CONTRACTOR TTL Associates TB AO	RIG NO. 844 GROUND ELEVATION
DRILLING METHOD 2-1/4 in. HSA	GROUND WATER LEVELS:
DATE STARTED 10/4/17 COMPLETED 10/4/17	AT TIME OF DRILLING None
LOGGED BY KKC CHECKED BY KCH	AT END OF DRILLING None
NOTES	0hrs AFTER DRILLING Backfilled w/Cuttings, Chips, and Patch

ELEVATION (ft)	DEPTH (ft)	GRAPHIC LOG	MATERIAL DESCRIPTION	SAMPLE TYPE NUMBER	RECOVERY % (RQD)	BLOW COUNTS (N VALUE)	UNCONF. COMP. STR. (tsf)	DRY UNIT WT. (pcf)	PL MC LL			
									20	40	60	80
0.0		ASPHALT - 5.5 Inches										
		CRUSHED STONE - 8.5 Inches		SS 1	78	10-15-17 (32)	NP					
		Moist Dense Brown SILTY SAND w/Trace Gravel (SM)										
		Moist Medium Dense Brown SILTY SAND w/Trace Gravel (SM)		SS 2	78	12-9-7 (16)	NP					
2.5												
		Moist Very Stiff Brown LEAN CLAY w/Sand and Trace Gravel (CL)		SS 3	89	5-7-10 (17)	3.75					
5.0												
				SS 4	100	12-13-15 (28)	4.25					
7.5												
				SS 5	100	9-13-17 (30)	4.50					
10.0												
			Bottom of hole at 10.0 feet.									

TTL_GEOTECH_STANDARD_15047.02.GPJ GINT US LAB.GDT 1/15/18



TTL Associates, Inc.
 1915 N 12th Street
 Toledo, Ohio 43624
 Telephone: 419-324-2222
 Fax: 419-241-1808

BORING NUMBER SB-6

PAGE 1 OF 1

CLIENT City of Ann Arbor	PROJECT NAME Geotechnical Bundle #1
PROJECT NUMBER 15047.02	PROJECT LOCATION Ann Arbor, MI
DRILLING CONTRACTOR TTL Associates TB AO	RIG NO. 844 GROUND ELEVATION
DRILLING METHOD 2-1/4 in. HSA	GROUND WATER LEVELS:
DATE STARTED 10/4/17 COMPLETED 10/4/17	AT TIME OF DRILLING None
LOGGED BY KKC CHECKED BY KCH	AT END OF DRILLING None
NOTES	0hrs AFTER DRILLING Backfilled w/Cuttings, Chips, and Patch

ELEVATION (ft)	DEPTH (ft)	GRAPHIC LOG	MATERIAL DESCRIPTION	SAMPLE TYPE NUMBER	RECOVERY % (RQD)	BLOW COUNTS (N VALUE)	UNCONF. COMP. STR. (tsf)	DRY UNIT WT. (pcf)	PL MC LL			
									20	40	60	80
0.0			ASPHALT - 3 Inches									
			CRUSHED STONE - 7 Inches									
			Moist Loose Brown SILTY SAND w/Trace Gravel (SM)	SS 1	78	6-4-5 (9)	NP					
			Moist Medium Dense Brown SILTY SAND w/Trace Gravel (SM)	SS 2	56	6-11-12 (23)	NP					
			Moist Loose Brown SILTY SAND w/Trace Gravel (SM)	SS 3	67	4-3-2 (5)	NP					
			Moist Medium Dense Brown CLAYEY SAND w/Trace Gravel (SM)	SS 4	89	3-4-4 (8)	NP					
			Moist Medium Dense Brown SILTY SAND (SM)	SS 5	100	8-16-10 (26)	NP					
			Bottom of hole at 10.0 feet.									

TTL_GEOTECH_STANDARD_15047.02.GPJ GINT US LAB.GDT 1/15/18



TTL Associates, Inc.
 1915 N 12th Street
 Toledo, Ohio 43624
 Telephone: 419-324-2222
 Fax: 419-241-1808

BORING NUMBER SB-7

PAGE 1 OF 1

CLIENT City of Ann Arbor	PROJECT NAME Geotechnical Bundle #1
PROJECT NUMBER 15047.02	PROJECT LOCATION Ann Arbor, MI
DRILLING CONTRACTOR TTL Associates TB AO	RIG NO. 844 GROUND ELEVATION
DRILLING METHOD 2-1/4 in. HSA	GROUND WATER LEVELS:
DATE STARTED 10/4/17 COMPLETED 10/4/17	AT TIME OF DRILLING None
LOGGED BY KKC CHECKED BY KCH	AT END OF DRILLING None
NOTES	0hrs AFTER DRILLING Backfilled w/Cuttings, Chips, and Patch

ELEVATION (ft)	DEPTH (ft)	GRAPHIC LOG	MATERIAL DESCRIPTION	SAMPLE TYPE NUMBER	RECOVERY % (RQD)	BLOW COUNTS (N VALUE)	UNCONF. COMP. STR. (tsf)	DRY UNIT WT. (pcf)	PL MC LL			
									20	40	60	80
0.0			ASPHALT - 3 Inches									
			CRUSHED STONE - 9 Inches									
			Moist Loose Brown SILTY SAND w/Trace Gravel (SM)	SS 1	78	8-5-5 (10)	NP					
	2.5		Moist Dense Brown SILTY SAND w/Trace Gravel (SM)	SS 2	56	5-3-3 (6)	NP					
	5.0		Moist Dense Brown SILTY SAND w/Trace Gravel (SM)	SS 3	33	10-20-25 (45)	NP					
	7.5		Moist Dense Brown SILTY SAND w/Trace Gravel (SM)	SS 4	56	19-21-24 (45)	NP					
	10.0		@8.5': Very Dense	SS 5	67	24-26-28 (54)	NP					
			Bottom of hole at 10.0 feet.									

TTL_GEOTECH_STANDARD 15047.02.GPJ GINT US LAB.GDT 1/15/18



TTL Associates, Inc.
 1915 N 12th Street
 Toledo, Ohio 43624
 Telephone: 419-324-2222
 Fax: 419-241-1808

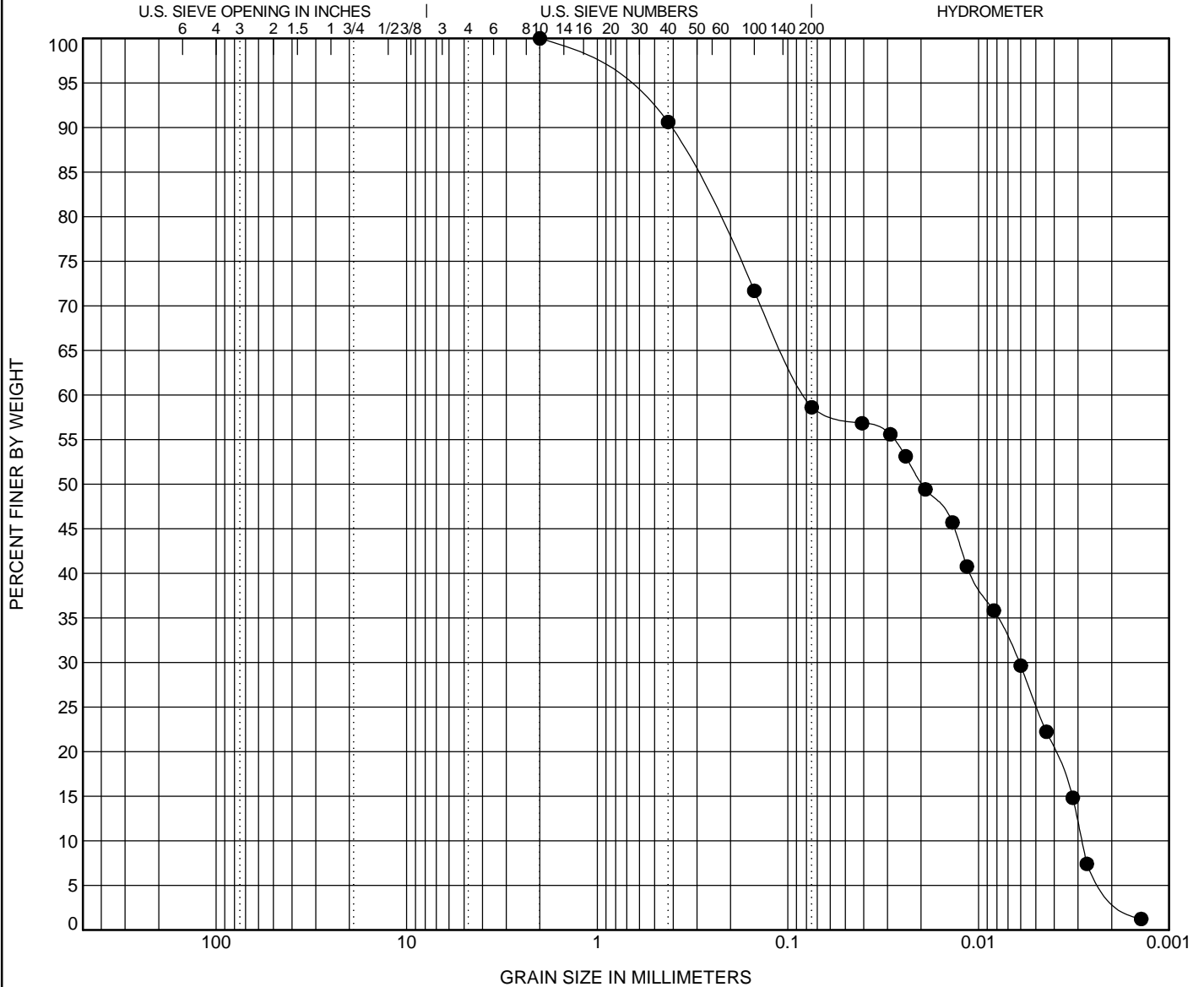
GRAIN SIZE DISTRIBUTION

CLIENT City of Ann Arbor

PROJECT NAME Geotechnical Bundle #1

PROJECT NUMBER 15047.02

PROJECT LOCATION Ann Arbor, MI



COBBLES	GRAVEL		SAND			SILT OR CLAY
	coarse	fine	coarse	medium	fine	

Specimen Identification	USCS Classification	LL	PL	PI	Cc	Cu
● SB-3 3.5	SANDY LEAN CLAY (CL)	24	15	9	0.2	28.2

Specimen Identification	D100	D60	D30	D10	%Gravel	%Sand	%Silt	%Clay
● SB-3 3.5	2	0.081	0.006	0.003	0.0	41.4	33.3	25.3

GRAIN SIZE 15047.02.GPJ GINT US LAB.GDT 1/15/18