



## City of Ann Arbor MRF Audit

Dear Ms. Gomes,

The following report is a maintenance and operations evaluation of the CP Equipment at the City of Ann Arbor Materials Recovery Facility. The information gathered in this report was collected by John Kemp (CP Field Technician), and Brian Pressley (CP Customer Service Assistant Manager). This information was gathered over a 2-day period.

During the 2 day evaluation, our team focused on the following key areas:

1. Maintenance of the Equipment (with a focus on the Main equipment primarily)


The report has been organized in the following manner:

- A. Master Equipment list for the Ann Arbor Facility
- B. Itemized breakdown of each individual piece of equipment
- C. Corresponding list of the individual parts evaluated for each piece of equipment
- D. Notes and recommendations for each piece of equipment

We would like to extend our appreciation for welcoming us into your facility and for all of the help and assistance offered to us during our visit. We hope that the information contained within this audit helps with the necessary improvements, resulting in improved equipment performance and material recovery. Please feel free to contact us at any time with any questions or concerns. We are here to assist and support you and your team.


Sincerely,

Brian Pressley  
 Customer Service Assistant Manager  
 CP Manufacturing


Company/Dept.: CP MFG / Customer Service		Title: System Audit		Document Number: Audit-002	
	Author: B. Pressley		Date: 7/9/2015	Rev 1	Page   1

**THE FOLLOWING LIST REFLECTS THE EQUIPMENT PROVIDED FOR THE CITY OF ANN ARBOR. PLEASE USE THIS LIST FOR THE CORRESPONDING DOCUMENTS.**

MOTOR	DESC
M-1	LOWER HORIZ CONV, 9" PITCH, 3" ROLLER CHAIN - EXISTING, EXTENDED 15 FT
M-2	INCLINE CONV, 9" PITCH, 3" ROLLER CHAIN - EXISTING, EXTENDED AT TAIL 10 FT (REINFORCED FOR D
M-3	METERING DRUM, LH DRIVE (REMOTE CONTROL FROM TOUCH SCREEN)
M-4A	STEEL TRANSFER CONVEYOR, FLAT SLIDER C/W 220 RUBBER CLEATED BELT
M-4B	STEEL TRANSFER CONVEYOR, FLAT SLIDER C/W 220 RUBBER FLAT BELT
M-5	TRASH TRANSFER CONVEYOR, FLAT SLIDER C/W 220 RUBBER CLEATED BELT
M-6	LARGE PLASTIC TRANSFER CONVEYOR, FLAT SLIDER C/W 220 RUBBER FLAT BELT
M-7	EXISTING OCC SCREEN, 2 SECTION RH DRIVES POSITION
M-8	EXISTING LARGE OCC TRANSFER CONVEYOR, FLAT SLIDER C/W 220 RUBBER FLAT BELT
M-9A	EXISTING LARGE OCC SORT CONVEYOR, EXISTING SHORTEN 23 FT
M-9B	LARGE OCC TRANSFER CONVEYOR, FLAT SLIDER C/W 220 RUBBER CLEATED BELT, 3"@72'
M-10A	OCC BUNKER CONVEYOR, 9" PITCH, 3" ROLLER CHAIN STEEL BELT, REVERSING
M-11	EXISTING MIXED (OCC UNDERS) CORRUGATED SIDE WALL BELT TRANSFER CONVEYOR
M-12	EXISTING MIXED TRANSFER CONVEYOR, FLAT SLIDER C/W 220 RUBBER FLAT BELT
M-13	SCALPING SCREEN PRE-SORT CONVEYOR
M-14	SCALPING SCREEN, 3 SECTION LH DRIVES POSITION
M-15	SCALPING SCREEN POST-SORT/TRANSFER CONVEYOR, FLAT SLIDER C/W 220 RUBBER CLEATED BEL
M-16A	SMALL OCC TRANSFER CONVEYOR, FLAT SLIDER C/W 220 RUBBER FLAT BELT
M-16B	TRASH TRANSFER CONVEYOR, FLAT SLIDER C/W 220 RUBBER FLAT BELT
M-16C	TRASH TRANSFER CONVEYOR, FLAT SLIDER C/W 220 RUBBER FLAT BELT
M-17	ONP NEWSCREEN (LARGE FIBER CUT) , SINGLE DECK RH DRIVE (DISC SPACING 8") - 110V LUBRICATI
M-18	LARGE FIBER TRANSFER CONVEYOR, FLAT SLIDER 220 RUBBER FLAT BELT (NEWSCREEN OVERS)
-	NOT USED
M-20	LARGE FIBER SORT CONVEYOR, FLAT SLIDER 220 CLEAT TOP RUBBER BELT
M-21	CPSCREEN FEED CONVEYOR, FLAT SLIDER C/W 220 RUBBER CLEATED BELT
M-22	CPSCREEN (MID FIBER CUT) , SINGLE DECK RH DRIVE (DISC SPACING 6") - 110V LUBRICATION SYSTEM
M-23	MID FIBER TRANSFER CONVEYOR, FLAT SLIDER 220 RUBBER FLAT BELT (CPSCREEN OVERS)
M-24	EXISTING MIDDLE/SMALL FIBER SORT CONVEYOR (TO BE REVERSED AND SHORTEN 12'-6")
-	NOT USED
M-26	CONTAINERS TRANSFER CONVEYOR, SLIDER BED RUBBER BELT (UNDER CONVEYOR #24)
M-27	CONTAINERS TRANSFER CONVEYOR, FLAT SLIDER 220 RUBBER CLEATED BELT
M-28	FIBER TRANSFER REVERSIBLE CONVEYOR, FLAT SLIDER C/W 220 RUBBER "V" GROVE CLEAT TOP BE
M-29	GLASS BREAKER, 3 DECK RH DRIVE POSITION
M-30	ADS FEED CONVEYOR, FLAT SLIDER C/W 220 RUBBER STAGGERED CLEATED BELT
M-31A	AIR DRUM SEPARATOR
M-31B	AIR DRUM SEPARATOR
M-32	FIBER TRANSFER CONVEYOR, FLAT SLIDER 220 RUBBER CLEATED BELT
M-33	FIBER TRANSFER CONVEYOR, FLAT SLIDER 220 RUBBER CLEATED BELT
M-34	ADS FEED CONVEYOR, FLAT SLIDER C/W 220 RUBBER STAGGERED CLEATED BELT (CP SCREEN UNDI
M-35	AIR DRUM SEPARATOR
M-36	FIBER TRANSFER CONVEYOR, FLAT SLIDER 220 RUBBER CLEATED BELT - 3" CLEATS
M-37	FIBER TRANSFER CONVEYOR, FLAT SLIDER 220 RUBBER CLEATED BELT
M-38	EXISTING TRASH BUNKER CONVEYOR
M-39	EXISTING SMALL OCC BUNKER CONVEYOR
M-40	EXISTING ONP BUNKER CONVEYOR
M-41	OFFICE PAPER BUNKER CONVEYOR-EXISTING
M-42	EXISTING ONP PAPER BUNKER CONVEYOR
M-43	ONP PAPER BUNKER CONVEYOR-EXISTING
M-51	PET QC CONVEYOR, SLIDER BED RUBBER CLEATED BELT
M-52	PET SILO BLOWER
M-53	PASS FRACTION TRANSFER CONVEYOR, FLAT SLIDER 220 RUBBER CLEATED BELT
M-54	CONTAINERS SORT CONVEYOR, FLAT SLIDER 220 RUBBER BELT
M-55	EXISTING ALUMINUM EDDY CURRENT SEPARATOR (RH DRIVE). TO BE RELOCATED

Company/Dept.: CP MFG / Customer Service		Title: System Audit		Document Number: Audit-002	
	Author: B. Pressley	Date: 7/9/2015	Rev 1	Page   2	

M-56 ALUMINUM QC CONVEYOR, SLIDER BED RUBBER BELT  
M-57 ALUMINUM SILO BLOWER  
M-58 EDDY CURRENT PASS FRACTION QC CONVEYOR, SLIDER BED RUBBER BELT LH DRIVE  
M-59 TRASH TRANSFER CONVEYOR, FLAT SLIDER 220 RUBBER CLEATED BELT  
NOT USED  
M-61 GLASS TRANSFER CONVEYOR (GLASS BREAKER UNDERS), TROUGHED ROLLER -2 PLY, RUBBER 220  
M-62 GLASS TRANSFER CONVEYOR, FLAT ROLLER -4 PLY 150, CORRUGATED CLEATED CROSS RIGID BELT  
M-63A GLASS TRANSFER CONVEYOR, FLAT ROLLER -4 PLY 150, CORRUGATED CLEATED CROSS RIGID BELT  
M-63B GLASS TRANSFER CONVEYOR, TROUGHED ROLLER -2 PLY, RUBBER 220 BELT  
— GLASS CLEAN-UP SYSTEM-RH (SEE ITEM 464B FOR DUCTING INSTALLATION)  
M-65A GLASS TRANSFER CONVEYOR, TROUGHED ROLLER -2 PLY, RUBBER 220 BELT  
M-65B GLASS TRANSFER CONVEYOR, TROUGHED ROLLER -2 PLY, RUBBER 220 BELT  
M-65C GLASS TRANSFER CONVEYOR, TROUGHED ROLLER -2 PLY, RUBBER 220 BELT  
M-66 EXISTING SURGE HOPPER VIBRATORY FEEDER  
M-67 EXISTING GLASS CRUSHER INCLINE FEED CONVEYOR  
M-68A EXISTING "ANDELA" GLASS CRUSHER 1ST STAGE  
M-68B EXISTING "ANDELA" GLASS CRUSHER 2ND STAGE  
M-69 EXISTING "ANDELA" GLASS TROMMEL INCLINE FEED CONVEYOR  
M-70 EXISTING "ANDELA" GLASS TROMMEL  
M-71 EXISTING SILOS AND BUNKERS UPLOAD CONVEYOR-REVERCED AND EXTENDED 19'-8"  
M-72 EXISTING BALER FEED CONVEYOR-RELOCATED AND SHORTENED  
M-73 EXISTING 2 RAMS BALER R.H. "GORILLA"  
M-74A EXISTING SILO WITH HOIST - ALL HOISTS TO BE CONTROLLED BY EXISTING BALER PANEL PER CHAN  
M-74B EXISTING SILO WITH HOIST  
M-74C EXISTING SILO WITH HOIST  
M-74D EXISTING SILO WITH HOIST  
M-74E EXISTING SILO WITH HOIST  
M-74F EXISTING SILO WITH HOIST  
M-74G EXISTING SILO WITH HOIST  
M-74H EXISTING SILO WITH HOIST  
M-74J-1 EXISTING SILO WITH HOIST

Company/Dept.: CP MFG / Customer Service		Title: System Audit		Document Number: Audit-002	
	Author: B. Pressley	Date: 7/9/2015	Rev 1	Page   3	

<b>Item #</b>	M1	<b>Motor #</b>	M1
<b>Description:</b>	Lower Horizontal Conveyor		


<b>Component</b>	<b>Good Condition</b>	<b>Needs Repair</b>	<b>N/A</b>
Head Pulley	<input checked="" type="checkbox"/>	<input type="checkbox"/>	<input type="checkbox"/>
Tail Pulley	<input checked="" type="checkbox"/>	<input type="checkbox"/>	<input type="checkbox"/>
Return Roller	<input type="checkbox"/>	<input type="checkbox"/>	<input checked="" type="checkbox"/>
Support Roller	<input type="checkbox"/>	<input type="checkbox"/>	<input checked="" type="checkbox"/>
Trough Roller	<input type="checkbox"/>	<input type="checkbox"/>	<input checked="" type="checkbox"/>
Lacing	<input type="checkbox"/>	<input type="checkbox"/>	<input checked="" type="checkbox"/>
Tracking	<input checked="" type="checkbox"/>	<input type="checkbox"/>	<input type="checkbox"/>
Tensioning	<input checked="" type="checkbox"/>	<input type="checkbox"/>	<input type="checkbox"/>
Guarding	<input type="checkbox"/>	<input checked="" type="checkbox"/>	<input type="checkbox"/>
Bearings	<input checked="" type="checkbox"/>	<input type="checkbox"/>	<input type="checkbox"/>
Belt	<input checked="" type="checkbox"/>	<input type="checkbox"/>	<input type="checkbox"/>
Gearmotor	<input checked="" type="checkbox"/>	<input type="checkbox"/>	<input type="checkbox"/>

Notes:



Photo A

Photo A shows the damaged link in the belting. We recommend fixing the damaged links to prevent further damage to the belt.

Company/Dept.: CP MFG / Customer Service		Title: System Audit		Document Number: Audit-002	
	Author: B. Pressley	Date: 7/9/2015	Rev 1	Page   4	

<b>Item #</b>	M2	<b>Motor #</b>	M2
<b>Description:</b>	Incline Conveyor		

Component	Good Condition	Needs Repair	N/A
Head Pulley	<input checked="" type="checkbox"/>	<input type="checkbox"/>	<input type="checkbox"/>
Tail Pulley	<input checked="" type="checkbox"/>	<input type="checkbox"/>	<input type="checkbox"/>
Return Roller	<input type="checkbox"/>	<input type="checkbox"/>	<input checked="" type="checkbox"/>
Support Roller	<input type="checkbox"/>	<input type="checkbox"/>	<input checked="" type="checkbox"/>
Trough Roller	<input type="checkbox"/>	<input type="checkbox"/>	<input checked="" type="checkbox"/>
Lacing	<input type="checkbox"/>	<input type="checkbox"/>	<input checked="" type="checkbox"/>
Tracking	<input checked="" type="checkbox"/>	<input type="checkbox"/>	<input type="checkbox"/>
Tensioning	<input type="checkbox"/>	<input checked="" type="checkbox"/>	<input type="checkbox"/>
Guarding	<input checked="" type="checkbox"/>	<input type="checkbox"/>	<input type="checkbox"/>
Bearings	<input checked="" type="checkbox"/>	<input type="checkbox"/>	<input type="checkbox"/>
Belt	<input checked="" type="checkbox"/>	<input type="checkbox"/>	<input type="checkbox"/>
Gearmotor	<input checked="" type="checkbox"/>	<input type="checkbox"/>	<input type="checkbox"/>

**Notes:**



Photo A



Company/Dept.: CP MFG / Customer Service		Title: System Audit		Document Number: Audit-002	
	Author: B. Pressley		Date: 7/9/2015	Rev 1	Page   5



Photo B

Photos A & B show the lack of tensioning on the belt. We recommend tensioning the belting on a regular basis to prevent premature wear of the belting and sprockets.

Company/Dept.: CP MFG / Customer Service		Title: System Audit		Document Number: Audit-002	
	Author: B. Pressley	Date: 7/9/2015	Rev 1	Page   6	

<b>Item #</b>	M3	<b>Motor #</b>	M3
<b>Description:</b>	Metering Drum		
<b>Condition</b>	<b>Good Condition</b>	<b>Needs Repair</b>	<b>N/A</b>
Cleats	<input checked="" type="checkbox"/>	<input type="checkbox"/>	<input type="checkbox"/>
Drive Shaft	<input type="checkbox"/>	<input checked="" type="checkbox"/>	<input type="checkbox"/>
Power Unit	<input checked="" type="checkbox"/>	<input type="checkbox"/>	<input type="checkbox"/>
Bearings	<input checked="" type="checkbox"/>	<input type="checkbox"/>	<input type="checkbox"/>
Hyd. Cylinders	<input checked="" type="checkbox"/>	<input type="checkbox"/>	<input type="checkbox"/>

Notes:



Photo A



Company/Dept.: CP MFG / Customer Service		Title: System Audit		Document Number: Audit-002	
	Author: B. Pressley	Date: 7/9/2015	Rev 1	Page   7	



Photo B

Photos A & B show the excessive wrapping around the Metering Drum shafts. We recommend removing these wrappings on a regular basis to prevent damage to the drum or to the support walls.

Company/Dept.: CP MFG / Customer Service		Title: System Audit		Document Number: Audit-002	
	Author: B. Pressley	Date: 7/9/2015	Rev 1	Page   8	



<b>Item #</b>	M4A	<b>Motor #</b>	M4A
<b>Description:</b>	Steel Transfer Conveyor		

<b>Component</b>	<b>Good Condition</b>	<b>Needs Repair</b>	<b>N/A</b>
Head Pulley	<input checked="" type="checkbox"/>	<input type="checkbox"/>	<input type="checkbox"/>
Tail Pulley	<input checked="" type="checkbox"/>	<input type="checkbox"/>	<input type="checkbox"/>
Return Roller	<input type="checkbox"/>	<input type="checkbox"/>	<input checked="" type="checkbox"/>
Support Roller	<input type="checkbox"/>	<input type="checkbox"/>	<input checked="" type="checkbox"/>
Trough Roller	<input type="checkbox"/>	<input type="checkbox"/>	<input checked="" type="checkbox"/>
Lacing	<input type="checkbox"/>	<input type="checkbox"/>	<input checked="" type="checkbox"/>
Tracking	<input checked="" type="checkbox"/>	<input type="checkbox"/>	<input type="checkbox"/>
Tensioning	<input checked="" type="checkbox"/>	<input type="checkbox"/>	<input type="checkbox"/>
Guarding	<input checked="" type="checkbox"/>	<input type="checkbox"/>	<input type="checkbox"/>
Bearings	<input type="checkbox"/>	<input checked="" type="checkbox"/>	<input type="checkbox"/>
Belt	<input checked="" type="checkbox"/>	<input type="checkbox"/>	<input type="checkbox"/>
Gearmotor	<input checked="" type="checkbox"/>	<input type="checkbox"/>	<input type="checkbox"/>

Notes:



Photo A



Company/Dept.: CP MFG / Customer Service		Title: System Audit		Document Number: Audit-002	
	Author: B. Pressley	Date: 7/9/2015	Rev 1	Page   9	



Photo B

Photos A & B show the condition of the bearings. We recommend that both head shaft bearings are replaced as soon as possible.

Company/Dept.: CP MFG / Customer Service		Title: System Audit		Document Number: Audit-002	
	Author: B. Pressley	Date: 7/9/2015	Rev 1	Page   <b>10</b>	

<b>Item #</b>	M7	<b>Motor #</b>	M7
<b>Description:</b>	OCC Screen		

<b>Component</b>	<b>Good Condition</b>	<b>Needs Repair</b>	<b>N/A</b>
Bearings	<input type="checkbox"/>	<input checked="" type="checkbox"/>	<input type="checkbox"/>
Chains	<input type="checkbox"/>	<input checked="" type="checkbox"/>	<input type="checkbox"/>
Sprockets	<input checked="" type="checkbox"/>	<input type="checkbox"/>	<input type="checkbox"/>
Discs	<input checked="" type="checkbox"/>	<input type="checkbox"/>	<input type="checkbox"/>
Drive Motor & Gearbox	<input checked="" type="checkbox"/>	<input type="checkbox"/>	<input type="checkbox"/>
Oilers	<input checked="" type="checkbox"/>	<input type="checkbox"/>	<input type="checkbox"/>

Notes:



Photo A


Company/Dept.: CP MFG / Customer Service		Title: System Audit		Document Number: Audit-002	
	Author: B. Pressley		Date: 7/9/2015	Rev 1	Page   <b>11</b>




Photo B

Photos A & B show damage to the bearings. These damaged bearings are a result of the misaligned rotors. Out of time rotors can cause material jams, damaging the bearings as shown. We recommend that the rotors are properly clocked on a regular basis to prevent this problem.



Photo C

Photo C shows the misalignment of the rotors. This photo also shows the wrappings on the rotors. These wrappings can also lead to material jams resulting in damage to the shafts and bearings. We recommend removing all wrappings on a regular basis.

Company/Dept.: CP MFG / Customer Service		Title: System Audit		Document Number: Audit-002	
	Author: B. Pressley	Date: 7/9/2015	Rev 1	Page   12	

<b>Item #</b>	M11	<b>Motor #</b>	M11
<b>Description:</b>	OCC Unders Transfer Conveyor		


Component	Good Condition	Needs Repair	N/A
Head Pulley	<input checked="" type="checkbox"/>	<input type="checkbox"/>	<input type="checkbox"/>
Tail Pulley	<input checked="" type="checkbox"/>	<input type="checkbox"/>	<input type="checkbox"/>
Return Roller	<input type="checkbox"/>	<input type="checkbox"/>	<input checked="" type="checkbox"/>
Support Roller	<input checked="" type="checkbox"/>	<input type="checkbox"/>	<input type="checkbox"/>
Trough Roller	<input type="checkbox"/>	<input type="checkbox"/>	<input checked="" type="checkbox"/>
Lacing	<input type="checkbox"/>	<input checked="" type="checkbox"/>	<input type="checkbox"/>
Tracking	<input checked="" type="checkbox"/>	<input type="checkbox"/>	<input type="checkbox"/>
Tensioning	<input type="checkbox"/>	<input checked="" type="checkbox"/>	<input type="checkbox"/>
Guarding	<input checked="" type="checkbox"/>	<input type="checkbox"/>	<input type="checkbox"/>
Bearings	<input type="checkbox"/>	<input checked="" type="checkbox"/>	<input type="checkbox"/>
Belt	<input checked="" type="checkbox"/>	<input type="checkbox"/>	<input type="checkbox"/>
Gearmotor	<input checked="" type="checkbox"/>	<input type="checkbox"/>	<input type="checkbox"/>

Notes:



Photo A

Photo A shows a bad tail pulley bearing. We recommend replacing this bearing to prevent damage to the shaft.

Company/Dept.: CP MFG / Customer Service		Title: System Audit		Document Number: Audit-002	
	Author: B. Pressley	Date: 7/9/2015	Rev 1	Page   13	

<b>Item #</b>	M12	<b>Motor #</b>	M12
<b>Description:</b>	Mixed Transfer Conveyor		


Component	Good Condition	Needs Repair	N/A
Head Pulley	<input checked="" type="checkbox"/>	<input type="checkbox"/>	<input type="checkbox"/>
Tail Pulley	<input checked="" type="checkbox"/>	<input type="checkbox"/>	<input type="checkbox"/>
Return Roller	<input checked="" type="checkbox"/>	<input type="checkbox"/>	<input checked="" type="checkbox"/>
Support Roller	<input type="checkbox"/>	<input type="checkbox"/>	<input checked="" type="checkbox"/>
Trough Roller	<input type="checkbox"/>	<input type="checkbox"/>	<input checked="" type="checkbox"/>
Lacing	<input checked="" type="checkbox"/>	<input type="checkbox"/>	<input type="checkbox"/>
Tracking	<input checked="" type="checkbox"/>	<input type="checkbox"/>	<input type="checkbox"/>
Tensioning	<input type="checkbox"/>	<input checked="" type="checkbox"/>	<input type="checkbox"/>
Guarding	<input checked="" type="checkbox"/>	<input type="checkbox"/>	<input type="checkbox"/>
Bearings	<input type="checkbox"/>	<input checked="" type="checkbox"/>	<input type="checkbox"/>
Belt	<input checked="" type="checkbox"/>	<input type="checkbox"/>	<input type="checkbox"/>
Gearmotor	<input checked="" type="checkbox"/>	<input type="checkbox"/>	<input type="checkbox"/>

Notes:



Photo A

Photo A shows the bad bearing on the head pulley. We recommend replacing this bearing when possible to prevent shaft damage.

Company/Dept.: CP MFG / Customer Service		Title: System Audit		Document Number: Audit-002	
	Author: B. Pressley	Date: 7/9/2015	Rev 1	Page   14	

<b>Item #</b>	M13	<b>Motor #</b>	M13
<b>Description:</b>	Scalping Pre-Sort Conveyor		


Component	Good Condition	Needs Repair	N/A
Head Pulley	<input checked="" type="checkbox"/>	<input type="checkbox"/>	<input type="checkbox"/>
Tail Pulley	<input checked="" type="checkbox"/>	<input type="checkbox"/>	<input type="checkbox"/>
Return Roller	<input checked="" type="checkbox"/>	<input type="checkbox"/>	<input type="checkbox"/>
Support Roller	<input type="checkbox"/>	<input type="checkbox"/>	<input checked="" type="checkbox"/>
Trough Roller	<input type="checkbox"/>	<input type="checkbox"/>	<input checked="" type="checkbox"/>
Lacing	<input checked="" type="checkbox"/>	<input type="checkbox"/>	<input type="checkbox"/>
Tracking	<input checked="" type="checkbox"/>	<input type="checkbox"/>	<input type="checkbox"/>
Tensioning	<input checked="" type="checkbox"/>	<input type="checkbox"/>	<input type="checkbox"/>
Guarding	<input checked="" type="checkbox"/>	<input type="checkbox"/>	<input type="checkbox"/>
Bearings	<input checked="" type="checkbox"/>	<input type="checkbox"/>	<input type="checkbox"/>
Belt	<input checked="" type="checkbox"/>	<input type="checkbox"/>	<input type="checkbox"/>
Gearmotor	<input checked="" type="checkbox"/>	<input type="checkbox"/>	<input type="checkbox"/>

Notes:



Photo A

Photo A shows the missing Estop button for this conveyor. We recommend replacing the Estop button as soon as possible.

Company/Dept.: CP MFG / Customer Service		Title: System Audit		Document Number: Audit-002	
	Author: B. Pressley	Date: 7/9/2015	Rev 1	Page   15	

<b>Item #</b>	M14	<b>Motor #</b>	M14
<b>Description:</b>	Scalping Screen		

<b>Component</b>	<b>Good Condition</b>	<b>Needs Repair</b>	<b>N/A</b>
Bearings	<input checked="" type="checkbox"/>	<input type="checkbox"/>	<input type="checkbox"/>
Chains	<input checked="" type="checkbox"/>	<input type="checkbox"/>	<input type="checkbox"/>
Sprockets	<input checked="" type="checkbox"/>	<input type="checkbox"/>	<input type="checkbox"/>
Discs	<input type="checkbox"/>	<input checked="" type="checkbox"/>	<input type="checkbox"/>
Drive Motor & Gearbox	<input checked="" type="checkbox"/>	<input type="checkbox"/>	<input type="checkbox"/>
Oilers	<input checked="" type="checkbox"/>	<input type="checkbox"/>	<input type="checkbox"/>

Notes:



Photo A



Company/Dept.: CP MFG / Customer Service		Title: System Audit		Document Number: Audit-002	
	Author: B. Pressley		Date: 7/9/2015	Rev 1	Page   16





Photo B

Photos A & B show the worn condition of the rotors. We recommend replacing these rotors to increase the separation performance of this screen. We also recommend removing the wrappings from the rotors on a regular basis to insure maximum separation performance and to prevent material jams.

Company/Dept.: CP MFG / Customer Service		Title: System Audit		Document Number: Audit-002	
	Author: B. Pressley	Date: 7/9/2015	Rev 1	Page   17	

<b>Item #</b>	M15	<b>Motor #</b>	M15
<b>Description:</b>	Transfer Conveyor		

Component	Good Condition	Needs Repair	N/A
Head Pulley	<input type="checkbox"/>	<input checked="" type="checkbox"/>	<input type="checkbox"/>
Tail Pulley	<input checked="" type="checkbox"/>	<input type="checkbox"/>	<input type="checkbox"/>
Return Roller	<input checked="" type="checkbox"/>	<input type="checkbox"/>	<input type="checkbox"/>
Support Roller	<input type="checkbox"/>	<input type="checkbox"/>	<input checked="" type="checkbox"/>
Trough Roller	<input type="checkbox"/>	<input type="checkbox"/>	<input checked="" type="checkbox"/>
Lacing	<input checked="" type="checkbox"/>	<input type="checkbox"/>	<input type="checkbox"/>
Tracking	<input checked="" type="checkbox"/>	<input type="checkbox"/>	<input type="checkbox"/>
Tensioning	<input checked="" type="checkbox"/>	<input type="checkbox"/>	<input type="checkbox"/>
Guarding	<input checked="" type="checkbox"/>	<input type="checkbox"/>	<input type="checkbox"/>
Bearings	<input checked="" type="checkbox"/>	<input type="checkbox"/>	<input type="checkbox"/>
Belt	<input checked="" type="checkbox"/>	<input type="checkbox"/>	<input type="checkbox"/>
Gearmotor	<input type="checkbox"/>	<input checked="" type="checkbox"/>	<input type="checkbox"/>

Notes:



Photo A


Company/Dept.: CP MFG / Customer Service		Title: System Audit		Document Number: Audit-002	
	Author: B. Pressley	Date: 7/9/2015	Rev 1	Page   18	




Photo B



Photo C

Photo A shows the worn condition of the belt. Some sections of belting are missing and other areas are patched. We recommend replacing this belt when possible to prevent material loss.

Photos B&C show the head pulley wrappings on both sides of the pulley. We recommend removing these wrappings on a regular basis to prevent damage to the bearings.

Company/Dept.: CP MFG / Customer Service		Title: System Audit		Document Number: Audit-002	
	Author: B. Pressley	Date: 7/9/2015	Rev 1	Page   19	

<b>Item #</b>	M17	<b>Motor #</b>	M17
<b>Description:</b>	ONP News Screen		

<b>Component</b>	<b>Good Condition</b>	<b>Needs Repair</b>	<b>N/A</b>
Bearings	<input checked="" type="checkbox"/>	<input type="checkbox"/>	<input type="checkbox"/>
Chains	<input type="checkbox"/>	<input checked="" type="checkbox"/>	<input type="checkbox"/>
Sprockets	<input checked="" type="checkbox"/>	<input type="checkbox"/>	<input type="checkbox"/>
Discs	<input type="checkbox"/>	<input checked="" type="checkbox"/>	<input type="checkbox"/>
Drive Motor & Gearbox	<input checked="" type="checkbox"/>	<input type="checkbox"/>	<input type="checkbox"/>
Oilers	<input checked="" type="checkbox"/>	<input type="checkbox"/>	<input type="checkbox"/>

Notes:



Photo A



Company/Dept.: CP MFG / Customer Service		Title: System Audit		Document Number: Audit-002	
	Author: B. Pressley		Date: 7/9/2015	Rev 1	Page   20



Photo B

Photos A & B show the worn and missing finger discs. These discs are crucial to maximizing the material separation for this screen. We recommend replacing all of the finger discs on this screen. Also, the photos show the excessive amount of wrappings on the rotors. We recommend removing the wrappings on a regular basis to help maximize material separation.


Company/Dept.: CP MFG / Customer Service		Title: System Audit		Document Number: Audit-002	
	Author: B. Pressley	Date: 7/9/2015	Rev 1	Page   21	

<b>Item #</b>	M22	<b>Motor #</b>	M22
<b>Description:</b>	CP Screen		

<b>Component</b>	<b>Good Condition</b>	<b>Needs Repair</b>	<b>N/A</b>
Bearings	<input type="checkbox"/>	<input checked="" type="checkbox"/>	<input type="checkbox"/>
Chains	<input checked="" type="checkbox"/>	<input type="checkbox"/>	<input type="checkbox"/>
Sprockets	<input checked="" type="checkbox"/>	<input type="checkbox"/>	<input type="checkbox"/>
Discs	<input type="checkbox"/>	<input checked="" type="checkbox"/>	<input type="checkbox"/>
Drive Motor & Gearbox	<input checked="" type="checkbox"/>	<input type="checkbox"/>	<input type="checkbox"/>
Oilers	<input checked="" type="checkbox"/>	<input type="checkbox"/>	<input type="checkbox"/>

NO PHOTO AVAILABLE.

Deck 3 drive side bearing #1 is bad. We recommend replacing this bearing as soon as possible to prevent damage to the shaft.

Company/Dept.: CP MFG / Customer Service		Title: System Audit		Document Number: Audit-002	
	Author: B. Pressley		Date: 7/9/2015	Rev 1	Page   22

<b>Item #</b>	M29	<b>Motor #</b>	M29
<b>Description:</b>	Glassbreaker Screen		

<b>Component</b>	<b>Good Condition</b>	<b>Needs Repair</b>	<b>N/A</b>
Bearings	<input type="checkbox"/>	<input checked="" type="checkbox"/>	<input type="checkbox"/>
Chains	<input checked="" type="checkbox"/>	<input type="checkbox"/>	<input type="checkbox"/>
Sprockets	<input checked="" type="checkbox"/>	<input type="checkbox"/>	<input type="checkbox"/>
Discs	<input checked="" type="checkbox"/>	<input type="checkbox"/>	<input type="checkbox"/>
Drive Motor & Gearbox	<input checked="" type="checkbox"/>	<input type="checkbox"/>	<input type="checkbox"/>
Oilers	<input type="checkbox"/>	<input checked="" type="checkbox"/>	<input type="checkbox"/>

Notes:



Photo A

Photo A shows one of the many bad bearings on this screen. We recommend replacing all damaged bearings on this screen to prevent damage to the rotors.


Company/Dept.: CP MFG / Customer Service		Title: System Audit		Document Number: Audit-002	
	Author: B. Pressley		Date: 7/9/2015	Rev 1	Page   23




Photo B

Photo B shows the empty oiler. We recommend that the oiler is filled and put back into use.

Deck 1 on the drive side requires new bearings on shafts 3, 8 & 9. Shaft #8 on deck 1 needs to be replaced.

Deck 2 on the drive side requires new bearings on shafts 1, 2, 3, 5, 7, 9 & 10.

Deck 2—shaft #2 on the driven side needs to be replaced.

Company/Dept.: CP MFG / Customer Service		Title: System Audit		Document Number: Audit-002	
	Author: B. Pressley	Date: 7/9/2015	Rev 1	Page   24	



<b>Item #</b>	M30	<b>Motor #</b>	M30
<b>Description:</b>	ADS Feed Conveyor		


Component	Good Condition	Needs Repair	N/A
Head Pulley	<input checked="" type="checkbox"/>	<input type="checkbox"/>	<input type="checkbox"/>
Tail Pulley	<input checked="" type="checkbox"/>	<input type="checkbox"/>	<input type="checkbox"/>
Return Roller	<input checked="" type="checkbox"/>	<input type="checkbox"/>	<input type="checkbox"/>
Support Roller	<input type="checkbox"/>	<input type="checkbox"/>	<input checked="" type="checkbox"/>
Trough Roller	<input type="checkbox"/>	<input type="checkbox"/>	<input checked="" type="checkbox"/>
Lacing	<input checked="" type="checkbox"/>	<input type="checkbox"/>	<input type="checkbox"/>
Tracking	<input checked="" type="checkbox"/>	<input type="checkbox"/>	<input type="checkbox"/>
Tensioning	<input checked="" type="checkbox"/>	<input type="checkbox"/>	<input type="checkbox"/>
Guarding	<input checked="" type="checkbox"/>	<input type="checkbox"/>	<input type="checkbox"/>
Bearings	<input checked="" type="checkbox"/>	<input type="checkbox"/>	<input type="checkbox"/>
Belt	<input checked="" type="checkbox"/>	<input type="checkbox"/>	<input type="checkbox"/>
Gearmotor	<input type="checkbox"/>	<input checked="" type="checkbox"/>	<input type="checkbox"/>

Notes:



Photo A

Photo A shows the worn condition of the belting. We recommend replacing this belt when possible.

Company/Dept.: CP MFG / Customer Service		Title: System Audit		Document Number: Audit-002	
	Author: B. Pressley		Date: 7/9/2015	Rev 1	Page   25

<b>Item #</b>	M31B	<b>Motor #</b>	M31B
<b>Description:</b>	ADS Double		


Condition	Good Condition	Needs Repair	N/A
Rollers	<input checked="" type="checkbox"/>	<input type="checkbox"/>	<input type="checkbox"/>
Seals	<input checked="" type="checkbox"/>	<input type="checkbox"/>	<input type="checkbox"/>
Drum	<input checked="" type="checkbox"/>	<input type="checkbox"/>	<input type="checkbox"/>
Motors	<input checked="" type="checkbox"/>	<input type="checkbox"/>	<input type="checkbox"/>
Farr Unit	<input checked="" type="checkbox"/>	<input type="checkbox"/>	<input type="checkbox"/>
Blowers	<input checked="" type="checkbox"/>	<input type="checkbox"/>	<input type="checkbox"/>
Impellor	<input checked="" type="checkbox"/>	<input type="checkbox"/>	<input type="checkbox"/>

Notes:



Photo A

ADS guide plate is missing. We recommend that the guide plate is replaced to increase performance.

Company/Dept.: CP MFG / Customer Service		Title: System Audit		Document Number: Audit-002	
	Author: B. Pressley	Date: 7/9/2015	Rev 1	Page   26	

<b>Item #</b>	M37	<b>Motor #</b>	M37
<b>Description:</b>	Fiber Transfer Conveyor		


<b>Component</b>	<b>Good Condition</b>	<b>Needs Repair</b>	<b>N/A</b>
Head Pulley	<input checked="" type="checkbox"/>	<input type="checkbox"/>	<input type="checkbox"/>
Tail Pulley	<input checked="" type="checkbox"/>	<input type="checkbox"/>	<input type="checkbox"/>
Return Roller	<input checked="" type="checkbox"/>	<input type="checkbox"/>	<input type="checkbox"/>
Support Roller	<input type="checkbox"/>	<input type="checkbox"/>	<input checked="" type="checkbox"/>
Trough Roller	<input type="checkbox"/>	<input type="checkbox"/>	<input checked="" type="checkbox"/>
Lacing	<input checked="" type="checkbox"/>	<input type="checkbox"/>	<input type="checkbox"/>
Tracking	<input checked="" type="checkbox"/>	<input type="checkbox"/>	<input type="checkbox"/>
Tensioning	<input checked="" type="checkbox"/>	<input type="checkbox"/>	<input type="checkbox"/>
Guarding	<input checked="" type="checkbox"/>	<input type="checkbox"/>	<input type="checkbox"/>
Bearings	<input checked="" type="checkbox"/>	<input type="checkbox"/>	<input type="checkbox"/>
Belt	<input checked="" type="checkbox"/>	<input type="checkbox"/>	<input type="checkbox"/>
Gearmotor	<input checked="" type="checkbox"/>	<input type="checkbox"/>	<input type="checkbox"/>

Notes:



Photo A

Photo A shows the gear motor supported by a chain. We recommend replacing the torque arm bracket and mounting the gear motor properly to prevent damage to the pulley or gear motor.


Company/Dept.: CP MFG / Customer Service		Title: System Audit		Document Number: Audit-002	
	Author: B. Pressley	Date: 7/9/2015	Rev 1	Page   27	

<b>Item #</b>	M48	<b>Motor #</b>	M48
<b>Description:</b>	Over Belt Magnet		

<b>Component</b>	<b>Good Condition</b>	<b>Needs Repair</b>	<b>N/A</b>
Head Pulley	<input checked="" type="checkbox"/>	<input type="checkbox"/>	<input type="checkbox"/>
Tail Pulley	<input checked="" type="checkbox"/>	<input type="checkbox"/>	<input type="checkbox"/>
Return Roller	<input checked="" type="checkbox"/>	<input type="checkbox"/>	<input type="checkbox"/>
Support Roller	<input type="checkbox"/>	<input type="checkbox"/>	<input checked="" type="checkbox"/>
Trough Roller	<input type="checkbox"/>	<input type="checkbox"/>	<input checked="" type="checkbox"/>
Lacing	<input checked="" type="checkbox"/>	<input type="checkbox"/>	<input type="checkbox"/>
Tracking	<input checked="" type="checkbox"/>	<input type="checkbox"/>	<input type="checkbox"/>
Tensioning	<input checked="" type="checkbox"/>	<input type="checkbox"/>	<input type="checkbox"/>
Guarding	<input checked="" type="checkbox"/>	<input type="checkbox"/>	<input type="checkbox"/>
Bearings	<input checked="" type="checkbox"/>	<input type="checkbox"/>	<input type="checkbox"/>
Belt	<input checked="" type="checkbox"/>	<input type="checkbox"/>	<input type="checkbox"/>
Gearmotor	<input checked="" type="checkbox"/>	<input type="checkbox"/>	<input type="checkbox"/>

Notes:

The Over Belt Magnet was in good condition during our inspection.

Company/Dept.: CP MFG / Customer Service		Title: System Audit		Document Number: Audit-002	
	Author: B. Pressley		Date: 7/9/2015	Rev 1	Page   28

<b>Item #</b>	M50A	<b>Motor #</b>	M50A
<b>Description:</b>	MSS Aladdin		


Condition	Good Condition	Needs Repair	N/A
Head Pulley	<input checked="" type="checkbox"/>	<input type="checkbox"/>	<input type="checkbox"/>
Tail Pulley	<input checked="" type="checkbox"/>	<input type="checkbox"/>	<input type="checkbox"/>
Return Roller	<input checked="" type="checkbox"/>	<input type="checkbox"/>	<input type="checkbox"/>
Support Roller	<input type="checkbox"/>	<input type="checkbox"/>	<input checked="" type="checkbox"/>
Trough Roller	<input type="checkbox"/>	<input type="checkbox"/>	<input checked="" type="checkbox"/>
Lacing	<input type="checkbox"/>	<input type="checkbox"/>	<input checked="" type="checkbox"/>
Tracking	<input checked="" type="checkbox"/>	<input type="checkbox"/>	<input type="checkbox"/>
Tensioning	<input checked="" type="checkbox"/>	<input type="checkbox"/>	<input type="checkbox"/>
Guarding	<input checked="" type="checkbox"/>	<input type="checkbox"/>	<input type="checkbox"/>
Bearings	<input checked="" type="checkbox"/>	<input type="checkbox"/>	<input type="checkbox"/>
Compressor	<input checked="" type="checkbox"/>	<input type="checkbox"/>	<input type="checkbox"/>
Optics	<input type="checkbox"/>	<input checked="" type="checkbox"/>	<input type="checkbox"/>
Belt	<input checked="" type="checkbox"/>	<input type="checkbox"/>	<input type="checkbox"/>

Notes:



Photo A

Photo A shows the missing glass on the light bar. One was on order at time of audit.

Company/Dept.: CP MFG / Customer Service		Title: System Audit		Document Number: Audit-002	
	Author: B. Pressley	Date: 7/9/2015	Rev 1	Page   30	

<b>Item #</b>	M50A	<b>Motor #</b>	M50A
<b>Description:</b>	MSS Aladdin		


Condition	Good Condition	Needs Repair	N/A
Bearings	<input checked="" type="checkbox"/>	<input type="checkbox"/>	<input type="checkbox"/>
Drive Motor & Gearbox	<input checked="" type="checkbox"/>	<input type="checkbox"/>	<input type="checkbox"/>
Blowers	<input checked="" type="checkbox"/>	<input type="checkbox"/>	<input type="checkbox"/>
Intakes	<input checked="" type="checkbox"/>	<input type="checkbox"/>	<input type="checkbox"/>
Exhaust	<input checked="" type="checkbox"/>	<input type="checkbox"/>	<input type="checkbox"/>
Guarding	<input checked="" type="checkbox"/>	<input type="checkbox"/>	<input type="checkbox"/>

Notes:



Photo A

Photo A shows some debris that has built up on the impellor. We recommend that the impellor be cleaned on a regular basis. The silo blower overall is in good condition.

Company/Dept.: CP MFG / Customer Service		Title: System Audit		Document Number: Audit-002	
	Author: B. Pressley	Date: 7/9/2015	Rev 1	Page   31	


<b>Item #</b>	M55	<b>Motor #</b>	M55
<b>Description:</b>	Eddy Current		

<b>Component</b>	<b>Good Condition</b>	<b>Needs Repair</b>	<b>N/A</b>
Head Pulley	<input checked="" type="checkbox"/>	<input type="checkbox"/>	<input type="checkbox"/>
Tail Pulley	<input checked="" type="checkbox"/>	<input type="checkbox"/>	<input type="checkbox"/>
Return Roller	<input checked="" type="checkbox"/>	<input type="checkbox"/>	<input type="checkbox"/>
Support Roller	<input type="checkbox"/>	<input type="checkbox"/>	<input checked="" type="checkbox"/>
Trough Roller	<input type="checkbox"/>	<input type="checkbox"/>	<input checked="" type="checkbox"/>
Lacing	<input checked="" type="checkbox"/>	<input type="checkbox"/>	<input type="checkbox"/>
Tracking	<input checked="" type="checkbox"/>	<input type="checkbox"/>	<input type="checkbox"/>
Tensioning	<input checked="" type="checkbox"/>	<input type="checkbox"/>	<input type="checkbox"/>
Guarding	<input checked="" type="checkbox"/>	<input type="checkbox"/>	<input type="checkbox"/>
Bearings	<input checked="" type="checkbox"/>	<input type="checkbox"/>	<input type="checkbox"/>
Belt	<input type="checkbox"/>	<input checked="" type="checkbox"/>	<input type="checkbox"/>
Gearmotor	<input checked="" type="checkbox"/>	<input type="checkbox"/>	<input type="checkbox"/>

Notes:

No photo available.

Drive belt missing from pulley motor. We recommend replacing the missing drive belt as soon as possible to prevent Eddy Current failure.

Company/Dept.: CP MFG / Customer Service		Title: System Audit		Document Number: Audit-002	
	Author: B. Pressley		Date: 7/9/2015	Rev 1	Page   32



<b>Item #</b>	M62	<b>Motor #</b>	M62
<b>Description:</b>	Glass Transfer Conveyor		


<b>Component</b>	<b>Good Condition</b>	<b>Needs Repair</b>	<b>N/A</b>
Head Pulley	<input checked="" type="checkbox"/>	<input type="checkbox"/>	<input type="checkbox"/>
Tail Pulley	<input checked="" type="checkbox"/>	<input type="checkbox"/>	<input type="checkbox"/>
Return Roller	<input checked="" type="checkbox"/>	<input type="checkbox"/>	<input type="checkbox"/>
Support Roller	<input type="checkbox"/>	<input type="checkbox"/>	<input checked="" type="checkbox"/>
Trough Roller	<input type="checkbox"/>	<input type="checkbox"/>	<input checked="" type="checkbox"/>
Lacing	<input checked="" type="checkbox"/>	<input type="checkbox"/>	<input type="checkbox"/>
Tracking	<input checked="" type="checkbox"/>	<input type="checkbox"/>	<input type="checkbox"/>
Tensioning	<input checked="" type="checkbox"/>	<input type="checkbox"/>	<input type="checkbox"/>
Guarding	<input checked="" type="checkbox"/>	<input type="checkbox"/>	<input type="checkbox"/>
Bearings	<input checked="" type="checkbox"/>	<input type="checkbox"/>	<input type="checkbox"/>
Belt	<input type="checkbox"/>	<input checked="" type="checkbox"/>	<input type="checkbox"/>
Gearmotor	<input checked="" type="checkbox"/>	<input type="checkbox"/>	<input type="checkbox"/>

Notes:



Photo A

Photo A shows the jammed up- turn roller. We recommend replacing these rollers when possible. Also, the lacing is damaged and in need of repair to prevent material loss.

Company/Dept.: CP MFG / Customer Service		Title: System Audit		Document Number: Audit-002	
	Author: B. Pressley	Date: 7/9/2015	Rev 1	Page   33	

<b>Item #</b>	M64A, B & C	<b>Motor #</b>	M64A, B & C
<b>Description:</b>	Glass Cleanup System		

Condition	Good Condition	Needs Repair	N/A
Rotary Valve Vanes	<input checked="" type="checkbox"/>	<input type="checkbox"/>	<input type="checkbox"/>
Cyclone Liners	<input type="checkbox"/>	<input checked="" type="checkbox"/>	<input type="checkbox"/>
Blower Impellor Blade	<input checked="" type="checkbox"/>	<input type="checkbox"/>	<input type="checkbox"/>
Sock	<input checked="" type="checkbox"/>	<input type="checkbox"/>	<input type="checkbox"/>
Ducting	<input checked="" type="checkbox"/>	<input type="checkbox"/>	<input type="checkbox"/>
Gearmotor	<input checked="" type="checkbox"/>	<input type="checkbox"/>	<input type="checkbox"/>
Conveyor Belt	<input checked="" type="checkbox"/>	<input type="checkbox"/>	<input type="checkbox"/>
Separation Chamber	<input checked="" type="checkbox"/>	<input type="checkbox"/>	<input type="checkbox"/>

Notes:



Photo A



Company/Dept.: CP MFG / Customer Service		Title: System Audit		Document Number: Audit-002	
	Author: B. Pressley	Date: 7/9/2015	Rev 1	Page   34	



Photo B

Photos A & B show the worn condition of the urethane liners in the cyclone. We recommend replacing these liners to help maximize the glass cleanup's efficiency. We also recommend that the seals be adjusted so that they meet the conveyor belt. This will help with the separation quality.

Company/Dept.: CP MFG / Customer Service		Title: System Audit		Document Number: Audit-002	
	Author: B. Pressley		Date: 7/9/2015	Rev 1	Page   35

<b>Item #</b>	M72	<b>Motor #</b>	M72
<b>Description:</b>	Baler Feed Conveyor		

Component	Good Condition	Needs Repair	N/A
Head Pulley	<input checked="" type="checkbox"/>	<input type="checkbox"/>	<input type="checkbox"/>
Tail Pulley	<input checked="" type="checkbox"/>	<input type="checkbox"/>	<input type="checkbox"/>
Return Roller	<input checked="" type="checkbox"/>	<input type="checkbox"/>	<input type="checkbox"/>
Support Roller	<input type="checkbox"/>	<input type="checkbox"/>	<input checked="" type="checkbox"/>
Trough Roller	<input type="checkbox"/>	<input type="checkbox"/>	<input checked="" type="checkbox"/>
Lacing	<input type="checkbox"/>	<input type="checkbox"/>	<input checked="" type="checkbox"/>
Tracking	<input checked="" type="checkbox"/>	<input type="checkbox"/>	<input type="checkbox"/>
Tensioning	<input checked="" type="checkbox"/>	<input type="checkbox"/>	<input type="checkbox"/>
Guarding	<input checked="" type="checkbox"/>	<input type="checkbox"/>	<input type="checkbox"/>
Bearings	<input checked="" type="checkbox"/>	<input type="checkbox"/>	<input type="checkbox"/>
Belt	<input type="checkbox"/>	<input checked="" type="checkbox"/>	<input type="checkbox"/>
Gearmotor	<input checked="" type="checkbox"/>	<input type="checkbox"/>	<input type="checkbox"/>

Notes:



Photo A



Company/Dept.: CP MFG / Customer Service		Title: System Audit		Document Number: Audit-002	
	Author: B. Pressley		Date: 7/9/2015	Rev 1	Page   36



Photo B

Photos A & B show the missing or damaged belting sections. We recommend replacing this belt when possible.

Company/Dept.: CP MFG / Customer Service		Title: System Audit		Document Number: Audit-002	
	Author: B. Pressley	Date: 7/9/2015	Rev 1	Page   37	

<b>Item #</b>	M73	<b>Motor #</b>	M73
<b>Description:</b>	Gorilla Baler		

<b>Component</b>	<b>Good Condition</b>	<b>Needs Repair</b>	<b>N/A</b>
Bearings	<input type="checkbox"/>	<input type="checkbox"/>	<input checked="" type="checkbox"/>
Chains	<input type="checkbox"/>	<input type="checkbox"/>	<input checked="" type="checkbox"/>
Sprockets	<input type="checkbox"/>	<input type="checkbox"/>	<input checked="" type="checkbox"/>
Discs	<input type="checkbox"/>	<input type="checkbox"/>	<input checked="" type="checkbox"/>
Drive Motor & Gearbox	<input type="checkbox"/>	<input type="checkbox"/>	<input checked="" type="checkbox"/>
Oilers	<input type="checkbox"/>	<input type="checkbox"/>	<input checked="" type="checkbox"/>

Notes:



Photo A


Company/Dept.: CP MFG / Customer Service		Title: System Audit		Document Number: Audit-002	
	Author: B. Pressley		Date: 7/9/2015	Rev 1	Page   38




Photo B



Photo C

The overall condition of the baler is good. There is a ¼” knife gap that should be monitored. We also recommend flipping the blades. Shim and adjustment is also recommended. The door ram area needs to be cleaned and there is a radiator leak that was being repaired while we were on site.


Company/Dept.: CP MFG / Customer Service		Title: System Audit		Document Number: Audit-002	
	Author: B. Pressley	Date: 7/9/2015	Rev 1	Page   39	



**Summary:**

From a mechanical perspective, the equipment is performing as designed. The condition of the equipment is in good operating condition overall. The following are some bullet points from our audit:

1. The OCC Screen requires some maintenance attention as soon as possible. There are multiple bearings that require replacement immediately. We recommend that these shafts are clocked accordingly as soon as possible.
2. The Newscreen should have all of the rubber finger discs replaced as soon as possible to maximize material separation. These discs are crucial in optimizing the screens performance.
3. Steel Belt Conveyors are running with too much slack. The steel belt conveyor for the Incline Conveyor C-2 is in need of tensioning to prevent costly belt and sprocket damage.
4. Rubber Belt Conveyors need to have the belting replaced once the belting is completely worn. Multiple conveyors were seen with patches or missing sections in the belting. The conveyors also need to have some maintenance attention on the return rollers.
5. The Metering Drum needs some maintenance attention. The shaft wrappings that were seen during our inspection are causing damage to the sidewalls of the Metering Drum.

Company/Dept.: CP MFG / Customer Service		Title: System Audit		Document Number: Audit-002	
	Author: B. Pressley		Date: 7/9/2015	Rev 1	Page   40