

**CITY OF ANN ARBOR
INVITATION TO BID**

ITB # 4324

Pontiac Trail Improvements Project



Proposal Due Date: Monday, April 14, 2014
On or Before 11:00 A.M. (Local Time)

Public Services Area/Project Management Services Unit
Administering Service Area/Unit

Issued By:
City of Ann Arbor
Procurement Unit
City Hall, 301 E. Huron Street
Ann Arbor, MI 48104

TABLE OF CONTENTS

<u>Section</u>	<u>Pages</u>
Table of Contents.....	TC-1
Advertisement	AD-1
Notice of Pre-Bid Conference.....	NP-1
Instructions to Bidders.....	IB-1 to 2
Invitation to Bid.....	ITB-1 to 3
Bid Forms.....	BF-1 to BF-10
Contract.....	C-1 to 4
Bond Forms.....	B-1 to 2
General Conditions.....	GC-1 to 20
Standard Specifications.....	SS-1
Detailed Specifications	DS-1 to DS-96
Attachment A – Contract Compliance Forms	AFF 1 – 5
Attachment B – Soil Borings	SB-1 to 27

ADVERTISEMENT FOR THE FOREST AVENUE
IMPROVEMENTS PROJECT
CITY OF ANN ARBOR

ITB # 4324

Sealed Bids will be received by the City of Ann Arbor Customer Service Desk, First (1st) Floor, Guy Larcom City Hall, on or before Monday, April 14, 2014 by 11:00 am for construction Pontiac Trail Improvements Project. Bids will be publicly opened and read aloud at this time.

Work to be done includes the installation of: approximately 1,840 feet of 8-inch sanitary sewer; approximately 1,400 feet of 10-inch sanitary sewer; approximately 1,000 feet of 8-inch ductile iron pipe water main; concrete sidewalk; concrete curb & gutter; storm sewer; and all related work on Pontiac Trail from just north of Skydale to the bridge over M-14/US-23. In addition, the work includes a full width and depth of reconstruction of the road surface, the addition of on-street bike lanes and all related work.

A pre-bid conference will be held Friday, March 28, 2014 at 10:00 am in the 2nd floor Council Chambers, City Hall located at 301 E. Huron St., Ann Arbor, Michigan 48104. Attendance is highly recommended.

Bid documents, specifications, plans and addendum shall be downloaded by vendors at either of the following web sites, Michigan Inter-governmental Trade Network (MITN) www.mitn.info or City of Ann Arbor web site www.A2gov.org. It is the bidder's responsibility to verify they have obtained all information before submitting a bid.

Each Bid shall be accompanied by a certified check, or Bid Bond by a recognized surety, in the amount of 5% of the total of the bid price. A Bid, once submitted, becomes the property of the City. In the sole discretion of the City, the City reserves the right to allow a bidder to reclaim submitted documents provided the documents are requested and retrieved no later than 48 hours prior to the scheduled bid opening.

The successful Bidder will be required to furnish satisfactory performance and labor and material bonds in the amount of 100% of the bid price and satisfactory insurance coverage.

Precondition for entering into a contract with the City of Ann Arbor: (i) compliance with Chapter 112 of Title IX of the Code of the City of Ann Arbor. (ii) compliance with applicable prevailing wage and living wage requirements of Chapter 23 of Title I of the Code of the City of Ann Arbor. Further information is outlined in the contract documents.

After the time of opening, no Bid may be withdrawn for a period of 90 days. The City reserves the right to accept any Bid, to reject any or all Bids, to waive irregularities and/or informalities in any Bid, and to make the award in any manner the City believes to be in its best interest.

Any further information may be obtained from the Ann Arbor Procurement Office,
(734) 794- 6000 Ext. 45206

CITY OF ANN ARBOR, MICHIGAN

NOTICE OF PRE-BID CONFERENCE

A pre-bid conference for this project will be held on Friday, March 28, 2014 at 10:00 am in the 2nd floor Council Chambers, located at, 301 E. Huron Street, Ann Arbor, Michigan 48104.

Attendance at this conference is optional, but highly recommended. . Administrative and technical questions regarding this project will be answered at this time. The pre-bid meeting is for information only. Any answers furnished will not be official until verified in writing by the Financial Service Area, Procurement Unit. Answers that change or substantially clarify the bid will be affirmed in an addendum.

INSTRUCTIONS TO BIDDERS

General

Work to be done under this Contract is generally described through the detailed specifications and must be completed fully in accordance with the contract documents. All work to be done under this Contract is located in or near the City of Ann Arbor.

The City shall make available to all prospective Bidders, prior to receipt of the Bids, access to the area in which the work is to be performed. Advance notice should be given to the Administering Service Area/Unit in cases where access to the site must be arranged by the City.

Any Bid which does not conform fully to these instructions may be rejected.

Preparation of Bids

Bids should be prepared providing a straight-forward, concise description of the Bidder's ability to meet the requirements of the ITB. Bids shall be written in ink or typewritten. No erasures are permitted. Mistakes may be crossed out and corrected and must be initialed and dated in ink by the person signing the Bid.

Bids must be submitted on the "Bid Forms" provided with each blank properly filled in. If forms are not fully completed it may disqualify the bid.

Each person signing the Bid certifies that he/she is the person in the Bidder's firm/organization responsible for the decision as to the fees being offered in the Bid and has not and will not participated in any action contrary to the terms of this provision.

Questions or Clarification on ITB Specifications

All questions regarding this ITB shall be submitted via email. Emailed questions and inquires will be accepted from any and all prospective Bidders in accordance with the terms and conditions of the ITB.

All questions shall be due on or before Friday, April 4, 2014 by 10:00 am and should be addressed as follows:

Specification/Scope of Work questions emailed to awarrow@a2gov.org
Bid Process and HR Compliance questions emailed to mberryman@a2gov.org

Addenda

If it becomes necessary to revise any part of the ITB, notice of the Addendum will be posted to Michigan Inter-governmental Trade Network (MITN) www.mitn.info and/or City of Ann Arbor web site www.A2gov.org for all parties to download.

Each Bidder must in its Bid, to avoid any miscommunications, acknowledge all addenda which it has received, but the failure of a Bidder to receive, or acknowledge receipt of; any addenda shall not relieve the Bidder of the responsibility for complying with the terms thereof.

The City will not be bound by oral responses to inquiries or written responses other than written addenda.

Bid Submission

All Bids are due and must be delivered to the City of Ann Arbor Procurement Unit on or Monday, April 14, 2014 by 11:00 am. Bids submitted late or via oral, telephonic, telegraphic, electronic mail or facsimile will not be considered or accepted.

Each Bidder must submit one (1) original Bid and one (1) Bid copy in a sealed envelope clearly marked: **ITB 4324 – Pontiac Trail Improvements Project.**

Bids must be addressed and delivered to:

City of Ann Arbor
1st Floor Customer Service Department,
301 East Huron Street
P.O. Box 8647
Ann Arbor, MI 48107

All Bids received on or before the Due Date will be publicly opened and recorded immediately. No immediate decisions are rendered.

Hand delivered bids will be date/time stamped/signed at the address above in order to be considered. Normal business hours are 8:00 a.m. to 4:00 p.m. Monday through Friday. The City will not be liable to any Bidder for any unforeseen circumstances, delivery or postal delays. Postmarking to the Due Date will not substitute for receipt of the Bid. Each Bidder is responsible for submission of their Bid.

Additional time will not be granted to a single Bidder; however, additional time may be granted to all Bidders when the City determines that circumstances warrant it.

Award

The City intends to award a Contract(s) to the lowest responsible Bidder(s). On multi-divisional contracts, separate divisions may be awarded to separate Bidders. The City may also utilize alternatives offered in the Bid Forms, if any, to determine the lowest responsible Bidder on each division, and award multiple divisions to a single Bidder, so that the lowest total cost is achieved for the City. For unit price bids, the contract will be awarded based upon the unit prices and the lump sum prices stated by the bidder for the work items specified in the bid documents, with consideration given to any alternates selected by the City. If the City determines that the unit price for any item is materially different for the work item bid than either other bidders or the general market, the City, in its sole discretion, in addition to any other right it may have, may reject the bid as not responsible or non-conforming.

The acceptability of major subcontractors will be considered in determining if a Bidder is responsible. In comparing Bids, the City will give consideration to alternate Bids for items listed in the bid forms.

Official Documents

The City of Ann Arbor shall accept no alternates to the bid documents made by the Bidder unless those alternatives are set forth in the "Alternate" section of Bid form.

The City of Ann Arbor officially distributes bid documents from the Procurement Unit or through the Michigan Intergovernmental Trade Network (MITN). Copies of the bid documents obtained from any other source are not Official copies. Addenda and other bid information will only be posted to these official distribution sites. If you obtained City of Ann Arbor Bid documents from other sources, it is recommended that you register on www.MITN.info and obtain an official Bid.

Bid Security

Each bid must be accompanied by a certified check, or Bid Bond by a surety licensed and authorized to do business within the State of Michigan, in the amount of 5% of the total of the bid price.

Withdrawal of Bids

After the time of opening, no Bid may be withdrawn for the period of 90 days, as specified in the Advertisement.

Contract Time

Time is of the essence in the performance of the work under this Contract. The available time for work under this Contract is indicated on page C-1, Article III of the Contract. If these time requirements can not be met, the Bidder must stipulate on Bid Form Section 3 - Time Alternate its schedule for performance of the work. Consideration will be given to time in evaluating bids.

Liquidated Damages

A liquidated damages clause, as given on page C-2, Article III of the Contract, provides that the Contractor shall pay the City as liquidated damages, and not as a penalty, a sum certain per day for each and every day that the Contractor may be in default of completion of the specified work, within the time(s) stated in the Contract, or written extensions.

Liquidated damages clauses, as given in the General Conditions, provide further that the City shall be entitled to impose and recover liquidated damages for breach of the obligations under Chapter 112 of the City Code.

The liquidated damages are for the non-quantifiable aspects of any of the previously identified events and do not cover actual damages that can be shown or quantified nor are they intended to preclude recovery of actual damages in addition to the recovery of

liquidated damages.

Human Rights Information

Section 5, beginning at page GC-3, outlines the requirements for fair employment practices under City of Ann Arbor Contracts. To establish compliance with this Ordinance, the Bidder must complete and return with its bid completed copies of the Human Rights Division Contract Compliance Forms (Appendix A and B) or an acceptable equivalent.

In the event the Human Rights forms are not submitted with the bid, the bidder will have 24 hours to submit upon notice from the City.

Wage Requirements

Section 4, beginning at page GC-1, outlines the requirements for payment of prevailing wages or of a “living wage” to employees providing service to the City under this contract. The successful bidder must comply with all applicable requirements and provide documentary proof of compliance when requested.

Major Subcontractors

The Bidder shall identify each major subcontractor it expects to engage for this Contract if the work to be subcontracted is 15% or more of the bid sum or over \$50,000, whichever is less. The Bidder also shall identify the work to be subcontracted to each major subcontractor and the approximate dollar value of each subcontract.

Debarment

Submission of a Bid in response to this ITB is certification that the Bidder is not currently debarred, suspended, proposed for debarment, and declared ineligible or voluntarily excluded from participation in this transaction by any State or Federal departments or agency. Submission is also agreement that the City will be notified of any changes in this status.

Disclosures

After bids are opened, all information in a bidder’s bid is subjected to disclosure under the provisions of Michigan Public Act No. 442 of 1976, as amended (MCL 15.231 et seq.) know as the “Freedom of Information Act.” The Freedom of Information Act also provides for the complete disclosure of contracts and attachments thereto except where specifically exempted.

Bid Protest

All Bid protests must be in writing and filed with the Purchasing Agent within five (5) business days of the award action. The bidder must clearly state the reasons for the protest. If a bidder contacts a City Service Area/Unit and indicates a desire to protest an award, the Service Area/Unit shall refer the bidder to the Purchasing Agent. The Purchasing Agent will provide the bidder with the appropriate instructions for filing the protest. The protest shall be reviewed by the City Administrator or designee whose decision shall be final.

Reservation of Rights

The City of Ann Arbor reserves the right to accept any bid or alternative bid proposed in whole or in part, to reject any or all bids or alternatives bids in whole or in part and to waive irregularity and/or informalities in any bid and to make the award in any manner deemed in the best interest of the City.

INVITATION TO BID

City of Ann Arbor
Guy C. Larcom Municipal Building
Ann Arbor, Michigan 48107

Ladies and Gentlemen:

The undersigned, as Bidder, declares that this Bid is made in good faith, without fraud or collusion with any person or persons bidding on the same Contract; that this Bidder has carefully read and examined the bid documents, including Advertisement, Human Rights Division Contract Compliance Forms, Notice of Pre-Bid Conference, Instructions to Bidders, Bid, Bid Forms, Contract, Bond Forms, General Conditions, Standard Specifications, Detailed Specifications, all Addenda, and the Plans and understands them. The Bidder declares that it conducted a full investigation at the site and of the work proposed and is fully informed as to the nature of the work and the conditions relating to the work's performance. The Bidder also declares that it has extensive experience in successfully completing projects similar to this one.

The Bidder acknowledges that it has not received or relied upon any representations or warrants of any nature whatsoever from the City of Ann Arbor, its agents or employees, and that this Bid is based solely upon the Bidder's own independent business judgment.

The undersigned proposes to perform all work shown on the plans or described in the bid documents, including any addenda issued, and to furnish all necessary machinery, tools, apparatus, and other means of construction to do all the work, furnish all the materials, and complete the work in strict accordance with all terms of the Contract of which this Bid is one part.

In accordance with these bid documents, and Addenda numbered 1, 2, 3, the undersigned, as Bidder, proposes to perform at the sites in and/or around Ann Arbor, Michigan, all the work included herein for the amounts set forth in the Bid Forms.

The Bidder declares that it has become fully familiar with the liquidated damage clauses for completion times and for compliance with City Code Chapter 112, understands and agrees that the liquidated damages are for the non-quantifiable aspects of non-compliance and do not cover actual damages that may be shown and agrees that if awarded the Contract, all liquidated damage clauses form part of the Contract.

The Bidder declares that it has become fully familiar with the provisions of Chapter 14, Section 1:319 (Prevailing wages) and Chapter 23 (Living Wage) of the Code of the City of Ann Arbor and that it understands and agrees to comply, to the extent applicable to employees providing services to the City under this Contract, with the wage and reporting

requirements stated in the City Code provisions cited. Bidder further agrees that the cited provisions of Chapter 14 and Chapter 23 form a part of this Contract.

The Bidder encloses a certified check or Bid Bond in the amount of 5% of the total of the Bid Price. The Bidder agrees both to contract for the work and to furnish the necessary Bonds and insurance documentation within 10 days after being notified of the acceptance of the Bid.

If this Bid is accepted by the City and the Bidder fails to contract and furnish the required Bonds and insurance documentation within 10 days after being notified of the acceptance of this Bid, then the Bidder shall be considered to have abandoned the Contract and the certified check or Bid Bond accompanying this Bid shall become due and payable to the City.

If the Bidder enters into the Contract in accordance with this Bid, or if this Bid is rejected, then the accompanying check or Bid Bond shall be returned to the Bidder.

In submitting this Bid, it is understood that the right is reserved by the City to accept any Bid, to reject any or all Bids, to waive irregularities and/or informalities in any Bid, and to make the award in any manner the City believes to be in its best interest.

SIGNED THIS 14th DAY OF April, 2014.

Evergreen Civil, LLC


Bidder's Name

143 Ladycountie, # 303
Northville, MI 48167

Official Address

248-374-1911

Telephone Number



Authorized Signature of Bidder

MIKE BATTIS

(Print Name of Signer Above)

LEGAL STATUS OF BIDDER

(The Bidder shall fill out the appropriate form and strike out the other two.)

Bidder declares that it is:

* A corporation organized and doing business under the laws of the state of NICHOLAS, for whom MICHAEL BATES, bearing the office title of MEMBER, whose signature is affixed to this Bid, is authorized to execute contracts.

~~* A partnership, list all members and the street and mailing address of each:~~

Also identify the County and State where partnership papers are filed:

~~County of _____, State of _____~~

* An individual, whose signature with address, is affixed to this Bid: _____
(initial here)

BID FORM

Section 1--Schedule of Prices

Project: Pontiac Trail Improvements Project

File #: 2012-032 Bid #: 4324

<u>Item</u>	<u>Description</u>	<u>Unit</u>	<u>Estimated Quantity</u>	<u>Unit Price</u>	<u>Total Price</u>
130	Protective Fencing	LF	2153.0	\$ <u>41⁵</u>	\$ <u>8,934⁷⁵</u>
135	Tree Removal, 8" and larger	Each	48.0	\$ <u>350⁰⁰</u>	\$ <u>16,800⁰⁰</u>
140	Exploratory Excavations (0-10 foot deep)	Each	1.0	\$ <u>980⁰⁰</u>	\$ <u>980⁰⁰</u>
201	Project Supervision, Max. \$45,000	LS	1.0	\$ <u>45,000⁰⁰</u>	\$ <u>45,000⁰⁰</u>
202	General Conditions, Max. \$45,000	LS	1.0	\$ <u>45,000⁰⁰</u>	\$ <u>45,000⁰⁰</u>
203	Minor Traffic Control, Modified, Max. \$35,000	LS	1.0	\$ <u>35,000⁰⁰</u>	\$ <u>35,000⁰⁰</u>
204	Audiovisual Tape Coverage	LS	1.0	\$ <u>1170⁰⁰</u>	\$ <u>1170⁰⁰</u>
205	Part Width Construction, Special	LF	3947.0	\$ <u>59⁰⁰</u>	\$ <u>23,287²⁰</u>
206	Machine Grading Modified	STA	40.0	\$ <u>6550⁰⁰</u>	\$ <u>262,000⁰⁰</u>
207	Infiltration Trench with Stone Reservoir, Aggregate 6A	LF	3420.0	\$ <u>25⁰⁰</u>	\$ <u>85,500⁰⁰</u>
208	Non-woven geotextile fabric, biaxial or triaxial	SY	4940.0	\$ <u>18⁰⁰</u>	\$ <u>8892⁰⁰</u>
209	Infiltration Trench Undercutting	CY	1000.0	\$ <u>.01⁰⁰</u>	\$ <u>10⁰⁰</u>
210	Subgrade Undercutting, Type II	CY	2000.0	\$ <u>.01⁰⁰</u>	\$ <u>20⁰⁰</u>
211	Temporary 4 inch or 6 inch Water Main Line Stop	Each	2.0	\$ <u>4780⁰⁰</u>	\$ <u>9560⁰⁰</u>
212	Pavt Mrkg, Polyurea, 4 inch, Yellow	LF	8430.0	\$ <u>.55⁰⁰</u>	\$ <u>4636⁵⁰</u>
213	Pavt Mrkg, Polyurea, 6 inch, White	LF	26200.0	\$ <u>.95⁰⁰</u>	\$ <u>24,890⁰⁰</u>
214	Pavt Mrkg, Polyurea, 24 inch, White	LF	16.0	\$ <u>85⁰⁰</u>	\$ <u>136⁰⁰</u>
215	Guardrail, Type B	LF	560.0	\$ <u>13²⁵</u>	\$ <u>7420⁰⁰</u>
TOTAL THIS PAGE				\$	<u>579,236⁷⁵</u>
(Also to be entered on page BF-7)					

BID FORM

Section 1-Schedule of Prices

Project: Pontiac Trail Improvements Project
 File #: 2012-032 Bid #: 4324

<u>Item</u>	<u>Description</u>	<u>Unit</u>	<u>Estimated Quantity</u>	<u>Unit Price</u>	<u>Total Price</u>
216	Guardrail Approach Terminal, Type 2B	Each	4.0	\$ <u>2,000⁰⁰</u>	\$ <u>8,000⁰⁰</u>
217	Conduit, Schedule 80 PVC, 3 inch, Special	LF	9034.0	\$ <u>6⁵⁵</u>	\$ <u>59,172²⁰</u>
218	Communication Handhole Assembly, Complete	Each	12.0	\$ <u>1,200⁰⁰</u>	\$ <u>14,400⁰⁰</u>
220	HMA Pavement Base Course 3E-3	TON	2573.0	\$ <u>66²⁰</u>	\$ <u>170,332⁶⁰</u>
221	HMA Pavement Leveling Course 4E-3	TON	1748.0	\$ <u>77²⁰</u>	\$ <u>135,120⁴⁰</u>
222	HMA Pavement Wearing Course 5E-3	TON	1311.0	\$ <u>80⁸⁵</u>	\$ <u>105,994³⁵</u>
223	HMA Driveway Approach	TON	109.0	\$ <u>140⁰⁰</u>	\$ <u>15,260⁰⁰</u>
224	Temporary HMA Pavement	TON	349.0	\$ <u>106⁰⁰</u>	\$ <u>36,994⁰⁰</u>
225	Recessing Pavement Markings, Longitudinal	LF	21853.0	\$ <u>.60</u>	\$ <u>13,111⁸⁰</u>
226	Recessing Pavement Markings, Transverse	SF	32.0	\$ <u>26⁰⁰</u>	\$ <u>832⁰⁰</u>
227	Recessing Special Pavement Markings	SF	52.0	\$ <u>2⁶⁰</u>	\$ <u>135²⁰</u>
231	Remove Concrete Sidewalk & Driveways - Any Thickness	SF	703.0	\$ <u>1²⁰</u>	\$ <u>843⁶⁰</u>
232	Concrete Curb or Curb & Gutter - Any Type	LF	2319.0	\$ <u>13²⁵</u>	\$ <u>31,886²⁵</u>
233	Concrete M-opening High Early	LF	190.0	\$ <u>15⁵⁰</u>	\$ <u>2,945⁰⁰</u>
234	4 Inch Concrete Sidewalk	SF	10534.0	\$ <u>2⁷⁵</u>	\$ <u>28,968⁵⁰</u>
235	6 Inch Concrete Sidewalk, Ramp, or Drive	SF	101.0	\$ <u>4⁰⁰</u>	\$ <u>404⁰⁰</u>
236	6 Inch Concrete Sidewalk, Ramp, or Drive, High Early	SF	1749.0	\$ <u>4²⁵</u>	\$ <u>7,433²⁵</u>
240	Detectable Warnings Surface	SF	20.0	\$ <u>15⁵⁰</u>	\$ <u>310⁰⁰</u>
TOTAL THIS PAGE				\$	<u>631,394⁸⁵</u>
(Also to be entered on page BF-7)					

BID FORM

Section 1-Schedule of Prices

Project: Pontiac Trail Improvements Project
 File #: 2012-032 Bid #: 4324

Item	Description	Unit	Estimated Quantity	Unit Price	Total Price
241	Adjust Structure Cover	Each	8.0	\$ <u>475⁰⁰</u>	\$ <u>3,800⁰⁰</u>
242	Adjust Curb Inlet Structure Cover	Each	4.0	\$ <u>475⁰⁰</u>	\$ <u>1,900⁰⁰</u>
243	Adjust Monument Box, Gate Valve Box or Gas Box	Each	7.0	\$ <u>440⁰⁰</u>	\$ <u>3,080⁰⁰</u>
244	Structure Covers	LBS	5200.0	\$ <u>1⁵⁵</u>	\$ <u>8,060⁰⁰</u>
250	8 inch Manhole tap	Each	1.0	\$ <u>2,900⁰⁰</u>	\$ <u>2,900⁰⁰</u>
251	6 inch Manhole tap	Each	2.0	\$ <u>2,765⁰⁰</u>	\$ <u>5,530⁰⁰</u>
252	10 inch Manhole tap	Each	1.0	\$ <u>3,900⁰⁰</u>	\$ <u>3,900⁰⁰</u>
254	Underdrain, Subbase, 6 inch, Special	LF	2400.0	\$ <u>112⁵⁰</u>	\$ <u>28,200⁰⁰</u>
255	6 inch SDR 26 PVC 45 degree Bend	Each	12.0	\$ <u>135⁰⁰</u>	\$ <u>1,620⁰⁰</u>
256	Harco DIP to PVC Transition Adapter (Spigot to Gasket)	Each	12.0	\$ <u>425⁰⁰</u>	\$ <u>5,100⁰⁰</u>
257	2 inch Permanent Blow-off Assembly	Each	3.0	\$ <u>2,000⁰⁰</u>	\$ <u>6,000⁰⁰</u>
258	Fire Hydrant Assembly Abandonment	Each	1.0	\$ <u>655⁰⁰</u>	\$ <u>655⁰⁰</u>
260	Sand Subbase Course, Class II - C.I.P.	CY	4586.0	\$ <u>16⁷⁵</u>	\$ <u>76,815⁰⁰</u>
261	Aggregate Base Course, 21AA Limestone, 6 inch, C.I.P.	CY	708.0	\$ <u>377⁰⁰</u>	\$ <u>268,332⁰⁰</u>
262	Aggregate Base Course, 21AA Limestone, 8 inch, C.I.P.	CY	3448.0	\$ <u>44⁵⁰</u>	\$ <u>154,470⁰⁰</u>
271	Portable, Changeable Message Sign, Furnish & Operate	Each	6.0	\$ <u>2,888⁰⁰</u>	\$ <u>17,328⁰⁰</u>
272	Plastic Drum - Lighted, Furnish and Operate	Each	223.0	\$ <u>25⁶⁵</u>	\$ <u>5,764⁵⁵</u>
TOTAL THIS PAGE				\$	<u>351,956⁰⁵</u>
(Also to be entered on page BF-7)					

BID FORM

Section 1-Schedule of Prices

Project: Pontiac Trail Improvements Project
 File #: 2012-032 Bid #: 4324

Item	Description	Unit	Estimated Quantity	Unit Price	Total Price
273	Type III Lighted Barricade, Furnish & Operate	Each	12.0	\$ <u>152⁰⁰</u>	\$ <u>1,824⁰⁰</u>
274	Temporary Type B Signs	SF	2378.0	\$ <u>35⁰⁰</u>	\$ <u>8,323⁰⁰</u>
275	Channelizing Device, 42 inch, Furnish & Operate	Each	15.0	\$ <u>197⁰⁰</u>	\$ <u>2,964⁰⁰</u>
280	Planting, Site Preparation, Max. (\$8,000)	LS	1.0	\$ <u>3,500⁰⁰</u>	\$ <u>3,500⁰⁰</u>
281	Norway spruce, (Picea abies), 6 feet	Each	18.0	\$ <u>295⁰⁰</u>	\$ <u>5,310⁰⁰</u>
282	American Elm, (Ulmus americana) Valley Forge or Princeton, 3-3.5 inch	Each	4.0	\$ <u>550⁰⁰</u>	\$ <u>2,200⁰⁰</u>
283	Hackberry (Celtis occidentalis), 3-3.5 inch	Each	7.0	\$ <u>625⁰⁰</u>	\$ <u>4,375⁰⁰</u>
284	Swamp White Oak (Quercus bicolor), 3-3.5 inch	Each	6.0	\$ <u>600⁰⁰</u>	\$ <u>3,600⁰⁰</u>
290	Landscape Maintenance and Warranty, 1st Year	LS	1.0	\$ <u>6,250⁰⁰</u>	\$ <u>6,250⁰⁰</u>
291	Landscape Maintenance and Warranty, 2nd Year	LS	1.0	\$ <u>6,250⁰⁰</u>	\$ <u>6,250⁰⁰</u>
292	Topsoil Surface, 4 inch	SY	9316.0	\$ <u>3⁰⁰</u>	\$ <u>27,948⁰⁰</u>
293	Hydroseeding	SY	9316.0	\$ <u>15⁰⁰</u>	\$ <u>13,974⁰⁰</u>
294	Gravel Filter Berm	LF	20.0	\$ <u>42⁰⁰</u>	\$ <u>840⁰⁰</u>
295	Check Dam	LF	180.0	\$ <u>40⁰⁰</u>	\$ <u>7,200⁰⁰</u>
297	Culvert End Section, C-76 CL IV RCP, 18 inch	Each	1.0	\$ <u>895⁰⁰</u>	\$ <u>895⁰⁰</u>
298	Galvanized Corrogate Metal Pipe, 12 inch	LF	150.0	\$ <u>29⁰⁰</u>	\$ <u>4,350⁰⁰</u>
305	8 inch SDR 26 PVC Trench Detail II, Modified	LF	535.0	\$ <u>110⁰⁰</u>	\$ <u>58,850⁰⁰</u>
TOTAL THIS PAGE				\$	<u>155,985⁰⁰</u>
(Also to be entered on page BF-7)					

BID FORM

Section 1-Schedule of Prices

Project: Pontiac Trail Improvements Project
 File #: 2012-032 Bid #: 4324

Item	Description	Unit	Estimated Quantity	Unit Price	Total Price
306	8 inch SDR 26 PVC Trench Detail V	LF	250.0	\$ <u>45⁰⁰</u>	\$ <u>11,250⁰⁰</u>
308	10 inch SDR 26 PVC Trench Detail II, Modified	LF	960.0	\$ <u>107⁴⁵</u>	\$ <u>103,152⁰⁰</u>
310	8 inch DIP Sewer Safe w/Polyethylene encasement, Trench Detail I, Modified	LF	1070.0	\$ <u>218²⁰</u>	\$ <u>233,474⁰⁰</u>
311	6 inch DIP Sewer Safe w/Polyethylene encasement, Trench Detail I, Modified	LF	40.0	\$ <u>160⁰⁰</u>	\$ <u>6,400⁰⁰</u>
312	10 inch DIP Sewer Safe w/Polyethylene encasement, Trench Detail I, Modified	LF	580.0	\$ <u>225⁰⁰</u>	\$ <u>130,500⁰⁰</u>
320	12 inch C-76 CL IV RCP, Trench Detail I, Modified	LF	25.0	\$ <u>35⁶⁰</u>	\$ <u>890⁰⁰</u>
321	18 inch C-76 CL IV RCP, Trench Detail I, Modified	LF	25.0	\$ <u>45⁰⁰</u>	\$ <u>1,125⁰⁰</u>
335	8 inch x 6 inch SDR 26 PVC Tee or Wye	Each	1.0	\$ <u>285⁰⁰</u>	\$ <u>285⁰⁰</u>
337	10 inch x 6 inch SDR 26 PVC Wye	Each	2.0	\$ <u>362⁰⁰</u>	\$ <u>724⁰⁰</u>
340	8 inch x 6 inch DIP Sewer Safe Tee or Wye	Each	8.0	\$ <u>1,430⁰⁰</u>	\$ <u>11,440⁰⁰</u>
341	10 inch x 6 inch DIP Sewer Safe Tee or Wye	Each	4.0	\$ <u>1,560⁰⁰</u>	\$ <u>6,240⁰⁰</u>
350	6 inch SDR 26 PVC Riser	VF	66.0	\$ <u>75⁶⁰</u>	\$ <u>4,992⁰⁰</u>
353	6 inch SDR 26 PVC Service Lead	LF	698.0	\$ <u>108⁰⁰</u>	\$ <u>75,384⁰⁰</u>
360	Type I Manhole 0-10 feet Deep, 4 foot dia.	Each	14.0	\$ <u>2,575⁰⁰</u>	\$ <u>36,050⁰⁰</u>
361	Type 1 Manhole Additional Depth, 4 foot dia.	VF	102.0	\$ <u>165⁰⁰</u>	\$ <u>16,830⁰⁰</u>
370	10 inch Drop Manhole Connection	Each	1.0	\$ <u>4,150⁰⁰</u>	\$ <u>4,150⁰⁰</u>
391	Pipe Undercut & Refill (6AA)	CY	200.0	\$ <u>1⁰⁰</u>	\$ <u>200⁰⁰</u>
400	12 inch, Class 50 DIP w/Polyethylene encasement, Trench Detail I, Modified	LF	71.0	\$ <u>89²⁰</u>	\$ <u>6,340⁰⁰</u>

TOTAL THIS PAGE \$ 649,439⁰⁰
 (Also to be entered on page BF-7)

BID FORM

Section 1-Schedule of Prices

Project: Pontiac Trail Improvements Project
 File #: 2012-032 Bid #: 4324

Item	Description	Unit	Estimated Quantity	Unit Price	Total Price
401	8 inch, Class 50 DIP w/Polyethylene, encasement, Trench Detail I, Modified	LF	1075.0	\$ <u>69⁵⁵</u>	\$ <u>75,088⁷⁵</u>
402	6 inch Class 50 DIP w/Polyethylene, encasement, Trench Detail I, Modified	LF	18.0	\$ <u>64⁵⁰</u>	\$ <u>1,161⁰⁰</u>
403	16 inch Class 50 DIP w/Polyethylene, encasement, Trench Detail I, Modified	LF	8.0	\$ <u>156⁵⁵</u>	\$ <u>1,252⁴⁰</u>
419	8 inch 45 Degree Bend	Each	3.0	\$ <u>638⁰⁰</u>	\$ <u>1,914⁰⁰</u>
420	8 inch x 6 inch Reducer	Each	5.0	\$ <u>710⁰⁰</u>	\$ <u>3,550⁰⁰</u>
421	16 inch x 8 inch Reducer	Each	1.0	\$ <u>1,788⁰⁰</u>	\$ <u>1,788⁰⁰</u>
422	12 inch x 6 inch Reducer	Each	2.0	\$ <u>690⁰⁰</u>	\$ <u>1,380⁰⁰</u>
430	24 inch x 12 inch x 12 inch Tee	Each	3.0	\$ <u>10,600⁰⁰</u>	\$ <u>31,800⁰⁰</u>
432	8 inch x 8 inch x 8 inch Tee	Each	3.0	\$ <u>1064⁰⁰</u>	\$ <u>3,192⁰⁰</u>
433	12 inch x 12 inch x 12 inch Tee	Each	3.0	\$ <u>1,773⁰⁰</u>	\$ <u>5,319⁰⁰</u>
440	Fire Hydrant Assembly	Each	6.0	\$ <u>4,680⁰⁰</u>	\$ <u>28,080⁰⁰</u>
442	12 inch Gate Valve-in Box	Each	3.0	\$ <u>2,970⁰⁰</u>	\$ <u>8,910⁰⁰</u>
443	8 inch Gate Valve-in Box	Each	2.0	\$ <u>1,860⁰⁰</u>	\$ <u>3,720⁰⁰</u>
449	8 inch Gate Valve-in Well	Each	1.0	\$ <u>4,000⁰⁰</u>	\$ <u>4,000⁰⁰</u>
453	24 inch x 12 inch Tapping Sleeve and Well	Each	1.0	\$ <u>10,600⁰⁰</u>	\$ <u>10,600⁰⁰</u>
460	Excavate and Backfill for Water Services, Taps and Leads	LF	660.0	\$ <u>43⁰⁰</u>	\$ <u>28,776⁰⁰</u>
502	Remove Concrete Curb & Gutter - Any Type	LF	354.0	\$ <u>6⁰⁰</u>	\$ <u>2,124⁰⁰</u>
583	Temporary Pavement Marking, 4 inch white or yellow, Type NR	LF	600.0	\$ <u>.25</u>	\$ <u>150⁰⁰</u>
590	Cold Plastic Pavt. Mrkg Bike Arrow	Each	27.0	\$ <u>110⁰⁰</u>	\$ <u>2,970⁰⁰</u>

TOTAL THIS PAGE \$ 215,775¹⁵
 (Also to be entered on page BF-7)

BID FORM

Section 1-Schedule of Prices

Project: Pontiac Trail Improvements Project
 File #: 2012-032 Bid #: 4324

<u>Item</u>	<u>Description</u>	<u>Unit</u>	<u>Estimated Quantity</u>	<u>Unit Price</u>	<u>Total Price</u>
591	Cold Plastic Pavt. Mrkg Bike Symbol	Each	27.0	\$ <u>120⁰⁰</u>	\$ <u>3240⁰⁰</u>
703	Inlet Filter	Each	8.0	\$ <u>175⁰⁰</u>	\$ <u>1400⁰⁰</u>
800	Silt Fence	LF	8381.0	\$ <u>2⁰⁰</u>	\$ <u>16762⁰⁰</u>
TOTAL THIS PAGE				\$	<u>21,402⁰⁰</u>
TOTAL FROM PAGE BF-1:				\$	<u>579,236⁷⁵</u>
TOTAL FROM PAGE BF-2:				\$	<u>631,394⁸⁵</u>
TOTAL FROM PAGE BF-3:				\$	<u>351,956⁶⁵</u>
TOTAL FROM PAGE BF-4:				\$	<u>155,985⁴⁰</u>
TOTAL FROM PAGE BF-5:				\$	<u>649,439⁷⁰</u>
TOTAL FROM PAGE BF-6:				\$	<u>21,402⁰⁰</u>
TOTAL BASE BID:				\$	<u><u>2,605,190⁵⁰</u></u>

BID FORM

Section 2 - Material and Equipment Alternates

The Base Bid price shall include materials and equipment selected from the designated items and manufacturers listed in the bidding documents. This is done to establish uniformity in bidding and to establish standards of quality for the items named.


If the Contractor wishes to quote alternate items for consideration by the City, it may do so under this Section. A complete description of the item and the proposed price differential must be provided. Unless approved at the time of award, substitutions where items are specifically named will be considered only as a negotiated change in Contract Sum.

<u>Item Number</u>	<u>Description</u>	<u>Add/Deduct Amount</u>
--------------------	--------------------	--------------------------

If the Bidder does not suggest any material or equipment alternate, the Bidder **MUST** complete the following statement:

For the work outlined in this request for bid, the bidder does NOT propose any material or equipment alternate under the contract.

Signature of Authorized Representative of Bidder



BF-8

BID FORM


Section 3 - Time Alternate

If the Bidder takes exception to the time stipulated in Article III of the Contract, Time of Completion, page C-1, it is requested to stipulate below its proposed time for performance of the work. Consideration will be given to time in evaluating bids.

If the Bidder does not suggest any time alternate, the Bidder **MUST** complete the following statement:

For the work outlined in this request for bid, the bidder does NOT propose any time alternate under the contract.

Signature of Authorized Representative of Bidder



BF-9

BID FORM

Section 4 - Subcontractors

For purposes of this contract, a Subcontractor is anyone (other than the Contractor) who performs work (other than or in addition to the furnishing of materials, plans or equipment) at or about the construction site, directly or indirectly for or on behalf of the Contractor (and whether or not in privity of contract with the Contractor), but shall not include any individual who furnishes merely the individual's own personal labor or services.


For the work outlined in these documents the Bidder expects to engage the following major subcontractors to perform the work identified.

<u>Subcontractor (Name and Address)</u>	<u>Work</u>	<u>Amount</u>
GK's Sons, Inc. 6784 Whitmore Lk. Rd. Whitmore Lk., MI. 48189	Concrete	\$ 71,947.00
P. K. Contracting 1963 Barnett Drive Troy, MI. 48064	Paint & Mfg.	\$ 51,509.00
Catillac Asphalt 1785 Rawsonville Rd Belleville, MI. 48111	Asphalt Paving	\$ 458,203.00

If the Bidder does not expect to engage any major subcontractor, the Bidder **MUST** complete the following statement:

For the work outlined in this request for bid, the bidder does NOT expect to engage any major subcontractor to perform work under the contract.

Signature of Authorized Representative of Bidder



CONTRACT

THIS AGREEMENT is made on the _____ day of _____, 2014, between the CITY OF ANN ARBOR, a Michigan Municipal Corporation, 301 E. Huron Street, Ann Arbor, Michigan 48104 (“City”) and _____ (“Contractor”)

(An individual/partnership/corporation, include state of incorporation)

(Address)

Based upon the mutual promises below, the Contractor and the City agree as follows:

ARTICLE I - Scope of Work

The Contractor agrees to furnish all of the materials, equipment and labor necessary; and to abide by all the duties and responsibilities applicable to it for the project titled “Yellowstone Water Main Replacement project.” in accordance with the requirements and provisions of the following documents, including all written modifications incorporated into any of the documents, which are incorporated as part of this Contract:

Human Rights Division Contract
Compliance Forms
Living Wage Declaration of
Compliance Forms
(if applicable)
Conflict of Interest
Bid Forms
Contract and Exhibits
Bonds

General Conditions
Standard Specifications
Detailed Specifications
Plans
Addenda

ARTICLE II - Definitions

Administering Service Area/Unit means Project Management Services Unit.

Supervising Professional means City Engineer acting personally or through any assistants authorized by the Administrator/Manager of the Administering Service Area/Unit.

Project means Pontiac Trail Improvements Project, Bid No. ITB – 4324.

ARTICLE III - Time of Completion

- (A) The work to be completed under this Contract shall begin immediately on the date specified in the Notice to Proceed issued by the City.
- (B) The entire work for this Contract shall be completed within scheduling requirements as specified in the Detailed Specifications.
- (C) Failure to complete all the work within the time specified above, including any extension granted in writing by the Supervising Professional, shall obligate the Contractor to pay the City, as liquidated damages and not as a penalty, an amount

specified in Detailed Specification for Project Schedule and Payment shown on Page DS-1. If any liquidated damages are unpaid by the Contractor, the City shall be entitled to deduct these unpaid liquidated damages from the monies due the Contractor.

As an independent requirement, where the Detailed Specifications identify certain portions of the work to be completed within a shorter period of time and the Contractor fails to complete each portion within the shorter period specified for each portion, including any extension granted in writing by the Project Supervisor, the City is entitled to deduct from the monies due the Contractor, as liquidated damages and not as a penalty, the amount identified in the Detailed Specifications for each portion of the work not timely completed for each calendar day of delay in completion of each portion of the work.

The liquidated damages are for the non-quantifiable aspects of any of the previously identified events and do not cover actual damages that can be shown or quantified nor are they intended to preclude recovery of actual damages in addition to the recovery of liquidated damages.

Liquidated damages under this section are in addition to any liquidated damages due under Section 5 of the General Conditions.

ARTICLE IV - The Contract Sum

- (A) The City shall pay to the Contractor for the performance of the Contract, the unit prices as given in the Bid Forms for the estimated total of:

_____ Dollars (\$_____)

- (B) The amount paid shall be equitably adjusted to cover changes in the work ordered by the Supervising Professional but not required by the contract documents.

ARTICLE V - Assignment

This Contract may not be assigned or subcontracted without the written consent of the City.

ARTICLE VI - Choice of Law

This Contract shall be construed, governed, and enforced in accordance with the laws of the State of Michigan. By executing this agreement, the Contractor and the City agree to venue in a court of appropriate jurisdiction sitting within Washtenaw County for purposes of any action arising under this Contract. The parties stipulate that the venue referenced in this Contract is for convenience and waive any claim of non-convenience.

Whenever possible, each provision of the contract will be interpreted in a manner as to be effective

and valid under applicable law. The prohibition or invalidity, under applicable law, of any provision will not invalidate the remainder of the contract.

ARTICLE VII - Relationship of the Parties

The parties of the Contract agree that it is not a contract of employment but is a contract to accomplish a specific result. Contractor is an independent contractor performing services for the City. Nothing contained in this Contract shall be deemed to constitute any other relationship between the City and the Contractor.

Contractor certifies that it has no personal or financial interest in the project other than the compensation it is to receive under the Contract. Contractor certifies that it is not, and shall not become, overdue or in default to the City for any contract, debt, or any other obligation to the City including real or personal property taxes. City shall have the right to set off any such debt against compensation awarded for services under this agreement.

ARTICLE VIII - Notice

All notices given under this contract shall be in writing, and shall be by personal delivery or by certified mail with return receipt requested to the parties at their respective addresses as specified in the contract documents or other address the Contractor may specify in writing.

ARTICLE IX - Indemnification

To the fullest extent permitted by law, Contractor shall indemnify, defend and hold harmless the City, its officers, employees and agents harmless from all suits, claims, judgments and expenses including attorney's fees resulting or alleged to result, in whole or in part, from any act or omission, which is in any way connected or associated with this contract, by the Contractor or anyone acting on the Contractor's behalf under this contract. Contractor shall not be responsible to indemnify the City for losses or damages caused by or resulting from the City's sole negligence.

ARTICLE X - Entire Agreement

This Contract represents the entire understanding between the City and the Contractor and it supersedes all prior representations or agreements whether written or oral. Neither party has relied on any prior representations in entering into this Contract. This Contract may be altered, amended or modified only by written amendment signed by the City and the Contractor.

FOR CONTRACTOR

By _____

Its: _____

FOR THE CITY OF ANN ARBOR

By _____

John Hieftje, Mayor

By _____

Jacqueline Beaudry, City Clerk

Approved as to substance

By _____

Steven D. Powers, City Administrator

By _____

Craig Hupy
Public Services Area Administrator

Approved as to form and content

Stephen K. Postema, City Attorney

PERFORMANCE BOND

- (1) _____ of _____ (referred to as "Principal"), and _____, a corporation duly authorized to do business in the State of Michigan (referred to as "Surety"), are bound to the City of Ann Arbor, Michigan (referred to as "City"), for \$ _____, the payment of which Principal and Surety bind themselves, their heirs, executors, administrators, successors and assigns, jointly and severally, by this bond.
- (2) The Principal has entered a written contract with the City dated _____, 2014, for: Pontiac Trail Improvements Project, Bid No. 4324 and this bond is given for that contract in compliance with Act No. 213 of the Michigan Public Acts of 1963, as amended, being MCL 129.201 et seq.
- (3) Whenever the Principal is declared by the City to be in default under the contract, the Surety may promptly remedy the default or shall promptly:
- (a) complete the contract in accordance with its terms and conditions; or
 - (b) obtain a bid or bids for submission to the City for completing the contract in accordance with its terms and conditions, and upon determination by Surety of the lowest responsible bidder, arrange for a contract between such bidder and the City, and make available, as work progresses, sufficient funds to pay the cost of completion less the balance of the contract price; but not exceeding, including other costs and damages for which Surety may be liable hereunder, the amount set forth in paragraph 1.
- (4) Surety shall have no obligation to the City if the Principal fully and promptly performs under the contract.
- (5) Surety agrees that no change, extension of time, alteration or addition to the terms of the contract or to the work to be performed thereunder, or the specifications accompanying it shall in any way affect its obligations on this bond, and waives notice of any such change, extension of time, alteration or addition to the terms of the contract or to the work, or to the specifications.

SIGNED AND SEALED this _____ day of _____, 2014.

(Name of Surety Company)

(Name of Principal)

By

(Signature)

By

(Signature)

Its

(Title of Office)

Its

(Title of Office)

Name and address of agent:

Approved as to form:

Stephen K. Postema, City Attorney

LABOR AND MATERIAL BOND

(1) _____ of _____, (referred to as "Principal"), and _____, a corporation duly authorized to do business in the State of Michigan, (referred to as "Surety"), are bound to the City of Ann Arbor, Michigan (referred to as "City"), for the use and benefit of claimants as defined in Act 213 of Michigan Public Acts of 1963, as amended, being MCL 129.201 et seq., in the amount of \$ _____, for the payment of which Principal and Surety bind themselves, their heirs, executors, administrators, successors and assigns, jointly and severally, by this bond.

- (2) The Principal has entered a written contract with the City, dated _____, 2014, for Pontiac Trail Improvements Project, Bid No. 4324; and this bond is given for that contract in compliance with Act No. 213 of the Michigan Public Acts of 1963 as amended;
- (3) If the Principal fails to promptly and fully repay claimants for labor and material reasonably required under the contract, the Surety shall pay those claimants.
- (4) Surety's obligations shall not exceed the amount stated in paragraph 1, and Surety shall have no obligation if the Principal promptly and fully pays the claimants.

SIGNED AND SEALED this _____ day of _____, 20__.

(Name of Surety Company)	(Name of Principal)
By	By
(Signature)	(Signature)
Its	Its
(Title of Office)	(Title of Office)

Approved as to form: _____ Name and address of agent: _____

Stephen K. Postema, City Attorney

GENERAL CONDITIONS

Section 1 - Execution, Correlation and Intent of Documents

The contract documents shall be signed in 2 copies by the City and the Contractor.

The contract documents are complementary and what is called for by any one shall be binding. The intention of the documents is to include all labor and materials, equipment and transportation necessary for the proper execution of the work. Materials or work described in words which so applied have a well-known technical or trade meaning have the meaning of those recognized standards.

In case of a conflict among the contract documents listed below in any requirement(s), the requirement(s) of the document listed first shall prevail over any conflicting requirement(s) of a document listed later.

(1) Addenda in reverse chronological order; (2) Detailed Specifications; (3) Standard Specifications; (4) Plans; (5) General Conditions; (6) Contract; (7) Bid Forms; (8) Bond Forms; (9) Bid.

Section 2 - Order of Completion

The Contractor shall submit with each invoice, and at other times reasonably requested by the Supervising Professional, schedules showing the order in which the Contractor proposes to carry on the work. They shall include the dates at which the Contractor will start the several parts of the work, the estimated dates of completion of the several parts, and important milestones within the several parts.

Section 3 - Familiarity with Work

The Bidder or its representative shall make personal investigations of the site of the work and of existing structures and shall determine to its own satisfaction the conditions to be encountered, the nature of the ground, the difficulties involved, and all other factors affecting the work proposed under this Contract. The Bidder to whom this Contract is awarded will not be entitled to any additional compensation unless conditions are clearly different from those which could reasonably have been anticipated by a person making diligent and thorough investigation of the site.

The Bidder shall immediately notify the City upon discovery, and in every case prior to submitting its Bid, of every error or omission in the bidding documents that would be identified by a reasonably competent, diligent Bidder. In no case will a Bidder be allowed the benefit of extra compensation or time to complete the work under this Contract for extra expenses or time spent as a result of the error or omission.

Section 4 - Wage Requirements

Under this Contract, the Contractor shall conform to Chapter 14 of Title I of the Code of the City of Ann Arbor as amended; which in part states "...that all craftsmen, mechanics and laborers employed directly on the site in connection with said improvements, including said employees of subcontractors, shall receive the prevailing wage for the corresponding classes of craftsmen, mechanics and laborers, as determined by statistics for the Ann Arbor area compiled by the United States Department of Labor. At the request of the City, any contractor or subcontractor shall provide satisfactory proof of compliance with the contract provisions required by the Section."

Where the Contract and the Ann Arbor City Ordinance are silent as to definitions of terms required in determining contract compliance with regard to prevailing wages, the definitions provided in the Davis-Bacon Act as amended (40 U.S.C. 278-a to 276-a-7) for the terms shall be used.

Further, to the extent that any employees of the Contractor providing services under this contract are not part of the class of craftsmen, mechanics and laborers who receive a prevailing wage in conformance with Section 1:319 of Chapter 14 of Title I of the Code of the City of Ann Arbor, the Contractor agrees to conform to Chapter 23 of Title I of the Code of the City of Ann Arbor, as amended, which in part states:

1:814. Applicability.

- (1) This Chapter shall apply to any person that is a contractor/vendor or grantee as defined in Section 1:813 that employs or contracts with five (5) or more individuals; provided, however, that this Chapter shall not apply to a non-profit contractor/vendor or non-profit grantee unless it employs or contracts with ten (10) or more individuals.
- (2) This Chapter shall apply to any grant, contract, or subcontract or other form of financial assistance awarded to or entered into with a contractor/vendor or grantee after the effective date of this Chapter and to the extension or renewal after the effective date of this Chapter of any grant, contract, or subcontract or other form of financial assistance with a contractor/vendor or grantee.

1:815. Living Wages Required.

- (1) Every contractor/vendor or grantee, as defined in Section 1:813, shall pay its covered employees a living wage as established in this Section.
 - (a) For a covered employer that provides employee health care to its employees, the living wage shall be \$9.42 an hour, or the adjusted amount hereafter established under Section 1:815(3).
 - (b) For a covered employer that does not provide health care to its employees, the living wage shall be \$10.91 a hour, or the adjusted amount hereafter established under Section 1:815(3).
- (2) In order to qualify to pay the living wage rate for covered employers providing employee health care under subsection 1:815(1)(a), a covered employer shall furnish proof of said health care coverage and payment therefor to the City Administrator or his/her designee.

- (3) The amount of the living wage established in this Section shall be adjusted upward no later than April 30, 2002, and every year thereafter by a percentage equal to the percentage increase, if any, in the federal poverty guidelines as published by the United States Department of Health and Human Services for the years 2001 and 2002. Subsequent annual adjustments shall be based upon the percentage increase, if any, in the United States Department of Health and Human Services poverty guidelines when comparing the prior calendar year's poverty guidelines to the present calendar year's guidelines. The applicable percentage amount will be converted to an amount in cents by multiplying the existing wage under Section 1.815(1)(b) by said percentage, rounding upward to the next cent, and adding this amount of cents to the existing living wage levels established under Sections 1:815(1)(a) and 1:815(1)(b). Prior to April 1 of each calendar year, the City will notify any covered employer of this adjustment by posting a written notice in a prominent place in City Hall, and, in the case of a covered employer that has provided an address of record to the City, by a written letter to each such covered employer.

Contractor agrees that all subcontracts entered into by the Contractor shall contain similar wage provision covering subcontractor's employees who perform work on this contract.

Section 5 - Non-Discrimination

The Contractor agrees to comply, and to require its subcontractor(s) to comply, with the nondiscrimination provisions of Section 209 of the Elliot-Larsen Civil Rights Act (MCL 37.2209). The Contractor further agrees to the nondiscrimination provisions of Chapter 112 of the Ann Arbor City Code and to take affirmative action to assure that applicants are employed and that employees are treated during employment in a manner which provides equal employment. The Contractor agrees to comply with the provisions of Section 9:161 of Chapter 112 of the Ann Arbor City Code and in particular the following excerpts:

9:161 NONDISCRIMINATION BY CITY CONTRACTORS

- (1) All contractors proposing to do business with the City of Ann Arbor shall satisfy the nondiscrimination administrative policy adopted by the City Administrator in accordance with the guidelines of this section. All contractors shall receive approval from the Director prior to entering into a contract with the City, unless specifically exempted by administrative policy. All City contractors shall take affirmative action to insure that applicants are employed and that employees are treated during employment in a manner which provides equal employment opportunity and tends to eliminate inequality based upon race, national origin or sex.
- (2) Each prospective contractor shall submit to the City data showing current total employment by occupational category, sex and minority group. If, after verifying this data, the Director concludes that it indicates total minority and female employment commensurate with their availability within the contractor's labor recruitment area, i.e., the area from which the contractor can reasonably be expected to recruit, said contractor shall be accepted by the Director as having fulfilled affirmative action requirements for a period of one year at which time the Director shall conduct another review. Other contractors shall develop an affirmative action program in conjunction with the Director. Said program shall include specific goals and timetables for the hiring and promotion of minorities and females. Said

goals shall reflect the availability of minorities and females within the contractor's labor recruitment area. In the case of construction contractors, the Director shall use for employment verification the labor recruitment area of the Ann Arbor-Ypsilanti standard metropolitan statistical area. Construction contractors determined to be in compliance shall be accepted by the Director as having fulfilled affirmative action requirements for a period of six (6) months at which time the Director shall conduct another review.

- (3) In hiring for construction projects, contractors shall make good faith efforts to employ local persons, so as to enhance the local economy.
- (4) All contracts shall include provisions through which the contractor agrees, in addition to any other applicable Federal or State labor laws:
 - (a) To set goals, in conference with the Human Resources Director, for each job category or division of the work force used in the completion of the City work;
 - (b) To provide periodic reports concerning the progress the contractor has made in meeting the affirmative action goals it has agreed to;
 - (c) To permit the Director access to all books, records and accounts pertaining to its employment practices for the purpose of determining compliance with the affirmative action requirements.
- (5) The Director shall monitor the compliance of each contractor with the nondiscrimination provisions of each contract. The Director shall develop procedures and regulations consistent with the administrative policy adopted by the City Administrator for notice and enforcement of non-compliance. Such procedures and regulations shall include a provision for the posting of contractors not in compliance.
- (6) All City contracts shall provide further that breach of the obligation not to discriminate shall be a material breach of the contract for which the City shall be entitled, at its option, to do any or all of the following:
 - (a) To cancel, terminate, or suspend the contract in whole or part and/or refuse to make any required periodic payments under the contract;
 - (b) Declare the contractor ineligible for the award of any future contracts with the City for a specified length of time;
 - (c) To recover liquidated damages of a specified sum, said sum to be that percentage of the labor expenditure for the time period involved which would have accrued to minority group members had the affirmative action not been breached;

(d) Impose for each day of non-compliance, liquidated damages of a specified sum, based upon the following schedule:

<u>Contract Amount</u>	<u>Assessed Damages Per Day of Non-Compliance</u>
\$ 10,000 - 24,999	\$ 25.00
25,000 - 99,999	50.00
100,000 - 199,999	100.00
200,000 - 499,999	150.00
500,000 - 1,499,999	200.00
1,500,000 - 2,999,999	250.00
3,000,000 - 4,999,999	300.00
5,000,000 - and above	500.00

(e) In addition the contractor shall be liable for any costs or expenses incurred by the City of Ann Arbor in obtaining from other sources the work and services to be rendered or performed or the goods or properties to be furnished or delivered to the City under this contract.

Section 6 - Materials, Appliances, Employees

Unless otherwise stipulated, the Contractor shall provide and pay for all materials, labor, water, tools, equipment, light, power, transportation, and other facilities necessary or used for the execution and completion of the work. Unless otherwise specified, all materials incorporated in the permanent work shall be new, and both workmanship and materials shall be of the highest quality. The Contractor shall, if required, furnish satisfactory evidence as to the kind and quality of materials.

The Contractor shall at all times enforce strict discipline and good order among its employees, and shall seek to avoid employing on the work any unfit person or anyone not skilled in the work assigned.

Adequate sanitary facilities shall be provided by the Contractor.

Section 7 - Qualifications for Employment

The Contractor shall employ competent laborers and mechanics for the work under this Contract. For work performed under this Contract, employment preference shall be given to qualified local residents.

Section 8 - Royalties and Patents

The Contractor shall pay all royalties and license fees. It shall defend all suits or claims for infringements of any patent rights and shall hold the City harmless from loss on account of infringement except that the City shall be responsible for all infringement loss when a particular process or the product of a particular manufacturer or manufacturers is specified, unless the City has notified the Contractor prior to the signing of the Contract that the particular process or product is patented or is believed to be patented.

Section 9 - Permits and Regulations

The Contractor must secure and pay for all permits, permit or plan review fees and licenses necessary for the prosecution of the work. These include but are not limited to City building permits, right-of-way permits, lane closure permits, right-of-way occupancy permits, and the like. The City shall secure and pay for easements shown on the plans unless otherwise specified.

The Contractor shall give all notices and comply with all laws, ordinances, rules and regulations bearing on the conduct of the work as drawn and specified. If the Contractor observes that the contract documents are at variance with those requirements, it shall promptly notify the Supervising Professional in writing, and any necessary changes shall be adjusted as provided in the Contract for changes in the work.

Section 10 - Protection of the Public and of Work and Property

The Contractor is responsible for the means, methods, sequences, techniques and procedures of construction and safety programs associated with the work contemplated by this contract. The Contractor, its agents or sub-contractors, shall comply with the "General Rules and Regulations for the Construction Industry" as published by the Construction Safety Commission of the State of Michigan and to all other local, State and National laws, ordinances, rules and regulations pertaining to safety of persons and property.

The Contractor shall take all necessary and reasonable precautions to protect the safety of the public. It shall continuously maintain adequate protection of all work from damage, and shall take all necessary and reasonable precautions to adequately protect all public and private property from injury or loss arising in connection with this Contract. It shall make good any damage, injury or loss to it's work and to public and private property resulting from lack of reasonable protective precautions, except as may be due to errors in the contract documents, or caused by agents or employees of the City. The Contractor shall obtain and maintain sufficient insurance to cover damage to any City property at the site by any cause.

In an emergency affecting the safety of life, or the work, or of adjoining property, the Contractor is, without special instructions or authorization from the Supervising Professional, permitted to act at its discretion to prevent the threatened loss or injury. It shall also so act, without appeal, if authorized or instructed by the Supervising Professional.

Any compensation claimed by the Contractor for emergency work shall be determined by agreement or in accordance with the terms of Claims for Extra Cost - Section 15.

Section 11 - Inspection of Work

The City shall provide sufficient competent personnel for the inspection of the work.

The Supervising Professional shall at all times have access to the work whenever it is in preparation or progress, and the Contractor shall provide proper facilities for access and for inspection.

If the specifications, the Supervising Professional's instructions, laws, ordinances, or any public authority require any work to be specially tested or approved, the Contractor shall give the Supervising Professional timely notice of its readiness for inspection, and if the inspection is by an authority other than the Supervising Professional, of the date fixed for the inspection. Inspections by the Supervising Professional shall be made promptly, and where practicable at the source of supply.

If any work should be covered up without approval or consent of the Supervising Professional, it must, if required by the Supervising Professional, be uncovered for examination and properly restored at the Contractor's expense.

Re-examination of any work may be ordered by the Supervising Professional, and, if so ordered, the work must be uncovered by the Contractor. If the work is found to be in accordance with the contract documents, the City shall pay the cost of re-examination and replacement. If the work is not in accordance with the contract documents, the Contractor shall pay the cost.

Section 12 - Superintendence

The Contractor shall keep on the work site, during its progress, a competent superintendent and any necessary assistants, all satisfactory to the Supervising Professional. The superintendent will be responsible to perform all on-site project management for the Contractor. The superintendent shall be experienced in the work required for this Contract. The superintendent shall represent the Contractor and all direction given to the superintendent shall be binding as if given to the Contractor. Important directions shall immediately be confirmed in writing to the Contractor. Other directions will be confirmed on written request. The Contractor shall give efficient superintendence to the work, using its best skill and attention.

Section 13 - Changes in the Work

The City may make changes to the quantities of work within the general scope of the Contract at any time by a written order and without notice to the sureties. If the changes add to or deduct from the extent of the work, the Contract Sum shall be adjusted accordingly. All the changes shall be executed under the conditions of the original Contract except that any claim for extension of time caused by the change shall be adjusted at the time of ordering the change.

In giving instructions, the Supervising Professional shall have authority to make minor changes in the work not involving extra cost and not inconsistent with the purposes of the work, but otherwise, except in an emergency endangering life or property, no extra work or change shall be made unless in pursuance of a written order by the Supervising Professional, and no claim for an addition to the Contract Sum shall be valid unless the additional work was ordered in writing.

The Contractor shall proceed with the work as changed and the value of the work shall be determined as provided in Claims for Extra Cost - Section 15.

Section 14 - Extension of Time

Extension of time stipulated in the Contract for completion of the work will be made if and as the Supervising Professional may deem proper under any of the following circumstances:

- (1) When work under an extra work order is added to the work under this Contract;
- (2) When the work is suspended as provided in Section 20;
- (3) When the work of the Contractor is delayed on account of conditions which could not have been foreseen, or which were beyond the control of the Contractor, and which were not the result of its fault or negligence;

- (4) Delays in the progress of the work caused by any act or neglect of the City or of its employees or by other Contractors employed by the City;
- (5) Delay due to an act of Government;
- (6) Delay by the Supervising Professional in the furnishing of plans and necessary information;
- (7) Other cause which in the opinion of the Supervising Professional entitles the Contractor to an extension of time.

The Contractor shall notify the Supervising Professional within 7 days of an occurrence or conditions which, in the Contractor's opinion, entitle it to an extension of time. The notice shall be in writing and submitted in ample time to permit full investigation and evaluation of the Contractor's claim. The Supervising Professional shall acknowledge receipt of the Contractor's notice within 7 days of its receipt. Failure to timely provide the written notice shall constitute a waiver by the Contractor of any claim.

In situations where an extension of time in contract completion is appropriate under this or any other section of the contract, the Contractor understands and agrees that the only available adjustment for events that cause any delays in contract completion shall be extension of the required time for contract completion and that there shall be no adjustments in the money due the Contractor on account of the delay.

Section 15 - Claims for Extra Cost

If the Contractor claims that any instructions by drawings or other media issued after the date of the Contract involved extra cost under this Contract, it shall give the Supervising Professional written notice within 7 days after the receipt of the instructions, and in any event before proceeding to execute the work, except in emergency endangering life or property. The procedure shall then be as provided for Changes in the Work-Section 13. No claim shall be valid unless so made.

If the Supervising Professional orders, in writing, the performance of any work not covered by the contract documents, and for which no item of work is provided in the Contract, and for which no unit price or lump sum basis can be agreed upon, then the extra work shall be done on a Cost-Plus-Percentage basis of payment as follows:

- (1) The Contractor shall be reimbursed for all reasonable costs incurred in doing the work, and shall receive an additional payment of 15% of all the reasonable costs to cover both its indirect overhead costs and profit;
- (2) The term "Cost" shall cover all payroll charges for employees and supervision required under the specific order, together with all worker's compensation, Social Security, pension and retirement allowances and social insurance, or other regular payroll charges on same; the cost of all material and supplies required of either temporary or permanent character; rental of all power-driven equipment at agreed upon rates, together with cost of fuel and supply charges for the equipment; and any costs incurred by the Contractor as a direct result of executing the order, if approved by the Supervising Professional;
- (3) If the extra is performed under subcontract, the subcontractor shall be allowed to compute its charges as described above. The Contractor shall be permitted to add an additional charge of 5% percent to that of the subcontractor for the Contractor's supervision and contractual

responsibility;

- (4) The quantities and items of work done each day shall be submitted to the Supervising Professional in a satisfactory form on the succeeding day, and shall be approved by the Supervising Professional and the Contractor or adjusted at once;
- (5) Payments of all charges for work under this Section in any one month shall be made along with normal progress payments. Retainage shall be in accordance with Progress Payments-Section 16.

No additional compensation will be provided for additional equipment, materials, personnel, overtime or special charges required to perform the work within the time requirements of the Contract.

When extra work is required and no suitable price for machinery and equipment can be determined in accordance with this Section, the hourly rate paid shall be 1/40 of the basic weekly rate listed in the Rental Rate Blue Book published by Dataquest Incorporated and applicable to the time period the equipment was first used for the extra work. The hourly rate will be deemed to include all costs of operation such as bucket or blade, fuel, maintenance, "regional factors", insurance, taxes, and the like, but not the costs of the operator.

Section 16 - Progress Payments

The Contractor shall submit each month, or at longer intervals, if it so desires, an invoice covering work performed for which it believes payment, under the Contract terms, is due. The submission shall be to the City's Finance Department - Accounting Division. The Supervising Professional will, within 10 days following submission of the invoice, prepare a certificate for payment for the work in an amount to be determined by the Supervising Professional as fairly representing the acceptable work performed during the period covered by the Contractor's invoice. To insure the proper performance of this Contract, the City will retain a percentage of the estimate in accordance with Act 524, Public Acts of 1980. The City will then, following the receipt of the Supervising Professional's Certificate, make payment to the Contractor as soon as feasible, which is anticipated will be within 15 days.

An allowance may be made in progress payments if substantial quantities of permanent material have been delivered to the site but not incorporated in the completed work if the Contractor, in the opinion of the Supervising Professional, is diligently pursuing the work under this Contract. Such materials shall be properly stored and adequately protected. Allowance in the estimate shall be at the invoice price value of the items. Notwithstanding any payment of any allowance, all risk of loss due to vandalism or any damages to the stored materials remains with the Contractor.

In the case of Contracts which include only the Furnishing and Delivering of Equipment, the payments shall be; 60% of the Contract Sum upon the delivery of all equipment to be furnished, or in the case of delivery of a usable portion of the equipment in advance of the total equipment delivery, 60% of the estimated value of the portion of the equipment may be paid upon its delivery in advance of the time of the remainder of the equipment to be furnished; 30% of the Contract Sum upon completion of erection of all equipment furnished, but not later than 60 days after the date of delivery of all of the equipment to be furnished; and payment of the final 10% on final completion of erection, testing and acceptance of all the equipment to be furnished; but not later than 180 days after the date of delivery of all of the equipment to be furnished, unless testing has been completed and shows the equipment to be unacceptable.

With each invoice for periodic payment, the Contractor shall enclose a Contractor's Declaration - Section 43, and an updated project schedule per Order of Completion - Section 2.

Section 17 - Deductions for Uncorrected Work

If the Supervising Professional decides it is inexpedient to correct work that has been damaged or that was not done in accordance with the Contract, an equitable deduction from the Contract price shall be made.

Section 18 - Correction of Work Before Final Payment

The Contractor shall promptly remove from the premises all materials condemned by the Supervising Professional as failing to meet Contract requirements, whether incorporated in the work or not, and the Contractor shall promptly replace and re-execute the work in accordance with the Contract and without expense to the City and shall bear the expense of making good all work of other contractors destroyed or damaged by the removal or replacement.

If the Contractor does not remove the condemned work and materials within 10 days after written notice, the City may remove them and, if the removed material has value, may store the material at the expense of the Contractor. If the Contractor does not pay the expense of the removal within 10 days thereafter, the City may, upon 10 days written notice, sell the removed materials at auction or private sale and shall pay to the Contractor the net proceeds, after deducting all costs and expenses that should have been borne by the Contractor. If the removed material has no value, the Contractor must pay the City the expenses for disposal within 10 days of invoice for the disposal costs.

The inspection or lack of inspection of any material or work pertaining to this Contract shall not relieve the Contractor of its obligation to fulfill this Contract and defective work shall be made good. Unsuitable materials may be rejected by the Supervising Professional notwithstanding that the work and materials have been previously overlooked by the Supervising Professional and accepted or estimated for payment or paid for. If the work or any part shall be found defective at any time before the final acceptance of the whole work, the Contractor shall forthwith make good the defect in a manner satisfactory to the Supervising Professional. The judgment and the decision of the Supervising Professional as to whether the materials supplied and the work done under this Contract comply with the requirements of the Contract shall be conclusive and final.

Section 19 - Acceptance and Final Payment

Upon receipt of written notice that the work is ready for final inspection and acceptance, the Supervising Professional will promptly make the inspection. When the Supervising Professional finds the work acceptable under the Contract and the Contract fully performed, the Supervising Professional will promptly sign and issue a final certificate stating that the work required by this Contract has been completed and is accepted by the City under the terms and conditions of the Contract. The entire balance found to be due the Contractor, including the retained percentage, shall be paid to the Contractor by the City within 30 days after the date of the final certificate.

Before issuance of final certificates, the Contractor shall file with the City:

- (1) The consent of the surety to payment of the final estimate;
- (2) The Contractor's Affidavit in the form required by Section 44.

In case the Affidavit or consent is not furnished, the City may retain out of any amount due the Contractor, sums sufficient to cover all lienable claims.

The making and acceptance of the final payment shall constitute a waiver of all claims by the City except those arising from:

- (1) unsettled liens;
- (2) faulty work appearing within 12 months after final payment;
- (3) hidden defects in meeting the requirements of the plans and specifications;
- (4) manufacturer's guarantees.

It shall also constitute a waiver of all claims by the Contractor, except those previously made and still unsettled.

Section 20 - Suspension of Work

The City may at any time suspend the work, or any part by giving 5 days notice to the Contractor in writing. The work shall be resumed by the Contractor within 10 days after the date fixed in the written notice from the City to the Contractor to do so. The City shall reimburse the Contractor for expense incurred by the Contractor in connection with the work under this Contract as a result of the suspension.

If the work, or any part, shall be stopped by the notice in writing, and if the City does not give notice in writing to the Contractor to resume work at a date within 90 days of the date fixed in the written notice to suspend, then the Contractor may abandon that portion of the work suspended and will be entitled to the estimates and payments for all work done on the portions abandoned, if any, plus 10% of the value of the work abandoned, to compensate for loss of overhead, plant expense, and anticipated profit.

Section 21 - Delays and The City's Right to Terminate Contract

If the Contractor refuses or fails to prosecute the work, or any separate part of it, with the diligence required to insure completion, ready for operation, within the allowable number of consecutive calendar days specified plus extensions, or fails to complete the work within the required time, the City may, by written notice to the Contractor, terminate its right to proceed with the work or any part of the work as to which there has been delay. After providing the notice the City may take over the work and prosecute it to completion, by contract or otherwise, and the Contractor and its sureties shall be liable to the City for any excess cost to the City. If the Contractor's right to proceed is terminated, the City may take possession of and utilize in completing the work, any materials, appliances and plant as may be on the site of the work and useful for completing the work. The right of the Contractor to proceed shall not be terminated or the Contractor charged with liquidated damages where an extension of time is granted under Extension of Time - Section 14.

If the Contractor is adjudged a bankrupt, or if it makes a general assignment for the benefit of creditors, or if a receiver is appointed on account of its insolvency, or if it persistently or repeatedly refuses or fails except in cases for which extension of time is provided, to supply enough properly skilled workers or proper materials, or if it fails to make prompt payments to subcontractors or for material or labor, or persistently disregards laws, ordinances or the instructions of the Supervising Professional, or otherwise is guilty of a substantial violation of any provision of the Contract, then the City, upon the certificate of the Supervising Professional that sufficient cause exists to justify

such action, may, without prejudice to any other right or remedy and after giving the Contractor 3 days written notice, terminate this Contract. The City may then take possession of the premises and of all materials, tools and appliances thereon and without prejudice to any other remedy it may have, make good the deficiencies or finish the work by whatever method it may deem expedient, and deduct the cost from the payment due the Contractor. The Contractor shall not be entitled to receive any further payment until the work is finished. If the expense of finishing the work, including compensation for additional managerial and administrative services exceeds the unpaid balance of the Contract Sum, the Contractor and its surety are liable to the City for any excess cost incurred. The expense incurred by the City, and the damage incurred through the Contractor's default, shall be certified by the Supervising Professional.

Section 22 - Contractor's Right to Terminate Contract

If the work should be stopped under an order of any court, or other public authority, for a period of 3 months, through no act or fault of the Contractor or of anyone employed by it, then the Contractor may, upon 7 days written notice to the City, terminate this Contract and recover from the City payment for all acceptable work executed plus reasonable profit.

Section 23 - City's Right To Do Work

If the Contractor should neglect to prosecute the work properly or fail to perform any provision of this Contract, the City, 3 days after giving written notice to the Contractor and its surety may, without prejudice to any other remedy the City may have, make good the deficiencies and may deduct the cost from the payment due to the Contractor.

Section 24 - Removal of Equipment and Supplies

In case of termination of this Contract before completion, from any or no cause, the Contractor, if notified to do so by the City, shall promptly remove any part or all of its equipment and supplies from the property of the City, failing which the City shall have the right to remove the equipment and supplies at the expense of the Contractor.

The removed equipment and supplies may be stored by the City and, if all costs of removal and storage are not paid by the Contractor within 10 days of invoicing, the City upon 10 days written notice may sell the equipment and supplies at auction or private sale, and shall pay the Contractor the net proceeds after deducting all costs and expenses that should have been borne by the Contractor and after deducting all amounts claimed due by any lien holder of the equipment or supplies.

Section 25 - Responsibility for Work and Warranties

The Contractor assumes full responsibility for any and all materials and equipment used in the construction of the work and may not make claims against the City for damages to materials and equipment from any cause except negligence or willful act of the City. Until its final acceptance, the Contractor shall be responsible for damage to or destruction of the project (except for any part covered by Partial Completion and Acceptance - Section 26). The Contractor shall make good all work damaged or destroyed before acceptance. All risk of loss remains with the Contractor until final acceptance of the work (Section 19) or partial acceptance (Section 26). The Contractor is advised to investigate obtaining its own builders risk insurance.

The Contractor shall guarantee the quality of the work for a period of one year. The Contractor shall

also unconditionally guarantee the quality of all equipment and materials that are furnished and installed under the contract for a period of one year. At the end of one year after the Contractor's receipt of final payment, the complete work, including equipment and materials furnished and installed under the contract, shall be inspected by the Contractor and the Supervising Professional. Any defects shall be corrected by the Contractor at its expense as soon as practicable but in all cases within 60 days. Any defects that are identified prior to the end of one year shall also be inspected by the Contractor and the Supervising Professional and shall be corrected by the Contractor at its expense as soon as practicable but in all cases within 60 days.

The Contractor shall assign all manufacturer or material supplier warranties to the City prior to final payment. The assignment shall not relieve the Contractor of its obligations under this paragraph to correct defects.

Section 26 - Partial Completion and Acceptance

If at any time prior to the issuance of the final certificate referred to in Acceptance and Final Payment - Section 19, any portion of the permanent construction has been satisfactorily completed, and if the Supervising Professional determines that portion of the permanent construction is not required for the operations of the Contractor but is needed by the City, the Supervising Professional shall issue to the Contractor a certificate of partial completion, and immediately the City may take over and use the portion of the permanent construction described in the certificate, and exclude the Contractor from that portion.

The issuance of a certificate of partial completion shall not constitute an extension of the Contractor's time to complete the portion of the permanent construction to which it relates if the Contractor has failed to complete it in accordance with the terms of this Contract. The issuance of the certificate shall not release the Contractor or its sureties from any obligations under this Contract including bonds.

If prior use increases the cost of, or delays the work, the Contractor shall be entitled to extra compensation, or extension of time, or both, as the Supervising Professional may determine.

Section 27 - Payments Withheld Prior to Final Acceptance of Work

The City may withhold or, on account of subsequently discovered evidence, nullify the whole or part of any certificate to the extent reasonably appropriate to protect the City from loss on account of:

- (1) Defective work not remedied;
- (2) Claims filed or reasonable evidence indicating probable filing of claims by other parties against the Contractor;
- (3) Failure of the Contractor to make payments properly to subcontractors or for material or labor;
- (4) Damage to another Contractor.

When the above grounds are removed or the Contractor provides a Surety Bond satisfactory to the City which will protect the City in the amount withheld, payment shall be made for amounts withheld under this section.

Section 28 - Contractor's Insurance

A. The Contractor shall procure and maintain during the life of this Contract, including the guarantee period and during any warranty work, such insurance policies, including those set forth below, as will protect itself from all claims for bodily injuries, death or property damage which may arise under this Contract; whether the acts were made by the Contractor or by any subcontractor or anyone employed by them directly or indirectly. The following insurance policies are required:

1. Worker's Compensation Insurance in accordance with all applicable state and federal statutes. Further, Employers Liability Coverage shall be obtained in the following minimum amounts:

Bodily Injury by Accident - \$500,000 each accident

Bodily Injury by Disease - \$500,000 each employee

Bodily Injury by Disease - \$500,000 each policy limit

2. Commercial General Liability Insurance equivalent to, as a minimum, Insurance Services Office form CG 00 01 07 98. The City of Ann Arbor shall be named as an additional insured. There shall be no added exclusions or limiting endorsements including, but not limited to: Products and Completed Operations, Explosion, Collapse and Underground coverage or Pollution. Further, the following minimum limits of liability are required:

\$1,000,000 Each occurrence as respect Bodily Injury Liability or Property Damage Liability, or both combined.

\$2,000,000 Per Job General Aggregate

\$1,000,000 Personal and Advertising Injury

\$2,000,000 Products and Completed Operations Aggregate

3. Motor Vehicle Liability Insurance, including Michigan No-Fault Coverages, equivalent to, as a minimum, Insurance Services Office form CA 00 01 07 97. The City of Ann Arbor shall be named as an additional insured. There shall be no added exclusions or limiting endorsements. Coverage shall include all owned vehicles, all non-owned vehicles and all hired vehicles. Further, the limits of liability shall be \$1,000,000 for each occurrence as respects Bodily Injury Liability or Property Damage Liability, or both combined.
4. Umbrella/Excess Liability Insurance shall be provided to apply excess of the Commercial General Liability, Employers Liability and the Motor Vehicle coverage enumerated above, for each occurrence and for aggregate in the amount of \$1,000,000.

B. Insurance required under Section A.2 and A.3 of this Contract shall be considered primary as respects any other valid or collectible insurance that the City may possess, including any self-insured retentions the City may have; and any other insurance the City does possess shall be considered excess insurance only and shall not be required to contribute with this insurance. Further, the Contractor agrees to waive any right of recovery by its insurer against

the City.

- C. In the case of all Contracts involving on-site work, the Contractor shall provide to the City before the commencement of any work under this Contract documentation demonstrating it has obtained the above mentioned policies. Documentation must provide and demonstrate an unconditional 30 day written notice of cancellation in favor of the City of Ann Arbor. Further, the documentation must explicitly state the following: (a) the policy number; name of insurance company; name and address of the agent or authorized representative; name and address of insured; project name; policy expiration date; and specific coverage amounts; (b) any deductibles or self-insured retentions which shall be approved by the City, in its sole discretion; (c) that the policy conforms to the requirements specified. An original certificate of insurance may be provided as an initial indication of the required insurance, provided that no later than 21 calendar days after commencement of any work the Contractor supplies a copy of the endorsements required on the policies. Upon request, the Contractor shall provide within 30 days a copy of the policy(ies) to the City. If any of the above coverages expire by their terms during the term of this Contract, the Contractor shall deliver proof of renewal and/or new policies to the Administering Service Area/Unit at least ten days prior to the expiration date.
- D. Any Insurance provider of Contractor shall be admitted and authorized to do business in the State of Michigan and shall carry and maintain a minimum rating assigned by A.M. Best & Company's Key Rating Guide of "A-" Overall and a minimum Financial Size Category of "V". Insurance policies and certificates issued by non-admitted insurance companies are not acceptable unless approved in writing by the City.

Section 29 - Surety Bonds

Bonds will be required from the successful bidder as follows:

- (1) A Performance Bond to the City of Ann Arbor for the amount of the bid(s) accepted;
- (2) A Labor and Material Bond to the City of Ann Arbor for the amount of the bid(s) accepted.

Bonds shall be executed on forms supplied by the City in a manner and by a Surety Company satisfactory to the City Attorney.

Section 30 - Damage Claims

The Contractor shall be held responsible for all damages to property of the City or others, caused by or resulting from the negligence of the Contractor, its employees, or agents during the progress of or connected with the prosecution of the work, whether within the limits of the work or elsewhere. The Contractor must restore all property injured including sidewalks, curbing, sodding, pipes, conduit, sewers or other public or private property to not less than its original condition with new work.

Section 31 - Refusal to Obey Instructions

If the Contractor refuses to obey the instructions of the Supervising Professional, the Supervising Professional shall withdraw inspection from the work, and no payments will be made for work performed thereafter nor may work be performed thereafter until the Supervising Professional shall have again authorized the work to proceed.

Section 32 - Assignment

Neither party to the Contract shall assign the Contract without the written consent of the other. The Contractor may assign any monies due to it to a third party acceptable to the City.

Section 33 - Rights of Various Interests

Whenever work being done by the City's forces or by other contractors is contiguous to work covered by this Contract, the respective rights of the various interests involved shall be established by the Supervising Professional, to secure the completion of the various portions of the work in general harmony.

The Contractor is responsible to coordinate all aspects of the work, including coordination of, and with, utility companies and other contractors whose work impacts this project.

Section 34 - Subcontracts

The Contractor shall not award any work to any subcontractor without prior written approval of the City. The approval will not be given until the Contractor submits to the City a written statement concerning the proposed award to the subcontractor. The statement shall contain all information the City may require.

The Contractor shall be as fully responsible to the City for the acts and omissions of its subcontractors, and of persons either directly or indirectly employed by them, as it is for the acts and omissions of persons directly employed by it.

The Contractor shall cause appropriate provisions to be inserted in all subcontracts relative to the work to bind subcontractors to the Contractor by the terms of the General Conditions and all other contract documents applicable to the work of the subcontractors and to give the Contractor the same power to terminate any subcontract that the City may exercise over the Contractor under any provision of the contract documents.

Nothing contained in the contract documents shall create any contractual relation between any subcontractor and the City.

Section 35 - Supervising Professional's Status

The Supervising Professional has the right to inspect any or all work. The Supervising Professional has authority to stop the work whenever stoppage may be appropriate to insure the proper execution of the Contract. The Supervising Professional has the authority to reject all work and materials which do not conform to the Contract and to decide questions which arise in the execution of the work.

The Supervising Professional shall make all measurements and determinations of quantities. Those measurements and determinations are final and conclusive between the parties.

Section 36 - Supervising Professional's Decisions

The Supervising Professional shall, within a reasonable time after their presentation to the Supervising Professional, make decisions in writing on all claims of the City or the Contractor and on all other matters relating to the execution and progress of the work or the interpretation of the contract documents.

Section 37 - Storing Materials and Supplies

Materials and supplies may be stored at the site of the work at locations agreeable to the City unless specific exception is listed elsewhere in these documents. Ample way for foot traffic and drainage must be provided, and gutters must, at all times, be kept free from obstruction. Traffic on streets shall be interfered with as little as possible. The Contractor may not enter or occupy with agents, employees, tools, or material any private property without first obtaining written permission from its owner. A copy of the permission shall be furnished to the Supervising Professional.

Section 38 - Lands for Work

The Contractor shall provide, at its own expense and without liability to the City, any additional land and access that may be required for temporary construction facilities or for storage of materials.

Section 39 - Cleaning Up

The Contractor shall, as directed by the Supervising Professional, remove at its own expense from the City's property and from all public and private property all temporary structures, rubbish and waste materials resulting from its operations unless otherwise specifically approved, in writing, by the Supervising Professional.

Section 40 - Salvage

The Supervising Professional may designate for salvage any materials from existing structures or underground services. Materials so designated remain City property and shall be transported or stored at a location as the Supervising Professional may direct.

Section 41 - Night, Saturday or Sunday Work

No night or Sunday work (without prior written City approval) will be permitted except in the case of an emergency and then only to the extent absolutely necessary. The City may allow night work which, in the opinion of the Supervising Professional, can be satisfactorily performed at night. Night work is any work between 8:00 p.m. and 7:00 a.m. No Saturday work will be permitted unless the Contractor gives the Supervising Professional at least 48 hours but not more than 5 days notice of the Contractor's intention to work the upcoming Saturday.

Section 42 - Sales Taxes

Under State law the City is exempt from the assessment of State Sales Tax on its direct purchases. Contractors who acquire materials, equipment, supplies, etc. for incorporation in City projects are not likewise exempt. State Law shall prevail. The Bidder shall familiarize itself with the State Law and prepare its Bid accordingly. No extra payment will be allowed under this Contract for failure of the Contractor to make proper allowance in this bid for taxes it must pay.

Section 43

CONTRACTOR'S DECLARATION

I hereby declare that I have not, during the period _____, 2014, to _____, 20____, performed any work, furnished any materials, sustained any loss, damage or delay, or otherwise done anything in addition to the regular items (or executed change orders) set forth in the Contract titled Pontiac Trail Improvements Project, for which I shall ask, demand, sue for, or claim compensation or extension of time from the City, except as I hereby make claim for additional compensation or extension of time as set forth on the attached itemized statement. I further declare that I have paid all payroll obligations related to this Contract that have become due during the above period and that all invoices related to this Contract received more than 30 days prior to this declaration have been paid in full except as listed below.

There is/is not (Contractor please circle one and strike one as appropriate) an itemized statement attached regarding a request for additional compensation or extension of time.

Contractor

Date

By
(Signature)

Its
(Title of Office)

Past due invoices, if any, are listed below.

CONTRACTOR'S AFFIDAVIT

The undersigned Contractor, _____, represents that on
, 20_____, it was awarded a contract by the City of Ann Arbor, Michigan to
under the terms and conditions of a Contract titled Pontiac Trail Improvements
Project.

The Contractor represents that all work has now been accomplished and the Contract is complete.

The Contractor warrants and certifies that all of its indebtedness arising by reason of the Contract
has been fully paid or satisfactorily secured; and that all claims from subcontractors and others for
labor and material used in accomplishing the project, as well as all other claims arising from the
performance of the Contract, have been fully paid or satisfactorily settled. The Contractor agrees
that, if any claim should hereafter arise, it shall assume responsibility for it immediately upon
request to do so by the City of Ann Arbor.

The Contractor, for valuable consideration received, does further waive, release and relinquish any
and all claims or right of lien which the Contractor now has or may acquire upon the subject
premises for labor and material used in the project owned by the City of Ann Arbor.

This affidavit is freely and voluntarily given with full knowledge of the facts.

Contractor

By

(Signature)

Its

(Title of Office)

Subscribed and sworn to before me, on this _____ day of _____, 20__
_____, _____ County, Michigan

Notary Public

_____ County, MI

My commission expires on:

STANDARD SPECIFICATIONS

All work under this contract shall be performed in accordance with the Public Services Department Standard Specifications in effect at the date of availability of the contract documents stipulated in the Advertisement. All work under this Contract which is not included in these Standard Specifications, or which is performed using modifications to these Standard Specifications, shall be performed in accordance with the Detailed Specifications included in these contract documents.

A copy of the Public Services Department Standard Specifications may be purchased from the Engineering Division, (Fourth Floor, City Hall, Ann Arbor, Michigan), for \$35.00 per copy. In addition, a copy of these Standard Specifications is available for public viewing at the Engineering Division office, for review Monday through Friday between the hours of 8:30 a.m. and 4:00 p.m.

Copies of the Standard Specifications can also be downloaded from the web link:

http://www.a2gov.org/government/publicservices/project_management/privatedev/pages/standardspecificationsbook.aspx.

**DETAILED SPECIFICATION
FOR
PROJECT SCHEDULE**

Examination of Plans, Specifications, and Work Site: Bidders shall carefully examine the Bid Form, plans, specifications and the work site until the Bidder is satisfied as to all local conditions affecting the contract and the detailed requirements of construction. The submission of the bid shall be considered prima facie evidence that the Bidder has made such examination and is satisfied as to the conditions to be encountered in performing the work and all requirements of the contract.

The entire work under this Contract shall be completed in accordance with, and subject to, the scheduling requirements as outlined below, and all other requirements of the Contract Documents.

1. By no later than **May 23, 2014** the Contractor shall submit a detailed schedule of work for the Engineer's review and approval. The proposed schedule must fully comply with the scheduling requirements contained in this Detailed Specification. The Contractor shall update the approved work schedule each week and present it to the Engineer at the weekly progress meeting.
2. The Contractor will receive two (2) copies of the Contract, for his/her execution, on or before **May 20, 2014**. The Contractor shall properly execute both copies of the Contract and return them, with the required Bonds and Insurance Certificate, to the City by **May 26, 2014**.
3. Contractor may begin construction on Pontiac Trail on or before **June 2, 2014** and only after receiving the copy of executed contract documents and the Notice to Proceed from the City. Appropriate time extensions shall be granted if the Notice to Proceed is delayed due to the circumstances controlled by the City.
4. By **October 31, 2014** or within **one hundred and fifty-two (152)** calendar days from the date of Notice to Proceed for the work at Pontiac Trail, the Contractor must install the new 8-inch and 10-inch sanitary sewers, the new water main; all of the required service leads to the new sewers and water main and complete all the remaining work under this Contract for Pontiac Trail Improvements including, but not limited to installation of the storm water infiltration trench, the restoration of all disturbed areas, permanent placement of hot mix asphalt and/or concrete, and the removal of any and all traffic control devices. Failure to complete all work as specified herein within the times specified herein, including time extensions granted thereto as determined by the Engineer, shall entitle the City to deduct from the payments due the Contractor, **\$350.00** in "Liquidated Damages", and not as a penalty, for each and every calendar day beyond the allowed number of calendar days to complete the above specified work.

The Contractor may propose to adjust the limits or sequencing of construction in order to complete the work more efficiently. Changes to the recommended construction sequence must be approved in writing by the Engineer prior to construction and must assure all required coordination with other projects and time lines.

Time is of the essence in the performance of the work of this contract. The Contractor is expected to mobilize sufficient personnel and equipment, and work throughout all authorized hours in order to complete the project by the final completion date. Costs for the Contractor to organize, coordinate, and schedule all of the work of the project, will not be paid for separately, but shall be included in the bid price of the Contract Item "General Conditions."

If the City elects to terminate this Construction Contract due to non-performance, contract items paid for on a Lump Sum basis will be pro-rated based on percentage equal to the percentage of the contract work completed.

**DETAILED SPECIFICATION
FOR
MAINTENANCE OF TRAFFIC**

DESCRIPTION

Traffic shall be maintained in accordance with the City of Ann Arbor Public Services Department Standard Specifications except as specified in Sections 103.05, 810, 812, 919, and 920 of the 2012 Michigan Department of Transportation (MDOT), Standard Specifications for Construction, the 2005 Michigan Manual of Uniform Traffic Control Devices (MMUTCD) and as amended herein.

The Contractor shall furnish, erect, maintain and, upon completion of the work, remove all traffic control devices and barricade lights within the project and around the perimeter of the project for the safety and protection of local traffic. This includes, but is not limited to, advance, regulatory, and warning signs; barricades and channelizing devices at intersecting streets on which traffic is to be maintained; barricades at the ends of the project and at right-of-way lines of intersecting streets, and moving traffic control devices for construction operations.

MATERIALS

The materials and equipment shall meet the requirements specified in the corresponding sections of the 2012 MDOT Standard Specifications for Construction and the 2005 Michigan Manual of Uniform Traffic Control Devices (MMUTCD).

Maintenance of Local Traffic

Unless otherwise indicated on the plans, all side roads shall remain open to traffic except during construction operations of short duration and only upon written approval of the Engineer.

Local access shall be maintained at all times for emergency vehicles, refuse pick-up, mail delivery and ingress/egress to private properties.

Contractor must accommodate the safe access to the residential buildings and businesses located within construction area.

Driveways shall not be blocked for extended periods of time unless arrangements can be made with the affected property owner(s). When it becomes necessary to temporarily block driveways, the Contractor shall notify the affected property owners in advance to coordinate the work and allow sufficient time for vehicles to vacate from properties. It may be necessary to allow for vehicles to temporarily park in the roadway at locations that do not interfere with the Contractor's work. During these periods the owners of the respective vehicles must be available to, with proper notice, move their vehicles if it becomes necessary to accommodate the work.

At times when it becomes necessary to temporarily obstruct local traffic during the performance of the work, the Contractor shall provide flag control in conformance with Part VI of the MMUTCD, Sections 6F-1 thru 6F-7. A minimum of two flaggers are required. The cost of flag control shall be included in the contract pay item "Item No. 203, Minor Traffic Control, Modified, Max. \$ _____"

A lane-closure permit shall be obtained by the Contractor from the Project Management Services Unit, at least 48 hours in advance of any proposed lane or street closing.

The hours of work on all Local streets are 7:00 a.m. to 8:00 p.m., Monday through Saturday, or as specified on the lane-closure permit. No equipment will be allowed in the street before or after these hours. Local streets may only be closed to through traffic (local access only) with written authorization of the Engineer. Work must be completed each day such that all streets are re-opened to through traffic by 8:00 p.m. unless otherwise specified, directed, or authorized in writing by the Engineer. All major changes in traffic control shall be made either between 9:30 a.m. and 3:30 p.m. or between 7:00 p.m. and 6:30 a.m. in order to minimize interference with rush-hour traffic. All traffic controls must

be in-place and ready for traffic each day by 6:30 a.m. and 3:30 p.m.

The Contractor shall temporarily cover conflicting traffic and/or parking signs when directed by the Engineer.

The Contractor shall use quantities of dust palliative, maintenance aggregate, and cold patching mixture for use as temporary base, surfacing, and dust control at utility crossings, side roads and driveways (wherever required to maintain traffic), and where directed by the Engineer to maintain local access. The cost for the use of dust palliative, maintenance aggregate and HMA 13A mixture, as required and directed by the Engineer for maintenance of traffic and local access, shall be included in contract pay item "Item No 202, General Conditions, Max. \$ _____" and it will not be paid for separately.

The work of maintaining and relocating existing warning, regulatory and/or guide signs; and of removing, salvaging and reinstalling existing signs and supports is included in the bid price for the contract pay item "Item No. 203, Minor Traffic Control, Modified, Max. \$ _____."

Mailboxes and newspaper boxes that are in the way of the construction shall be removed and reset immediately in a temporary location approved by the Engineer. Mail and paper delivery shall not be interrupted during the construction. Upon completion of the construction, all mailboxes and newspaper boxes, including their supports, shall be repositioned in their permanent locations as approved by the Engineer. This work shall be included in the contract unit price for the contract pay item "Item No 206, Machine Grading Modified," and it will not be paid for separately.

The Contractor shall perform the work of this Contract while maintaining traffic in accordance with the Contract Documents as specified herein. No traffic shall be allowed on newly placed asphalt surfaces until rolling has been satisfactorily completed and the surface has cooled sufficiently to prevent damage from traffic. This is to be accomplished by flag persons and by relocating traffic control devices to prevent traffic from entering the work area until such time that it can be safely maintained without damaging the new construction. The Contractor shall provide traffic regulators in sufficient number to maintain traffic as described herein, and to keep traffic off sections being surfaced, and provide for safe travel at all times as directed by the Engineer.

Each pressure distributor, paver and roller shall be equipped with at least one approved flasher light which shall be mounted on the equipment so as to give a warning signal ahead and behind.

There may be areas where the Engineer directs the paving of less than the full width of a phase to stagger the paving joints and to accommodate changes in crown and/or cross-sectional dimensions/locations. In these locations the gravel base courses shall be constructed to the full area of the phase, and the Contractor shall place traffic control devices on the base course grade as necessary, and shall place, maintain, and remove maintenance aggregate (MDOT 21AA) all as necessary, and as directed by the Engineer, to maintain local traffic to side streets and drives.

The City will not allow any shut down of existing water mains without prior written approval of construction methods and timing of shut down, by the City of Ann Arbor and the Engineer. All water main valves are to be operated by City of Ann Arbor personnel.

**DETAILED SPECIFICATION
FOR
ITEM #201 - PROJECT SUPERVISION, MAX. \$45,000**

DESCRIPTION

The Contractor shall designate a full-time Project Supervisor to act as the Contractor's agent/representative, and to be responsible for scheduling and coordination of all subcontractors, suppliers, other governmental agencies, and all public and private utility companies.

The Project Supervisor shall not be an active crew member of the Contractor, shall not be an active member or employee of any subcontractor's work force, and shall not perform general or specialized labor tasks.

The Project Supervisor shall work exclusively on this project, and shall put forth his/her full effort into the organization and coordination of the work of this project.

Prior to the pre-construction meeting, the Contractor shall designate a proposed Project Supervisor by name, and shall furnish the City with a current, thorough, detailed summary of the proposed Project Supervisor's work history, outlining all previous supervisory experience on projects of a similar size and nature. The detailed work history shall include personal and professional references (names and phone numbers) of persons (previous owners or agents) who can attest to the qualifications and work history of the proposed Project Supervisor. Proposed candidates for Project Supervisor shall have a demonstrated ability to work harmoniously with the City, the public, subcontractors, and all other parties typically involved with work of this nature. The Supervising Professional will have the authority to reject a proposed Project Supervisor whom he/she considers unqualified.

The Project Supervisor shall be available 24 hours-per-day to provide proper supervision, coordination and scheduling of the project for the duration of the Contract. The Contractor shall furnish the City with telephone numbers of the Project Supervisor in order to provide 24 hour-per-day access during business and non-business hours, including weekends and holidays.

The Project Supervisor shall be equipped by the Contractor with a mobile telephone to provide the City with 24 hour-per-day access to him/her during daily construction activities, during transit to and from the construction site, and during all non-business hours including weekends and holidays.

The Project Supervisor shall be equipped with assistants as necessary to provide project supervision as specified herein, and in accordance with the Contract.

DUTIES AND RESPONSIBILITIES

The Project Supervisor work harmoniously with the City, the public, subcontractors, and all other parties typically involved with work of this nature.

The Project Supervisor shall have a thorough, detailed understanding and working knowledge of all construction practices and methods specified elsewhere herein, as well as the handling, placement, testing and inspection of aggregates, aggregate products, HMA concrete, and portland cement concrete materials.

The Project Supervisor shall be responsible for all of the work of all of the Contractor's, subcontractors' and suppliers' work forces.

The Project Supervisor shall be responsible for proper and adequate maintenance (emissions, safety, and general operation) of all of the Contractor's, subcontractors' and suppliers' equipment and vehicles.

The Project Supervisor shall be responsible for the legal, proper and safe parking/storage of all of the Contractor's, subcontractors' and suppliers' equipment, work vehicles, and employee's vehicles.

The Project Supervisor shall schedule and coordinate the work of all parties involved in the project, including utility companies, testing agencies, governmental agencies, all City departments (such as Utilities and Transportation), and City inspectors.

The Project Supervisor shall coordinate and schedule the work of any independent survey crews that may be retained by the City to witness and reset existing and new geographic/benchmark monuments. Failure to have existing monuments witnessed and reset may result in delays to the Contractor's work. Costs for such delays will be the Contractor's sole responsibility.

The Project Supervisor shall coordinate and schedule both Testing inspectors and City inspectors in a timely manner, to assure proper and timely testing and inspection of the work.

The Project Supervisor shall review the Inspector's Daily Reports (IDRs) for accuracy, and shall sign all IDRs on a daily basis as the representative of the Contractor. Items to be reviewed include descriptions, locations and measurements of quantities of work performed, workforce, equipment, and weather. The Project Supervisor shall also be responsible for its subcontractors' review and initialing of IDRs containing work items performed by each respective subcontractors.

The Project Supervisor shall submit to the Engineer, an updated, detailed schedule of the proposed work on a weekly basis, and an update of all proposed changes on a daily basis, all in accordance with the Detailed Specification for Project Schedule contained elsewhere herein.

The Project Supervisor shall schedule and chair a weekly progress meeting with the Engineer and all subcontractors to discuss the work. Upon the completion of each meeting, the Project Supervisor shall prepare and distribute, to all present, a written summary of the meeting's minutes. Those in attendance shall review the minutes and, if necessary, comment on any deficiencies or errors prior to or at the next scheduled progress meeting.

ADDITIONAL PERFORMANCE REQUIREMENTS

If, in the sole opinion of the Supervising Professional, the Project Supervisor is not adequately performing the duties as outlined in this Detailed Specification, the following system of notices will be given to the contractor with the associated penalties:

First Notice – A warning will be issued in writing to the contractor detailing the deficiencies in the Project Supervision. The contractor must respond within 7 calendar days in writing with a plan to correct the stated deficiencies. Failure to respond within 7 calendar days will result in the issuing of a second notice.

Second Notice – A second warning will be issued in writing to the contractor further detailing the deficiencies in the Project Supervision. The contractor must respond within 7 calendar days in writing with a plan to correct the stated deficiencies. Failure to respond within 7 calendar days will result in the issuing of a third notice. A deduction of 10% will be made from the original Project Supervision contract amount. At this time, the City reserves the right to meet with personnel with the necessary authority within the Contractor's organization to discuss the deficiencies in the Project Supervision.

Third Notice – An additional deduction of 25% will be made from the original Project Supervision contract amount, and the Project Supervisor shall be removed from the project, and replaced immediately with another individual to be approved by the Supervising Professional.

Should, in the sole opinion of the Supervising Professional, the Project Supervisor fail to perform his/her duties and responsibilities as described herein to such a degree that the successful completion of the project is put in jeopardy, the above system of notices may be foregone, and the Contractor shall immediately replace the Project Supervisor upon receipt of written notice. Failure to provide adequate project supervision, as determined by the Engineer, shall be considered basis for the Supervising Professional to suspend work without extension of contract time or additional compensation.

MEASUREMENT AND PAYMENT

This item of work will be paid for on a pro rata basis at the time of each progress payment. Measurement will be based on the ratio between work completed during the payment period and the total contract amount. When all of the work of this Contract has been completed, the measurement of this item shall be 1.0 Lump Sum, minus any deductions incurred for inadequate performance as described herein. This amount will not be increased for any reason, including extensions of time, extras, and/or additional work.

The completed work as measured for this item of work will be paid for at the Contract Unit Price for the following Contract (Pay) Item:

PAY ITEM

PAY UNIT

Project Supervision, Max. \$45,000

Lump Sum

The unit price for this item of work shall include all labor, material, and equipment costs to perform all the work specified in the Standard Specifications and as modified by this Detailed Specification.

**DETAILED SPECIFICATION
FOR
ITEM #202 - GENERAL CONDITIONS, MAX. \$45,000**

DESCRIPTION

This item shall include all work described and required by the Plans and Specifications for which no item of work is listed in the Bid Form, including but not limited to:

- Scheduling and organization of all work, subcontractors, suppliers, testing, inspection, surveying, and staking
- Coordination of, and cooperation with, other contractors, agencies, departments, and utilities
- Protection and maintenance of Utilities
- Placing, maintaining, and removing all soil erosion and sedimentation controls
- Maintaining drainage
- Maintaining drives, drive openings, sidewalks, bikepaths, mail deliveries, and solid waste/recycle pick-ups
- Storing all materials and equipment off lawn areas
- Site clean-up
- Coordination efforts to furnish various HMA mixtures as directed by the Engineer
- Coordination efforts to furnish and operate various-size vehicles/equipment as directed by the Engineer
- Furnishing and operating vacuum-type street cleaning equipment
- Furnishing and operating vacuum-type utility structure cleaning equipment
- Furnishing and operating both vibratory plate and pneumatic-type (“pogo-stick”) compactors
- Furnishing and operating a backhoe during all work activities
- Furnishing and operating a jackhammer and air compressor during all work activities
- Noise and dust control
- Mobilization(s) and demobilization(s)
- Furnishing submittals and certifications for materials and supplies.
- Disposing of excavated materials and debris
- All miscellaneous and incidental items such as overhead, insurance, and permits.

MEASUREMENT AND PAYMENT

This item of work will be paid for on a pro rata basis at the time of each progress payment. Measurement will be based on the ratio between work completed during the payment period and the total contract amount. When all of the work of this Contract has been completed, the measurement of this item shall be 1.0 Lump Sum.

The completed work as measured for this item of work will be paid for at the Contract Unit Price for the following Contract (Pay) Item:

PAY ITEM

PAY UNIT

General Conditions, Max. \$45,000

Lump Sum

The unit price for this item of work shall include all labor, material, and equipment costs to perform all the work specified in the Standard Specifications and as modified by this Detailed Specification.

**DETAILED SPECIFICATION
FOR
ITEM #203 – MINOR TRAFFIC DEVICES, MAX. \$35,000**

DESCRIPTION

The work of Minor Traffic Devices shall include, but not be limited to:

- The furnishing and operating of miscellaneous signs, warning devices, flag-persons, and cones;
- The operation of additional signs furnished by the City;
- Furnishing and installing meter bags;
- Coordinating with the City to have meter heads removed and reinstalled;
- Maintaining pedestrian traffic;
- Temporarily covering traffic controls;
- Temporarily covering existing signs as directed;
- Any and all other miscellaneous and/or incidental items which are necessary to properly perform the work.

Where there is metered parking, the Contractor shall either rent and install meter bags, or, with the Engineer's authorization, coordinate with the City Transportation Division to have meter heads removed and reinstalled.

The Contractor shall maintain vehicular and pedestrian traffic during the work by the use of flag-persons, channelizing devices, and signs as necessary, as directed by the Engineer, and in accordance with MMUTCD. Typical applications for maintaining pedestrian traffic in accordance with the MMUTCD are included in this detailed specification.

MEASUREMENT AND PAYMENT

This item of work will be paid for on a pro rata basis at the time of each progress payment. Measurement will be based on the ratio between work completed during the payment period and the total contract amount. When all of the work of this Contract has been completed, the measurement of this item shall be 1.0 Lump Sum.

The completed work as measured for this item of work will be paid for at the Contract Unit Price for the following Contract (Pay) Item:

PAY ITEM

PAY UNIT

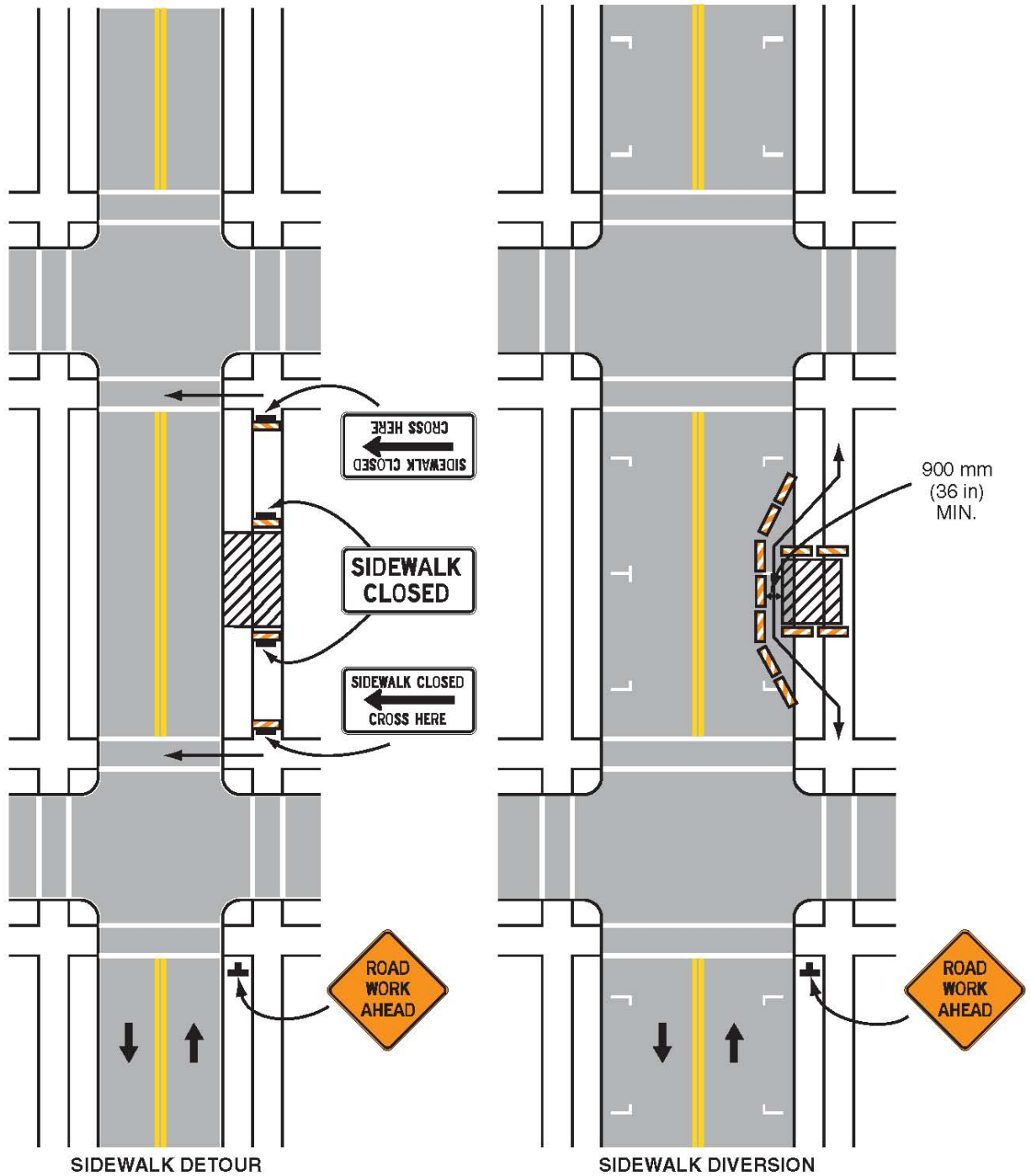
Minor Traffic Devices, Max \$35,000

Lump Sum

The unit price for this item of work shall include all labor, material, and equipment costs to perform all the work specified in the Standard Specifications and as modified by this Detailed Specification.



Figure 6H-28. Sidewalk Detour or Diversion (MI) (TA-28)

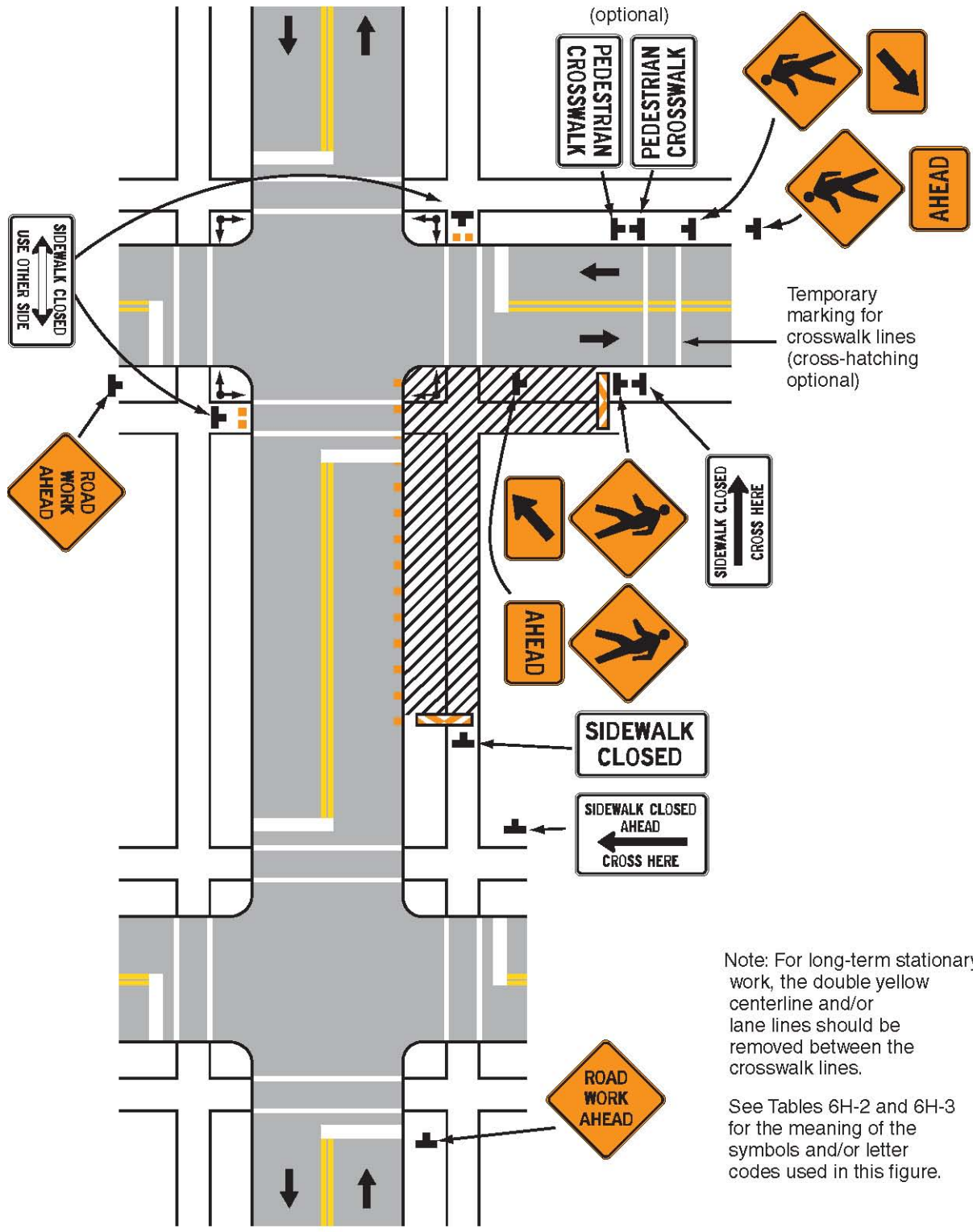


Typical Application 28

Note: See Tables 6H-2 and 6H-3 for the meaning of the symbols and/or letter codes used in this figure.
Page 6H-62 (MI)

2011 Edition

Figure 6H-29. Cross walk Closures and Pedestrian Detours (MI) (TA-29)



Note: For long-term stationary work, the double yellow centerline and/or lane lines should be removed between the crosswalk lines.

See Tables 6H-2 and 6H-3 for the meaning of the symbols and/or letter codes used in this figure.

Typical Application 29

**DETAILED SPECIFICATION
FOR
ITEM #204 – AUDIO VISUAL TAPE COVERAGE**

DESCRIPTION

This work shall include digital audiovisual record of the physical, structural, and aesthetic conditions of the construction site and adjacent areas as provided herein. This work will be performed for the entire project limits prior to the start of construction.

The audio-visual filming shall be:

1. Of professional quality, providing a clear and accurate audio and visual record of existing conditions.
2. Prepared within the four (4) week period immediately prior to the start of construction
3. Furnished to the Engineer a minimum of one (1) week prior to bringing any materials or equipment within the areas described in this Detailed Specification.
4. Carried-out under the supervision of the Engineer.

The Contractor shall furnish one (1) copy of the completed audiovisual record to the Engineer. An index of the footage shall be included, which will enable any particular area of the project to be easily found. This includes indexing the files according to street. The Contractor shall retain a second copy of the audiovisual record for his/her own use.

Any portion of the film determined by the Engineer to be unacceptable for the documentation of existing conditions shall be filmed again at the Contractor's sole expense prior to mobilizing onto the site.

PRODUCTION

The audio-visual filming shall be completed in accordance with the following minimum requirements:

1. DVD Format, No Editing - The filming shall be done in color using equipment that allows audio and visual information to be recorded. Splicing or editing of the tape shall not be allowed and the speed and electronics of the videotaping equipment and DVD shall be equal to that which is standard to the video taping industry.
2. Perspective / Speed / Pan / Zoom - To ensure proper perspective, the distance from the ground to the camera lens shall not be less than 10 feet and the filming must proceed in the general direction of travel at a speed not to exceed 48 feet per minute. Pan and zoom rates shall be controlled sufficiently so that playback will ensure quality of the object viewed.
3. Display - The recording equipment shall have transparent time, date stamp and digital annotation capabilities. The final copies of the tape shall continuously and simultaneously display the time (hours:minutes:seconds) and the date (month/date/year) in the upper left-hand corner of the frame. Accurate project stationing, where applicable, shall be included in the lower half of the frame in standard format (i.e. 1+00). Below the stationing periodic information is to be shown, including project name, name of area shown, street address, direction of travel, viewing direction, etc.

If in the event, the stationing has not been established on-site, refer to the plans and approximate the proposed stationing.

4. Audio Commentary / Visual Features. Locations relative to project limits and landmarks must be identified by both audio and video means at intervals no longer than 100 feet along the filming route. Additional audio commentary shall be provided as necessary during filming to describe streets, buildings, landmarks, and other details, which will enhance the record of existing conditions.
5. Visibility / Ground Cover - The filming shall be performed during a time of good visibility. Filming shall not be performed during periods of precipitation or when snow, leaves, or other natural debris obstruct the area being filmed. The Contractor shall notify the Engineer in writing in the event that the weather or snow cover is anticipated to cause a delay in filming.

COVERAGE

The audio-visual film coverage shall include the following:

1. General Criteria - This general criteria shall apply to all filming and shall include all areas where construction activities will take place or where construction vehicles or equipment will be operated or parked and or where materials will be stored. The filming shall extend an additional 50 feet outside of all areas. The filming shall include all significant, existing man-made and natural features such as driveways, sidewalks, utility covers, utility markers, utility poles, other utility features, traffic signal structures and features, public signs, private signs, fences, landscaping, trees, shrubs, other vegetation, and other similar or significant features.
2. Other Areas - The Contractor shall film at his sole expense other areas where, in his/her opinion, the establishment of a record of existing conditions is warranted. The Contractor shall notify the Engineer in writing of such areas.
3. Street List – This item shall include the filming all of the streets as listed in the Detailed Specification for Progress Schedule and Construction Limits.

The Engineer may direct the filming of other minor areas not specified herein at the Contractor’s sole expense.

AUDIOVISUAL FILMING SERVICES

The following companies are known to be capable of providing the filming services required by this Detailed Specification and shall be utilized, unless the Contractor receives prior written approval from the Engineer to utilize another company of comparable or superior qualifications.

- Construction Video Media
- Midwest Company
- Topo Video, Inc.
- Video Media Corp.

MEASUREMENT AND PAYMENT

The completed work as measured for these items of work will be paid for at the Contract Unit Prices for the following Contract (Pay) Items:

<u>PAY ITEM</u>	<u>PAY UNIT</u>
Audiovisual Tape Coverage	Lump Sum

Audiovisual Tape Coverage shall include all labor, equipment, and materials required to perform the filming and to provide the finished videotape the Engineer. The unit price includes filming the entire project limits, for each and every street, as described above.

**DETAILED SPECIFICATION
FOR
ITEM #205 – PART-WIDTH CONSTRUCTION, SPECIAL**

DESCRIPTION

This work shall consist of constructing roadway, including intersections and driveways by the part-width construction method in accordance with Section 812 of the 2012 Michigan Department of Transportation Standard Specifications for Construction, and as herein specified, including any detailed specifications.

“Part-Width Construction, Special” shall also include adequate noise control.

“Part-Width Construction, Special” shall also include all expenses involved in the interruption of paving operations, moving back to pave gapped areas, and maintenance of cross-traffic. Gapping of curbs, curb and gutter, gutters, driveways and sidewalks required to maintain traffic shall not be paid for separately; payment for this work is included in the unit price bid for the contract item being constructed.

This item of work also includes the furnishing or placement of maintenance aggregate for the purposes of maintaining pedestrian or vehicular traffic at utility crossings, side streets, drive approaches, or any other areas where the maintenance of traffic is required by the Engineer.

Street name signs, stop signs, and traffic regulatory/warning signs in the way of construction shall be carefully removed and reset immediately in a temporary location approved by the Engineer. Street name signs shall be finally set by the Contractor in a location designated by the Engineer upon the completion of final grading in the section involved. Any signs damaged by the Contractor’s operations shall be grounds for replacement of the signs by City of Ann Arbor forces at the Contractor’s sole expense.

CONSTRUCTION

This work must be completed in accordance with sections 204 and 205 of the Standard Specifications for Construction, except as modified herein or as directed by the Engineer.

1. *Excavation of Non-hazardous Contaminated Material.* Non-hazardous contaminated material must be excavated as shown on the plans or as directed by the Engineer.
2. *Temporary Storage of Non-hazardous Contaminated Material.* Excavated non-hazardous contaminated material which is to be temporarily stockpiled must be placed on plastic sheeting or tarps having a minimum thickness of 6 mils or in trucks, roll off boxes, or other containers, such that no liquid may escape from the containment. Cover the non-hazardous contaminated material securely with plastic sheeting of 6 mils thickness or greater, at the end of each work day. Dispose of excavated non-hazardous material as soon as approval is received from the disposal site. This material cannot be stockpiled for longer than 30 days prior to disposal.
3. *Sampling and Analysis of Non-hazardous Contaminated Material.* The required sampling and analysis for disposal of non-hazardous contaminated material is City’s responsibility
4. *Disposal of Non-hazardous Contaminated Material.* Disposal of non-hazardous contaminated material must be at a licensed Type II sanitary landfill. Submit at the preconstruction meeting the name of the Type II landfill to be used for disposal, the sampling and analysis requirements of that landfill, and verification that use of the proposed landfill will meet the requirements of the county solid waste plan. The proposed landfill must be acceptable to the MDOT and therefore approval must be obtained from the Engineer prior to commencing disposal operations. Provide a copy of the laboratory analysis to the Engineer as a requirement of approval for disposal. Following disposal and prior to approval for payment provide to the Engineer landfill receipts for all non-hazardous contaminated material disposed of.

MEASUREMENT AND PAYMENT

The completed work as measured for these items of work will be paid for at the Contract Unit Prices for the following Contract (Pay) Items:

PAY ITEM

PAY UNIT

Part-Width Construction, Special

LF

The unit price for “Part-Width Construction, Special” shall include the costs associated with the part-width construction of pavement during multiple stages of the project to maintain local access, as depicted on the Plans, as detailed in the specifications, and as directed by the Engineer.

The measurement for purposes of calculating payment shall be measured as follows:

Street	Length (feet)
Pontiac Trail	3,947.00

Separate payment for “Part-Width Construction, Special” applies only to streets and will be measured and paid for in the same manner as described in the Detailed Specification for Machine Grading, Modified. The contract unit price per foot shall be payment in full for all labor, material, and equipment needed to accomplish this work as shown on the plans, as detailed in the specifications, and as directed by the Engineer.

**DETAILED SPECIFICATION
FOR
ITEM #206 – MACHINE GRADING, MODIFIED**

DESCRIPTION

The pay item “Machine Grading, Modified” shall be completed in accordance with Section 205 of the Michigan Department of Transportation 2012 Standard Specifications for Construction (MDOT 2012 SSC) and shall include all work indicated in the MDOT 2012 SSC, shown on the plans, and as specified herein, with the exception that “Subgrade Undercutting, Type __,” and “Infiltration Trench Undercutting” shall be paid for separately when separate pay items for the respective items are included in the proposal. “Machine Grading, Modified” shall include all the work specified herein for which there is no separate pay item. This work shall consist of constructing earth grades by excavating, cutting, filling, trimming, and grading; general restoration, and sign removals in accordance with the Detailed Specifications elsewhere herein; and maintaining the work in a finished condition until such time that it is accepted by the Engineer.

CONSTRUCTION METHOD

- a. Soils Information.- Soil information provided as part of the contract documents is for informational purposes only and shall not relieve the Contractor of the responsibility of investigating all local conditions before bidding.
- b. Materials.- All materials and mixtures shall meet the requirements as specified in Section 205 of the MDOT 2012 Standard Specifications for Construction, except as specified herein.
- c. General Provisions. - The Contractor shall:
 - 1. Maintain access to all drive entrances at all times.
 - 2. Maintain pick-up access for garbage and recycle vehicles at all times.
 - 3. Maintain access to all mail boxes for users and the U.S. Postal Service at all times. The Engineer may direct the temporary relocation of mail boxes. The Contractor may propose the temporary relocation of mail boxes, subject to the approval of the Engineer. In either case, the temporary relocation of mail boxes will not be paid for separately. There are 22 mailboxes located within the project grading limits that may need to be temporarily relocated and then re-established in their permanent locations.
 - 4. Grade around mailboxes, trees, light poles, power poles, and the like, which are to remain in place. The Contractor shall be responsible for any damage caused to such structures.
 - 5. Coordinate all work with utility companies and others that need to complete work within the project limits.
 - 6. Maintain the work in a finished condition until it is accepted by the Engineer.
- d. Pavement Sawcutting.- The work shall include the full-depth saw-cutting of pavement at the construction limits, and elsewhere as required, if not paid for as part of another item of work. Pavement sawcutting will not be paid for separately.
- e. Removal of Trees and Vegetation.- The Contractor shall remove and properly dispose of off-site all vegetation; brush; roots; and trees and stumps less than 8 inch in diameter, as shown on the plans, and as directed by the Engineer as required to complete the project.
- f. Removal and Salvaging of Topsoil.- The removal, salvaging and stockpiling of topsoil, and all related work, shall be performed in accordance with Section 205.03.A.1 (Removing and Salvaging Topsoil) of the MDOT 2012 SSC and will not be paid for separately.
- g. Miscellaneous Removals.- The removal of bituminous, aggregate, and/or concrete materials from around manholes, structures, and utility covers, and the removal of bituminous curbing, bituminous driveway wedges, bituminous surface on existing curb and gutter, and bituminous surfaces around other miscellaneous unremoved areas shall be paid for as “Machine Grading, Modified” and will not be paid for separately.

“Machine Grading, Modified” includes the removal of any surface feature located within the grading limits which must be removed and for which there is no specific pay item established in the proposal for its removal.

- h. Protection of the Grade.- The work shall be kept well drained at all times. Foundation, roadway embankment or subgrade that becomes damaged by rain shall be undercut and backfilled, or otherwise remedied, by the Contractor, at his/her sole expense, as directed by the Engineer.

The Contractor shall be responsible for the maintenance of the foundation, roadway embankment, and subgrade. Any damage caused, by traffic or the Contractor’s operations, to the foundation, roadway embankment or subgrade, in the opinion of the Engineer, shall be remedied by the Contractor at his/her sole expense, as directed by the Engineer.

The Contractor shall not use rubber-tired equipment on the foundation, roadway embankment, or subgrade, when its use causes, in the opinion of the Engineer, unnecessary damage to the foundation, road embankment or subgrade. The Contractor shall conduct his/her operations and provide the necessary equipment to ensure the satisfactory completion of the work without damaging the foundation, roadway embankment or subgrade. This may require the transporting and movement of materials over additional distances.

At various times throughout the work, the Engineer may direct the Contractor to use smaller and/or lighter equipment, and to defer certain work tasks, in order to protect the grade and/or adjacent areas. The Contractor shall not be entitled to an extension of time or any additional compensation for the use of smaller equipment, lighter equipment, or work task deferral.

- i. Protection of Utilities.- Utility lines may become exposed at, above, or below, the foundation or subgrade elevation during machine grading or subgrade undercutting operations. If this occurs, the Contractor shall excavate around, above and/or below the utility lines, as directed, to complete the machine grading or subgrade undercutting operations. Payment, at contract unit prices, for “Machine Grading, Modified” or “Subgrade Undercutting, Type __,” whichever applies, will be considered as payment in full for this work.
- j. Removal of Cable, Conduits and Pipe.- The Contractor shall remove, and properly dispose of off-site, all abandoned cables, conduit, and pipe encountered at, or above the bottom of any earthwork excavation or undercut. Where the inverts of abandoned, or to be abandoned or removed, conduits or pipe are less than 16 inches below the bottom of any earth excavation or undercut, the conduits and/or pipe shall be removed and the resulting void filled with an Engineer approved material. The fill material shall be compacted to 95% of its maximum unit weight in lifts not exceeding 12 inches. No separate payment will be made for removal of conduit or pipe, or any of the work, described in this section.
- k. Foundation Preparation.- Foundation is defined as the original earth grade upon which roadway embankment is placed. The foundation work shall be completed in accordance with Section 205.03.A (Preparing Roadway Foundation) of the MDOT 2012 SSC as shown on the plans, and as specified herein.
- l. The foundation shall be compacted to 95% of its maximum unit weight, as measured by the AASHTO T-180 method, to a depth of at least 10 inches. If this cannot be achieved, in the opinion of the Engineer, he/she will direct the Contractor to perform “Subgrade Undercutting, Type __” or “Subgrade Manipulation,” as described herein, on the foundation.
- m. Roadway Embankment Construction.- Roadway embankment is defined as the construction of earth on the prepared foundation to form the subgrade. Roadway embankment work shall be completed in accordance with Section 205.03 H (Roadway Embankment) of the MDOT 2012 SSC as shown on the plans, and as specified herein. Roadway embankment shall be compacted to a minimum of 95% of its maximum unit weight, as measured by the AASHTO T-180 method.

- n. Subgrade Construction.- Subgrade is defined as the final earth grade which extends from grading limit to grading limit. The subgrade shall be constructed by performing earth excavation and roadway embankment work in accordance with Section 205.03.G (Earth Excavation) and Section 205.03 H (Roadway Embankment) of the MDOT 2012 SSC, as shown on the plans, and as specified herein.

The subgrade shall be constructed to the contours and cross-sections shown on the plans, as specified herein, and as directed by the Engineer. To achieve this, the work shall include, but not be limited to:

1. Removal and disposal off-site of any surplus or unsuitable materials.
2. Furnishing from off-site any additional Engineer approved fill materials necessary.
3. Moving existing and/or furnished materials longitudinally and transversely as necessary.
4. Cutting, placing, compacting, and trimming existing and/or furnished materials to construct the roadway embankment and subgrade to the specified tolerances.
5. Stockpiling, and moving again, any cut materials which cannot be immediately placed upon excavation due to construction staging.

The subgrade shall be graded to accommodate all subbases and aggregate bases wherever used, all bioswale and adjacent planting beds, all roadway pavements, curb and gutter, driveways, sidewalks, bicycle paths, other similar structures, bioswale planting mix, topsoil and any other features which the subgrade supports.

The subgrade shall be prepared so as to ensure uniform support for the pavement structure. The finished subgrade shall be placed to within 1 inch below and $\frac{3}{4}$ inch above plan grade. Variations within this tolerance shall be gradual.

The subgrade shall be compacted to a minimum of 95% of its maximum unit weight, as measured by the AASHTO T-180 method, to a depth of 10 inches. If this cannot be achieved, in the opinion of the Engineer, he/she will direct the Contractor to perform "Subgrade Undercutting, Type ___" or "Subgrade Manipulation" as described herein.

The Contractor shall use equipment and methods of construction best suited, in the opinion of the Engineer, to the earthwork operations being performed and the project requirements. The use of various equipment and methods of construction are subject to the approval of the Engineer. The Engineer may disallow the use of certain equipment and methods of construction and require the use of other equipment and/or methods of construction. No additional compensation or extensions of contract time will be allowed for additional measures that are required for the protection of the grade as specified herein.

- o. Test Rolling.- The Contractor shall test-roll the foundation and/or subgrade with a pneumatic tired roller with a suitable body for ballast loading and a gross load capacity that can be varied from 25 and 40 tons. In lieu of this test roller, with the approval of the Engineer, the Contractor may use a fully loaded single axle or tandem axle dump truck.
- p. Subgrade Undercutting.- "Subgrade Undercutting, Type ___" shall be performed on the foundation or subgrade in accordance with Section 205.03.E (Subgrade Undercutting) of the MDOT 2012 SSC, as shown on the plans, as specified herein, and as directed by the Engineer.
- q. Subgrade Manipulation.- "Subgrade Manipulation" shall be performed on the foundation or subgrade in accordance with Section 205.03.F (Subgrade Manipulation) of the MDOT 2012 SSC, as shown on the plans, as specified herein, and as directed by the Engineer.

Where subgrade manipulation is required, the foundation or subgrade shall be thoroughly scarified, blended, and mixed to a depth of 12 inches. The work shall be accomplished by means of a large diameter disc, motor grader, or other equipment approved by the Engineer. After the foundation or subgrade has been manipulated to the satisfaction of the Engineer and allowed to dry, the soil shall be compacted to 95% of its maximum dry density as measured by the AASHTO T-180 method. The time required for drying the soil will not be a basis for an extension of time.

The cost of Subgrade Manipulation shall be included in the cost of “Machine Grading, Modified” unless a pay item for “Subgrade Manipulation” is included in the Proposal.

- r. Rock Excavation.- Rock excavation shall be performed in accordance with Section 205.03.B (Rock Excavation) of the MDOT 2012 SSC, as shown on the plans, and as directed by the Engineer.

The pay item “Rock Excavation” will apply only to boulders over ½ cubic yard in volume. Boulders will be measured individually and the volume computed from the average dimension measured in three directions. The removal of rocks, concrete and masonry less than ½ cubic yard in volume shall not be included in the pay item “Rock Excavation,” but shall be included in the pay item “Machine Grading, Modified.”

If the proposal does not include a pay item for “Rock Excavation,” rocks measuring over ½ cubic yard in volume shall be paid for as extra work.

- s. Lowering Structures.- Prior to cutting the subgrade, the Contractor shall remove structure covers, lower the structures to a point between 8 inches and 12 inches below the proposed subgrade, and cover the structures with a steel plate. Structures shall not be raised prior to placing roadway embankment.

The steel plates for covering structure openings shall conform to the plan detail, be pegged and properly placed to prevent their movement under all traffic, be thick enough to carry all traffic, and prevent the infiltration of debris into the structures.

The Contractor shall lower valve boxes to a point between 8 inches and 12 inches below the proposed subgrade. Valve boxes shall not be raised prior to placing roadway embankment.

The void in the grade above the steel plates used for structure lowerings and valve box lowerings shall be backfilled, and compacted to 95% of its maximum dry density, with an Engineer approved coarse aggregate.

“Machine Grading, Modified” shall include all the work associated with lowering structures, including backfilling.

The Contractor shall coordinate the lowering of private utility structures with the private utility companies.

- t. Structure Covers.- As directed by the Engineer and within two days of their removal, the Contractor shall stockpile on-site, in a location that is mutually agreeable to the Engineer and Contractor, the existing structure covers. The City of Ann Arbor’s forces will pick-up the structure covers at a time that is convenient to them and mutually agreeable to the Contractor. The Contractor shall provide the equipment and manpower to load the castings on the City’s vehicle(s) so that they can be removed from the site by the City.

- u. Structure and Sewer Cleanliness.- All sewers, and structures, including manholes, gate wells, valve boxes, inlet structures and curbs shall be protected from damage and contamination by debris and construction materials. Structures shall be maintained clean of construction debris and properly covered at all times during the construction. The Contractor shall immediately clean any structures and/or sewers that become contaminated with construction debris. The Contractor shall be responsible for all direct and indirect damages which are caused by sewers or structures which have been made unclean or have been damaged by the Contractor.

- v. Contractor’s Calculations.- Existing and proposed cross sections are provided in the plans. The Contractor shall perform his/her own computations and is responsible to inspect the site to determine his/her own estimate of the quantities of work involved. Deviations between the existing contours and the existing and proposed cross-sections shown on the plans shall not be cause for additional compensation.

- w. Estimated Earthwork & Pavement Removal Quantities.- The table shown below contains the Engineer’s estimate of the earth excavation (cut), the embankment (fill), and pavement removal required to prepare the foundation as defined herein for the project. These quantities do not take into consideration the suitability of the soils for their intended use, their possible availability due to construction staging or storage limitations, bulking of the material upon excavation, changes in volumes due to moisture content or soil types, or other similar related issues. The Contractor shall remain responsible for determining the actual amount(s) of work to be performed to complete the project as shown on the plans and as specified herein.

Machine Grading Modified Item of Work	Est. volume of earth excavation (cut), cubic yards	Est. volume of embankment (fill), cubic yards	Pavement Removal square yards
Pontiac Trail	13,610	1850	13,750

- x. Tree trimming. - The Contractor shall coordinate with the City Field Services Unit to schedule trimming of trees by City forces or authorized subcontractor. The Contractor shall not be entitled to an extension of time or any additional compensation for the coordination of this work.

MEASUREMENT AND PAYMENT

Measurement for payment for the item “Machine Grading” shall be the computed in square yard quantity of excavated material (pavement, soil, rock, brick, etc.) from the top of existing grade down to the bottom of the excavation. Embankment, fill, subgrade protection/maintenance, drainage maintenance, topsoil, seeding, and restoration quantities will not be paid for separately, and are included in this item of work.

The completed work as measured for this item of work will be paid for at the Contract Unit Price for the following Contract (Pay) Item:

PAY ITEM

PAY UNIT

Machine Grading, Modified

Station

Subsection 205.04.G of the MDOT 2012 SSC, which reads “Machine Grading will be measured by length along the surface edge. The Engineer will measure each side of the road, where work is performed, separately.” is hereby deleted. “Machine Grading, Modified” will be measured once, and only once, along the centerline of the roadway or feature being constructed.

“Machine Grading, Modified” will be measured by length in 100 foot long stations, or portions thereof, along the centerline of the feature being constructed.

The various pay items included herein shall include all labor, materials and equipment required to complete the work.

The Contractor shall include all of his/her costs to complete all of the Machine Grading, Modified work in the Machine Grading, Modified pay item and plan quantities included in the proposal. No additional payment will be made for Machine Grading, Modified work which, although, shown on the plans and specified herein as work which needs to be completed, may not be included in a particular Machine Grading, Modified pay item. Plan quantities will be paid for the work, and will only be adjusted due to changes in the limits of the work, as directed by the Engineer, in writing.

The pay item “Machine Grading, Modified” shall include all the work specified herein, including, but not limited to, the removal and offsite disposal of any surplus or unsuitable materials and the furnishing from off-site any additional Engineer approved fill materials necessary to construct the embankment and subgrade to the contours and cross-sections shown on the plans.

The Contractor is advised that due to the phasing of the project and the probable unsuitability of some or all of the excavated material for use as approved fill material, there may be imbalances between the amount of earth cut which is suitable for reuse as fill, and the amount of earth needed to construct the lines and grades shown on the plans, or as directed by the Engineer. The Contractor shall make provisions for such imbalances and shall include in the bid price for this work the cost of importing/furnishing, placement, and compaction of the material, as well as the cost of stockpiling and re-handling of imported and/or on-site Engineer approved materials as necessary to complete the work of constructing the embankment and subgrade to the cross sections shown on the plans.

Subgrade Manipulation will be measured in square yards. Only areas designated by the Engineer as requiring subgrade manipulation will be measured for payment.

**DETAILED SPECIFICATION
FOR
ITEM #207 – INFILTRATION TRENCH WITH STONE RESERVOIR, AGGREGATE 6A
ITEM #208 – NON-WOVEN GEOTEXTILE FABRIC, BIAXIAL OR TRIAXIAL**

DESCRIPTION

This work includes subgrade preparation, furnishing and installation of infiltration trench with a stone reservoir, and geosynthetic materials, as specified herein, as shown on the Plans, and as directed by the Engineer.

This work shall be completed in accordance with the drawings and detailed specifications of this contract, the City of Ann Arbor Standard Specification, and the MDOT 2012 Standard Specifications for Construction, and as herein specified, including any detailed specifications.

QUALITY CONTROL/QUALITY ASSURANCE

- a. Installation personnel qualifications. - Trained and experienced in the fabrication and installation of the materials and equipment, including but not limited to the installation of the approved geotextile fabric.
- b. Weight or packing slips. - Furnish weight or packing slips for material supplied for use in the infiltration trench.
- c. Delivery, storage and handling. - Handle and store materials in a manner which will prevent deterioration, damage, contamination with foreign matter, and damage by weather or elements, and according to Manufacturer's specifications.
- d. Protection. - Use all means necessary to protect the materials before, during, and after installation. Reject damaged, deteriorated or contaminated material and immediately remove from the Site. Replace rejected materials with new materials at no additional cost to the City.

MATERIALS

The materials shall meet the requirements referenced detailed below:

- a. Aggregate reservoir: MDOT 6A
The stone reservoir shall consist of MDOT 6A and shall meet the following requirements:
Minimum 90% crushed.
Voids \geq 30%.
Gradation as follows:

Sieve	% Passing
1.5-inch	100
1.0-inch	95-100
0.5-inch	30-60
#4	0-8
Loss by Wash	1.0 max

The thickness shall be in accordance with the plans. If approved aggregate has less than 30% voids, increase thickness to accommodate design volume as directed by the Engineer shall be at the Contractor's expense.

- b. Geotextile fabric: Non-woven, Polypropylene biaxial or triaxial grid
Minimum Properties:
Minimum Rib Thickness: 0.03 inches (0.76 mm)
Tensile Strength @2% Strain (ASTM D6637): 280 lbs/ft
Tensile Strength @5% Strain (ASTM D6637): 580 lbs/ft
Ultimate Tensile Strength (ASTM D6637): 850 lbs/ft
Flexural Stiffness (ASTM D5732): 250,000 mg-cm
Resistance to Installation Damage (ASTM D5818 & D6637): 93%

Tensar BX1100 or approved equal.

CONSTRUCTION METHODS

- a. Subgrade preparation. - Avoid compaction of subgrade soil unless directed or approved by Engineer. Scarify compacted or disturbed subgrade soils to a minimum depth of 6 inches with York rake; or equivalent method and light tractor. Remove accumulation of fine materials due to ponding or surface erosion with light equipment. Conform to line, grade, and elevations indicated. Excavate, fill, re-grade, and scarify areas damaged by erosion, ponding or traffic compaction. Use light equipment. Proof rolling, with light equipment, of suspected unstable areas may be requested by Engineer. Do not place geotextile or permeable media bed until subgrade surface has been inspected and approved by Engineer.
- b. Geotextile fabric installation. - Do not place geotextile fabric on a frozen base, subgrade. Place geotextile and reservoir course immediately after subgrade approval. Remove any accumulation of debris or sediment which has taken place after approval of subgrade prior to installation of the geotextile, at the contractor's expense. Place geotextile in accordance with Manufacturer's standards and recommendations.

Overlap Adjacent Strips: Minimum 16 inches.
Prevent runoff or sediment from entering the storage bed.

- c. Place aggregate reservoir in accordance with the plans.

Maximum Lift Thickness: 10 inches.
Minimum Lift Thickness: 6 inches.

Compact each layer to a minimum of 95% of the maximum density as per City of Ann Arbor Standard Specifications. Fine grade as necessary to conform to elevations and cross section indicated on the Drawings. Roll aggregate layer with paving roller until smooth, as directed by Engineer.

MEASUREMENT AND PAYMENT

The items of work included in this Detailed Specification shall include all labor, material and equipment needed to accomplish all the work described in this detailed specification, which includes, but is not limited to: furnishing, placement, and compaction of all sand and aggregate materials and furnishing and placement of geotextile.

All costs for furnishing and operating vacuum-type street cleaning equipment, backhoes, jackhammers, air compressors, and other equipment necessary to complete the work shall be included in the bid prices for these items of work or in the item of work "General Conditions."

The completed work as measured for these items of work will be paid for at the Contract Unit Prices for the following Contract (Pay) Items:

PAY ITEM

Infiltration Trench with stone reservoir, Aggregate 6A
Non-woven geotextile fabric, biaxial or triaxiald

PAY UNIT

Lineal Foot
Square Yard

The unit prices for these items of work shall include all labor, material, and equipment costs to perform all the work specified in the Standard Specifications and as modified by this Detailed Specification.

**DETAILED SPECIFICATION
FOR
ITEM #209 – INFILTRATION TRENCH UNDERCUTTING**

DESCRIPTION

This work includes removal of unsuitable materials within the infiltration trench to depths as specified by the Engineer; and backfilling with MDOT 2NS granular material.

CONSTRUCTION METHOD

The Engineer will monitor the excavation of the infiltration trench to determine if suitably permeable soils are encountered at the design depths. If suitable material is not encountered at some locations at the elevations shown on the plans, the Engineer may direct undercuts as necessary.

After undercut areas are excavated to the depths as directed by the Engineer, the areas shall be backfilled with MDOT 2NS granular material and recompact to no less than 95% of its Modified Proctor value. The Contractor shall properly dispose of all excess materials.

At various times throughout the work, the Engineer may direct the Contractor to use smaller and/or lighter equipment, and to defer certain work tasks, in order to protect the grade and/or adjacent areas. The Contractor shall not be entitled to any additional compensation for the use of smaller equipment, lighter equipment, or work task deferral.

MEASUREMENT AND PAYMENT

This item of work shall be measured for payment by calculating the volume of the undercut excavation prior to the placement of backfill.

The completed work as measured for this item of work will be paid for at the Contract Unit Price for the following Contract (Pay) Item:

PAY ITEM

PAY UNIT

Infiltration Trench Undercutting

Cubic Yard

The unit price for this item of work shall include all labor, material, and equipment costs to perform all the work specified in the Standard Specifications and as modified by this Detailed Specification, including the furnishing, placement, and compaction of all backfill materials.

**DETAILED SPECIFICATION
FOR
ITEM #210 - SUBGRADE UNDERCUTTING, TYPE II**

DESCRIPTION

This work includes removal of unsuitable granular base, subbase or clay material(s) to depths as specified by the Engineer.

CONSTRUCTION METHOD

After the pavement has been removed, and/or after rough/finish grading, and/or at the time of proofrolling, the Engineer may inspect the grade to determine the need for, and the limits of, undercuts. After undercut areas are excavated to the depths as directed by the Engineer, the areas shall be trimmed, shaped, evenly graded and recompacted to not less than 95% of the soils maximum unit weight as determined by the AASHTO T-180 test. The Contractor shall properly dispose of all excess materials.

Subgrade Undercutting - Type II shall be backfilled with 21AA Limestone, Class II Sand, or other material(s), as directed by the Engineer. The backfill material shall be compacted to not less than 98% of its maximum unit weight as determined by the AASHTO T-180 test. The fill material(s) for Subgrade Undercutting Type II shall be paid at the Contract unit price for the corresponding items of work as used which are (Class II Sand - C.I.P., and 21AA Limestone - C.I.P.).

The Contractor shall remove, salvage, deliver to any location within the City limits, and neatly stack/stockpile all bricks, if present, as directed by the Engineer.

The Contractor shall remove, add to, re-shape, re-grade, and re-compact the existing roadbed materials, and shall construct the roadway to the cross-section(s) as indicated on the Plans, as detailed in the Specifications, and as directed by the Engineer. The Contractor shall use blade graders, maintainers, vibratory rollers, and/or other equipment as necessary, and as directed by the Engineer, for this work. Use of each specific piece of equipment is subject to the approval of the Engineer.

At various times throughout the work, the Engineer may direct the Contractor to use smaller and/or lighter equipment, and to defer certain work tasks, in order to protect the grade and/or adjacent areas. The Contractor shall not be entitled to any additional compensation for the use of smaller equipment, lighter equipment, or work task deferral.

MEASUREMENT AND PAYMENT

These items of work shall be measured for payment by calculating the volume of the undercut excavation prior to the placement of backfill.

The completed work as measured for these items of work will be paid for at the Contract Unit Prices for the following Contract (Pay) Items:

PAY ITEM

PAY UNIT

Subgrade Undercutting, Type II

Cubic Yard

The unit prices for these items of work shall include all labor, material, and equipment costs to perform all the work specified in the Standard Specifications and as modified by this Detailed Specification.

**DETAILED SPECIFICATION
FOR
ITEM #211 – TEMPORARY 4 INCH OR 6 INCH WATER MAIN LINE STOP**

DESCRIPTION

This work shall include all excavations, line stop contractor labor, materials, and backfill required to install a 4 inch or 6 inch line stop on an existing water main. All work shall be done in accordance with the City of Ann Arbor Public Services Department Standard Specifications, and as directed by the Engineer.

CONSTRUCTION METHODS

Construction shall meet all requirements of the City of Ann Arbor Standard Specifications. All excavation shall be of sufficient size that work can be performed safely. Line stop work shall be coordinated with proposed water main shut down. The line stop Contractor must be on site at all times during the line stop operation.

MEASUREMENT AND PAYMENT

The unit prices for this item of work shall include all labor, material, and equipment costs to perform all the work specified in the Standard Specifications and as modified by this Detailed Specification.

PAY ITEM

PAY UNIT

Temporary 4 inch or 6 inch Water Main Line Stop

Each

**DETAILED SPECIFICATION
FOR
ITEM #212 - PAVT. MRKG., POLYUREA, 4 INCH, YELLOW
ITEM #213 - PAVT. MRKG., POLYUREA, 6 INCH, WHITE
ITEM #214 - PAVT. MRKG., POLYUREA, 24 INCH, WHITE**

DESCRIPTION

This work consists of providing and applying retroreflective permanent pavement markings in accordance with the Michigan Manual on Uniform Traffic Control Devices. Provide markings, shapes, spacing, and dimensions that conform to the plans, the City of Ann Arbor Standard Specifications, 2012 Michigan Department of Transportation Standard Specifications for Construction, and as specified herein.

MATERIALS

Provide materials in accordance with Sections 811 and 920 of the 2012 Michigan Department of Transportation Standard Specifications for Construction, Polyurea Pavement Marking Material. Provide the Material Safety Data Sheets to the Engineer for required materials and supplies. Dispose of unused material and containers in accordance with the Federal Resource Conservation Recovery Act (RCRA) of 1976 as amended, and 1994 PA 451, Part 111 Hazardous Waste Management. Provide samples of permanent pavement marking materials upon request.

CONSTRUCTION

The preparation and placement of permanent pavement markings shall conform to Section 811 of the 2012 MDOT Standard Specifications for Construction, the City of Ann Arbor Standard Specifications, the plans, and as specified herein.

MEASUREMENT AND PAYMENT

The measurement and payment for polyurea pavement markings shall be in accordance with Section 811.04 of the 2012 MDOT Standard Specifications for Construction, the City of Ann Arbor Standard Specifications, the plans, and as specified herein. The unit prices for this item of work shall include all labor, material, and equipment costs to perform all the work specified in the Sections 811 and 920 of the 2012 MDOT Standard Specifications and as modified by this Detailed Specification.

PAY ITEM

Pavt Mrkg, Polyurea, 4 inch, Yellow
Pavt Mrkg, Polyurea, 6 inch, White
Pavt Mrkg, Polyurea, 24 inch, White

PAY UNIT

Linear Foot
Linear Foot
Linear Foot

**DETAILED SPECIFICATION
FOR
ITEM #215 - GUARDRAIL, TYPE B
ITEM #216 – GUARDRAIL APPROACH TERMINAL, TYPE 2B**

DESCRIPTION

All work must be completed in accordance with section 807 of the 2012 Michigan Department of Transportation Standard Specifications for Construction, except as stated in this detailed specification, as shown on the plans, and as directed by the Engineer.

MATERIALS

Provide materials in accordance with the following sections of the 2012 MDOT Standard Specifications for Construction:

Sound Earth	205
Guardrail Beam Elements and Hardware	908
Reflectors.....	908
Steel Posts	908
Wood Posts	912
Guardrail Blocks	912

CONSTRUCTION

The construction of Guardrail, Type B and Guardrail Approach Terminal, Type 2B shall conform to Section 807 of the 2012 MDOT Standard Specifications for Construction, the City of Ann Arbor Standard Specifications, and the plans.

MEASUREMENT AND PAYMENT

The measurement and payment for Guardrail, Type B and Guardrail Approach Terminal, Type 2B shall be in accordance with Section 807 of the 2012 MDOT Standard Specifications for Construction. The unit prices for this item of work shall include all labor, material, and equipment costs to perform all the work specified in the section 807 of the 2012 MDOT Standard Specifications and as modified by this Detailed Specification.

PAY ITEM

PAY UNIT

Guardrail, Type B
Guardrail Approach Terminal, Type 2B

Linear Foot
Each

**DETAILED SPECIFICATION
FOR
ITEM #217 – CONDUIT, SCHEDULE 80 PVC, 3 INCH, SPECIAL**

DESCRIPTION

This work shall include the excavation and proper disposal off-site of excess excavated material, the installation of conduits, the placement of MDOT Class II bedding and backfill compacted to 95% of its maximum unit weight, and the installation of pull strings and detection tape. All work shall be completed in accordance with Sections 819 and 918.01 of the MDOT 2012 Standard Specifications for Construction, as shown on the plans, as directed by the Engineer, and as modified herein.

CONSTRUCTION

Schedule 40 PVC conduits will be used in areas outside the influence of the roadway or in areas where the conduit will be placed in concrete encasement or placed in permanent structures. Schedule 80 PVC conduit will be used for roadway crossings and in other areas as directed by the Engineer.

All conduits, including sweeps into handholes, and fittings shall be installed in accordance with the latest revision of Article 347 of the National Electric Code (NEC). The minimum sweep radius of the conduit shall measure at least 7 inches. After clearing the conduits, the Contractor shall install a pull line and install a plug or cap (suitable for removal at the time of future cable installation) for each conduit.

Detectable Marking Tape shall also be installed with the conduit which will allow for detection using an inductive method. The tape shall be pigmented polyolefin film with a printed message on one side. The ink used to print the material shall be permanent which cannot be removed by normal handling or upon underground burial. The polyethylene shall be chemically inert and shall not degrade when exposed to alkalies, acids and other destructive substances commonly found in soil. The tape shall be placed continuously, 6 to 8 inches above the buried conduits with overlap where splices are required. Over the conduit between the communication handhole assemblies, the tape shall be orange in color and shall read "Fiber Optic Cable - City of Ann Arbor Transportation." Over the conduit between the street lighting handholes, the tape shall be red in color and shall read "Caution—Buried Electrical Line."

A "Tracer Wire," 1/C #10 RHH/RHW/USE, shall be placed around the conduits that are to be utilized for future traffic signal interconnection. The tracer wire shall be continuous and run from handhole to handhole.

The Contractor shall install conduit utilizing trenchless excavation methods for placing conduit under existing curb and gutter, sidewalks, driveway approaches, etc. which will remain in place.

The Contractor shall provide and install appropriate non-metallic sleeves and gasketed expansion couplings for each conduit if it is required to be installed in a bridge at each bridge joint. The Contractor shall submit catalog "cuts" of the proposed materials for review by, and approval of, the Engineer prior to ordering materials or performing any of the work.

MEASUREMENT AND PAYMENT

The completed work shall be paid for at the contract unit price for the following contract items (pay items):

PAY ITEM

Conduit, Schedule 80 PVC, 3 inch, Special

PAY UNIT

Foot

All work indicated herein shall be included in the unit prices for the above pay items and shall include all labor, materials and equipment required to complete the work.

Payment for “Conduit, Schedule 40 PVC, ___ inch, Special” and “Conduit, Schedule 80 PVC, ___ inch, Special” will be measured by length in feet and shall include all labor, equipment, fittings, elbows, sweeps, pull strings, end caps, sleeves, tracer wire, and expansion couplings as shown on the plans, and specified herein.

**DETAILED SPECIFICATION
FOR
ITEM #218 – COMMUNICATION HANDHOLE ASSEMBLY, COMPLETE**

DESCRIPTION

This work shall consist of furnishing and installing traffic signal handholes and communication handhole assemblies at the locations shown in the Plans, or as directed by the Engineer. All work shall be completed in accordance with the current National Electric Code (NEC), Section 819 of the Michigan Department of Transportation 2012 Standard Specifications for Construction, except as specified herein.

MATERIALS

All materials shall be new and meet the requirements of the current IEEE, NEMA, ANSI Standards as applicable, and as specified herein.

The Contractor shall submit product data sheets for all handholes, covers and other parts for Engineer approval prior to ordering materials. The manufacturer "Quazite Composolite," referenced below, is located in Lenoir City, Tennessee.

CONSTRUCTION

Handholes shall be placed at all junctions of traffic signal or electrical conduit, and as shown on the plans. Maximum distance between any two handholes shall be as shown on the Plans, but in no case shall exceed 500 feet.

The Pay Item Electrical Handhole Assembly, Complete shall include:

- The complete work as shown on plans and in the details.
- Excavation and disposal of excavated materials.
- Placement of foundation material consisting of 4 inches of MDOT Class II sand compacted to 95% of its maximum unit weight.
- Setting the handhole which shall consist of a "Quazite Composolite" box. The box shall be #PG1118BA12. The cover shall be, #PG1118HA41, a locking heavy-duty bolt-down type with a logo that reads "Street Lighting." The total depth of the handhole shall be 12 inches.
- All work related to connecting handholes to new and existing conduits, whether shown on the plans or not.
- MDOT Class II backfill compacted to 95% of its maximum unit weight around the perimeter of the handhole.

The Pay Item Communication Handhole Assembly, Complete shall include:

- The complete work as shown on plans and in the details.
- Excavation and disposal of excavated materials.
- Placement of foundation material consisting of 4 inches of MDOT Class II sand compacted to 95% of its maximum unit weight.
- Setting the handhole which shall consist of two, stacked "Quazite Composolite" boxes. The lower box shall be #PG1730BB18. The upper box shall be #PG1730BA18. The cover shall be, #PG1730HA46, a locking heavy-duty bolt-down type with a logo that reads "Traffic Signal." The total depth of the handhole shall be 36 inches.
- All work related to connecting handholes to new and existing conduits, whether shown on the plans or not.
- MDOT Class II backfill compacted to 95% of its maximum unit weight around the perimeter of the assembly.

All conduits shall be connected to the handholes in accordance with the latest revision of Article 346 of the National Electrical Code (NEC).

MEASUREMENT AND PAYMENT

The completed work shall be paid for at the contract unit price for the following contract items (pay items):

PAY ITEM

Communication Handhole Assembly, Complete

PAY UNIT

Each

Electrical Handhole Assembly, Complete and Communication Handhole Assembly, Complete shall be paid for at their contract unit prices and shall include all labor, equipment, and materials to complete the work as specified herein.

**DETAILED SPECIFICATION
FOR
ITEM #220 - HMA PAVEMENT BASE – 3E-3
ITEM #221 - HMA PAVEMENT LEVELING - 4E-3
ITEM #222 - HMA PAVEMENT WEARING – 5E-3
ITEM #223 – HMA DRIVE APPROACH**

DESCRIPTION

Hot Mix Asphalt (HMA) pavement base, leveling, and top courses shall be constructed in accordance with Section 501 of the 2012 MDOT Standard Specifications for Construction, except as modified herein, and as directed by the Engineer.

MATERIALS AND EQUIPMENT

The HMA mixtures to be used for this work shall be as follows:

<u>WORK ITEM</u>	<u>MDOT HMA MIXTURE #</u>
HMA Pavement Wearing	5E-3 (Superpave)
HMA Pavement Leveling	4E-3 (Superpave)
HMA Pavement Base	3E-3 (Superpave)

Binders for Superpave mixes shall be PG 58-22 for base and leveling courses, and PG 70-28(p) for the wearing course, as directed by the Engineer, and shall meet the requirements specified in Section 904 of the 2012 edition of the MDOT Standard Specifications, and any current supplemental MDOT specifications.

The Contractor shall have a 10-foot long straight-edge, backhoe, air-compressor and jackhammer available during all paving operations.

The Aggregate Wear Index (AWI) number for this project is 260. This AWI number applies to all aggregates used in all top course mixtures. Blending aggregates to achieve this AWI requirement is permitted in accordance with current MDOT Standards, and Supplemental Specifications.

Reclaimed Asphalt Pavement (RAP) in HMA Mixtures

The use of Reclaimed Asphalt Pavement (RAP) in HMA mixtures shall be in accordance with Section 501.02.A.2 of the 2012 edition of the MDOT Standard Specifications, and the City of Ann Arbor Standard Specifications.

All equipment shall conform to Section 501.03.A of the 2012 MDOT Standard Specifications, except as modified herein.

The Contractor shall have a 10 foot long straight edge, rubber-tired backhoe (Case 580 type, or equivalent), air-compressor with the ability to develop a minimum pressure of 100 pounds per square inch and continuous rated capacity of 150 cubic feet per minute of air flow, and jackhammer available during all paving operations. The Contractor shall be required to perform any miscellaneous cleaning, trimming, material removal, and other tasks as required by the Engineer in order to ensure the proper and orderly placement of all HMA materials on this project.

The Contractor shall provide sufficient rollers to achieve the specified asphalt densities.

At various times throughout the work, the Engineer may direct the Contractor to use smaller and/or lighter equipment, and to defer certain work tasks, in order to protect the grade and/or adjacent areas; including hauling units. The Contractor shall not be entitled to any additional compensation for the use of smaller equipment, lighter equipment, or work task deferral.

CONSTRUCTION METHODS

All concrete work shall be completed prior to placing HMA mixtures.

The Contractor shall place HMA wedges using the base, leveling, and wearing mixtures specified herein, as directed by the Engineer, prior to placing the wearing course. Such wedging shall be measured and paid for at the respective unit price of the appropriate HMA Pavement item.

Cleaning and Bond Coat application- Cleaning and bond coat application shall be performed in accordance with Sections 501.03.C and 501.03.D of the 2012 MDOT Standard Specifications, except as modified herein, and as directed by the Engineer.

The Contractor shall furnish and operate throughout the construction period, vacuum-type street cleaning and utility structure cleaning equipment (Vac-All, Vactor, etc.) approved by the Engineer, and when directed by the Engineer, for street cleaning immediately prior to, and for street and utility structure cleaning after any and all paving. The cleaning equipment shall be of sufficient power to remove dust, dirt, and debris from the pavement and from utility structures in and adjacent to the construction area. The vac-all or similar equipment and shall be approved by the Engineer prior to beginning the work. The equipment used shall have an effective means for preventing any dust resulting from the operation from escaping into the air.

The bond coat shall be applied at a minimum rate of 0.05 gallons/yd². Before placing the bond coat, the existing pavement surface shall be thoroughly cleaned. The Contractor shall also thoroughly clean all joints, cracks, and edges to a minimum depth of one inch with compressed air, vac-all type equipment, or other approved mechanical or hand methods, to remove all dirt, debris, and all foreign material.

HMA Placement- Placement shall conform to Section 501.03.F of the 2012 MDOT Standard Specifications, except as modified herein, and as directed by the Engineer.

HMA placement shall not commence until a “Permit to Place” (no additional costs are required to obtain this permit) has been issued in writing by the Engineer. The Permit to Place shall be issued after the aggregate base course or the adjacent, underlying layer of pavement section has been approved by the Engineer.

The final structure adjustments must be approved by the Engineer prior to the issuance of the “Permit to Place” for the wearing course.

The top course shall be placed with a ¼” lip at the gutter edge of metal.

All HMA thickness dimensions are compacted-in-place.

Paving Operation Scheduling – The Contractor shall schedule the paving operation to avoid longitudinal cold joints that would be required to be left “open” over night.

In all cases, the Contractor shall pave the primary road’s through-traffic lanes (“main line”) first, from point-of-beginning to the point-of-ending. All other paving including, but not limited to; acceleration and deceleration lanes, intersection approaches, and center left-turn lanes shall be paved following completion of main line paving, unless authorized by the Engineer prior to the placement of any pavement.

Rate of Paver operation - The rate of the paver’s travel shall be maintained such that the paving operation will be continuous, resulting in no transverse cold joints, but shall never exceed the rate of 50 feet per minute.

The Contractor shall furnish and operate enough material, equipment, and hauling units so as to keep the paving machine(s) moving continuously at all times. Failure to do so shall be cause for the suspension of the paving operation until the Contractor can demonstrate to the satisfaction of the Engineer, that sufficient resources have been dedicated to perform the work in accordance with the project specifications.

Longitudinal and Transverse Joints- shall conform to Section 502.03.F of the 2012 MDOT Standard Specifications and as specified herein.

For mainline HMA paving, the width of the mat for each pass of the paver shall be not less than 10.5', nor greater than 15', except as noted in the plans and as directed by the Engineer. The Engineer will direct the layout of all HMA longitudinal joints during construction.

Prior to placing the adjacent paving pass on the leveling and wearing courses of HMA, the Contractor shall cut and remove 6" to 8" of the previously placed pavement at the free edge of the pavement by means of a coultter wheel. The Engineer reserves the right to reject any method(s) for cutting the pavement that does not provide a vertical and satisfactory edge, free of tearing, bending, or other deformations, as determined by the Engineer. Any method(s) employed by the Contractor shall be completely effective. The cut edge shall have a uniform bead of pavement joint adhesive applied to the full-height of the joint. The removal of this HMA material and resulting edge must be approved by the Engineer prior to proceeding with the placement of the succeeding pass of HMA. The base course of HMA and its vertical edge will have bond coat applied in accordance with Section 501.03.D. All costs associated with complying with these requirements will not be paid for separately, but shall be considered to be included in the items of work "HMA, ___" or "HMA, Approach."

Pavement joint adhesive shall be hot-applied, meet, or exceed, the following properties, and be approved by the Engineer prior to performing HMA placement:

Brookfield Viscosity, 400°F, ASTM D2669 – 4,000 to 10,000 cp
Cone Penetration, 77°F, ASTM D5329 – 60 to 100
Flow, 140°F, ASTM D5329 – 5mm maximum
Resilience, 77°F, ASTM D5329 – 30% minimum
Ductility, 77°F, ASTM D113 – 30 cm minimum
Ductility, 39.2°F, ASTM D113 – 30 cm minimum
Tensile Adhesion, 77°F, ASTM D5329 – 500% minimum
Softening Point, ASTM D36 - 170°F minimum
Asphalt Compatibility, ASTM D5329 – pass

Feather Joints – shall be constructed so as to vary the thickness of the HMA from zero inches to the required paving thickness at the rate of approximately 1.5" over a distance of 10 feet, or as directed by the Engineer. The Contractor shall rake the larger pieces of aggregate out of feather joints prior to compaction.

Butt Joints - Construction of butt joints, where directed by the Engineer, shall conform to Section 501.03.C.3 and 501.03.C.4 of the 2012 MDOT Standard Specifications, except as modified herein.

When a butt joint is specified or directed to be placed by the Engineer, remove the existing HMA surface to the thickness of the proposed overlay, or full-depth, as directed by the Engineer, for the full width or length of the joint. The HMA material shall be sawcut to the directed depth along the pavement edge or removal line to prevent tearing of the pavement surface. Cut joints that will be exposed in the completed surface must be cut with a saw or a cold-milling machine or other methods approved by the Engineer. Joints that will be covered by HMA must be cut with a saw, a cold-milling machine, or other methods approved by the Engineer.

Rakers- the Contractor shall provide a minimum of two rakers during the placement of all wearing and leveling courses.

Faulty Mixtures – The Contractor and Engineer shall carefully observe the paving operation for signs of faulty mixtures. Points of weakness in the surface shall be removed or corrected by the Contractor, at his/her sole expense,

prior to paving subsequent lifts of bituminous material. Such corrective action may include the removal and replacement of thin or contaminated sections of pavement, segregated HMA, and any sections that are weak or unstable. Once the Contractor or his representative is notified by the Engineer that the material being placed is out of allowable tolerances, or that there is a problem with the paving operation, the Contractor shall stop the paving operation at once, and shall not be permitted to continue placing bituminous material until again authorized by the Engineer. Any costs associated with meeting the requirements specified herein shall not be paid for separately, but shall be included in the item(s) of work being performed at the time the faulty mixture was discovered.

MEASUREMENT AND PAYMENT

Measurement of these HMA paving items shall be by the ton, in place. Unused HMA remaining in trucks after the work is completed shall be returned to the plant and re-weighed, and the corrected weight slip shall be provided to the Engineer. No payment will be made for the unused HMA material. All weight slips must include the type of mixture (codes are not acceptable), as well as vehicle number, gross weight, tare weight and net weight.

Corrective action shall be enforced as described at Division 5 of the 2012 MDOT Standard Specifications and will be based on the City's testing reports.

All costs for furnishing and operating vacuum-type street cleaning equipment, backhoes, jackhammers, and air compressors shall be included in the bid prices for these items of work or in the item of work "General Conditions."

All costs of meeting the requirements of this Detailed Specification shall be included in the bid prices for HMA items in the proposal and will not be paid for separately.

The completed work as measured for these items of work will be paid for at the Contract Unit Prices for the following Contract (Pay) Items:

<u>PAY ITEM</u>	<u>PAY UNIT</u>
HMA Pavement Base Course 3E-3	Ton
HMA Pavement Leveling Course 4E-3	Ton
HMA Pavement Wearing Course 5E-3	Ton
HMA Driveway Approach	Ton

The unit prices for these items of work shall include all labor, material, and equipment costs to perform all the work specified in the Standard Specifications and as modified by this Detailed Specification.

**DETAILED SPECIFICATION
FOR
ITEM #224 – TEMPORARY HMA PAVEMENT**

DESCRIPTION

This work shall consist of constructing, maintaining, and subsequently removing roads and pavements for maintenance of traffic purposes. Work shall be in accordance with Sections 204, 501, and 602 of the Michigan Department of Transportation 2012 Standard Specifications for Construction, and as specified herein. These requirements shall not apply to pavements to remain in place after construction is completed.

MATERIALS

The materials used for this work shall be in accordance with subsections 501.02 or 601.02 of the 2012 Standard Specifications for Construction, except as modified herein. Temporary pavement may include the following materials or any combination thereof: hot mix asphalt, cold patch mixture, and/or concrete pavement. The type of temporary pavement to be placed must be approved by the Engineer.

The Contractor shall provide mix designs to the Engineer for review prior to placement. For each submittal or resubmittal, the Contractor shall allow at least 7 calendar days from the date of the submittal to receive the Engineer's acceptance, request for revisions, or rejection of the mix design. Required revisions or resubmittals will not be a basis of payment for additional compensation, extra work, or an extension of time.

CONSTRUCTION METHODS

Construct the temporary pavement according to subsection 501.03 and 601.03 of the 2012 Standard Specifications for Construction, except as modified herein.

The temporary pavement material shall meet the minimum thickness shown in the following table:

<u>Pavement Type</u>	<u>Minimum Thickness</u>
Flexible (includes HMA and Cold Patch)	2.5"
Rigid (includes Concrete)	6"

Pavement shall be placed to provide proper drainage and prevent improper ponding of water. Steel reinforcement, lane ties, and steel baskets for longitudinal and transverse joints shall not be required.

Construction methods shall also follow Detailed Specification HMA Paving and Concrete Placement and Protection.

MAINTENANCE

The Contractor is to maintain all portions of the temporary pavements in good condition with respect to both safety and smoothness for travel as long as it is needed for maintenance of traffic according to subsection 104.07.C of the 2012 Standard Specifications of Construction. If at any time during the project the Engineer documents that the temporary pavement requires repairs or renewals, the Engineer will provide written notification with instructions for corrective action to the Contractor. Upon receipt of the notification of correction action, the Contractor has four hours to correct. If the temporary roadway cannot be corrected with the four hour time period, the Contractor will develop a written implementation schedule for the corrective action and submit the schedule to the Engineer for approval within one hour or time agreed upon with the Engineer of receiving the written notification. If the schedule is not approved or if the schedule is approved but is not followed, the Engineer will adjust the contract according to subsection 812.03.C. If the implementation schedule is not followed, the Engineer will notify the Contractor in writing that they are in violation of this subsection.

In addition to the actions described in subsection 812.03.C, of the Standard Specifications for Construction, the following potential action will be in effect for this project. A contract price adjustment will be made in the amount of \$100 per hour for every hour the improvements or corrective action remains incomplete. If improvements or corrections have not been made to the satisfaction of the Engineer, the contract will be adjusted until the temporary roadway is acceptable.

REMOVAL

The Contractor shall remove and dispose of the temporary pavement when the temporary pavement is no longer needed in accordance with Section 204 of the Michigan Department of Transportation 2012 Standard Specifications for Construction.

Removal of the temporary pavement shall not be paid for separately, but be included in the pay item “Temporary Pavement”.

MEASUREMENT AND PAYMENT

The completed work as measured will be paid for at the contract unit prices for the following contract items (pay items):

PAY ITEM

PAY UNIT

Temporary HMA Pavement

Ton

Measurement of Temporary HMA Pavement shall be by the ton, in place and will be payment in full for all labor, equipment, and material needed to properly complete the work as shown on the plans, as detailed in the Specifications, and as directed by the Engineer.

Unused HMA remaining in trucks after the work is completed shall be returned to the plant and re-weighed, and the corrected weight slip shall be provided to the Engineer. No payment will be made for the unused HMA material. All weight slips must include the type of mixture (codes are not acceptable), as well as vehicle number, gross weight, tare weight and net weight.

**DETAILED SPECIFICATION
FOR
ITEM #225 – RECESSING PAVEMENT MARKINGS, LONGITUDINAL
ITEM #226 – RECESSING PAVEMENT MARKINGS, TRANSVERSE
ITEM #227 – RECESSING SPECIAL PAVEMENT MARKINGS**

DESCRIPTION

This work consists of preparing (grooving) pavement surface for recessed longitudinal and transverse pavement markings in accordance with section 811 of the Standard Specifications for Construction, the plans, and this Detailed Specification.

CONSTRUCTION

Install a recess (groove) in accordance with the manufacturer's installation instructions. Ensure all recessing configurations are in accordance with the Michigan Manual of Uniform Traffic Control Devices and the Pavement Marking Standards.

1. Grooving Concrete and HMA Pavement. If there are no markings on the pavement, paint a temporary tracer line (with no beads) exactly where the permanent markings will be placed. Use these lines as a template for the grooving operation.

Use equipment and method approved by the manufacturer of the recessed pavement marking material to be recessed for forming grooves in pavement surfaces. Dry-cut the grooves in a single pass using stacked diamond cutting heads on self-vacuuming equipment capable of producing a finished groove ready for marking material installation.

Ensure that the bottom of the groove has a fine corduroy finish. If a coarse tooth pattern results, increase the number of blades and decrease the spaces on the cutting head until the required finish is achieved.

2. Groove Dimensions. Grooves for recessing pavement markings must be in accordance with the following:

Longitudinal Markings:

Groove Width: Material width +1 inch, ($\pm 1/8$ inch)

Groove Depth: As recommended by the manufacturer, (± 5 mils)

Groove Position: On the lane, 4 inches in from the joint line, ($\pm 1/8$ inch)

Transverse Markings:

Groove Width: Material width +1 inch, ($\pm 1/8$ inch)

Groove Depth: As recommended by the manufacturer, (± 5 mils)

Groove Position: In the exact location where the transverse marking (crosswalk or stop bar) will be placed.

3. Placing Recessed Pavement Markings. The pavement marking material will be placed in the grooves within 24 hours of the grooves being made. Ensure the grooves are clean and dry prior to placing pavement marking material being placed. Assure the groove is located so the entire marking can be placed in the groove.

MEASUREMENT AND PAYMENT

The completed work, as described, will be measured and paid for at the contract unit price using the following pay items:

PAY ITEM

Recessing Pavement Markings, Longitudinal

Recessing Pavement Markings, Transverse

Recessing Special Pavement Markings

PAY UNIT

Linear Foot

Square Foot

Square Foot

Recessing Pavement Markings, Longitudinal includes all equipment and labor required to complete the pavement

grooving for placement of longitudinal recessed pavement markings.

Recessing Pavement Markings, Transverse includes all equipment and labor necessary to complete the pavement grooving for placement of transverse recessed pavement markings.

Recessing Pavement Markings, Longitudinal and Recessing Pavement Markings, Transverse include placing the temporary tracer line (with no beads), when required.

Pavement marking materials, including retroreflective pavement marking required for traffic control, will be paid for separately using the appropriate pay items.

**DETAILED SPECIFICATION
FOR
ITEM #230 - REMOVE CONCRETE CURB OR CURB & GUTTER - ANY TYPE
ITEM #231 - REMOVE CONCRETE SIDEWALK AND DRIVE - ANY THICKNESS**

DESCRIPTION

This work shall consist of removing concrete curb, gutter, curb and gutter, integral curb, sidewalk, sidewalk ramps, drive openings, and drives as shown on the Plans, as detailed in the Specifications, and as directed by the Engineer, in accordance with Section 204 of the 2012 edition of the MDOT Standard Specifications for Construction, except as specified herein, and as directed by the Engineer.

CONSTRUCTION METHOD

The Contractor shall remove concrete curb, gutter, curb & gutter, integral curb, pavement, sidewalk, sidewalk ramps, drive openings, and drives, all regardless of the type and thickness, and all as shown on the Plans, as detailed in the Specifications, and as directed by the Engineer.

Prior to the start of removals, the Engineer and Contractor together shall field measure all removals.

The Contractor shall perform full-depth saw cutting at removal limits, including those necessary to construct 2-foot wide MDOT Type M drive openings, and including those necessary to provide for the partial removal of existing drive approaches as shown on the Plans, as directed by the Engineer, and as marked for removal. The Contractor shall cut steel reinforcement bars as directed by the Engineer at all areas of removal.

The Contractor shall remove, salvage, deliver to any location within the City limits, and neatly stack/stockpile all bricks, if present, as directed by the Engineer.

The Contractor shall excavate, cut, remove stumps, remove brush, grade, and trim as needed and as directed, and shall import, furnish, fill, place, grade, and compact granular material as needed to: construct new concrete items; to repair or replace existing concrete items; to relocate existing concrete items to their new specified/directed elevations/locations, including all necessary grading at elevation changes of curb and gutter, sidewalks and ramps; and at locations where existing concrete items are to be removed and turf is to be established in its place.

The Contractor shall coordinate with the City Forester prior to the removal of any tree roots.

At various times throughout the work, the Engineer may direct the Contractor to use smaller and/or lighter equipment, and to defer certain work tasks, in order to protect the grade and/or adjacent areas. The Contractor shall not be entitled to any additional compensation for the use of smaller equipment, lighter equipment, or work task deferral.

The Contractor shall re-shape, re-grade, and re-compact the existing roadbed materials to the cross-section(s) as indicated on the Plans, as detailed in the Specifications, and as directed by the Engineer. The Contractor shall use blade graders, maintainers, vibratory rollers, and/or other equipment as necessary, and as directed by the Engineer. The use of each specific piece of equipment is subject to the approval of the Engineer.

The Engineer may direct aggregate base materials to be either removed from or added to the job-site, to properly complete the work. Where the Engineer directs the addition of such materials, they shall be paid for as either the Item of Work: "21AA Limestone - C.I.P.". Where the Engineer directs such materials to be removed, they will not be paid for separately, but shall be included in the appropriate concrete removal item.

Where existing concrete curb & gutter is to be replaced on a street with a concrete (or brick) base, the Engineer may direct the Contractor to remove a 1-to-2-foot wide, full-depth section of pavement and pavement base from immediately in front of the curb & gutter. As part of this pavement/base removal, the Contractor shall perform additional (double) full-depth saw-cutting along the entire removal limits, and shall take sufficient care so as not to

damage and/or disturb any adjacent pavement, pavement base, and/or any other site feature, all as directed by the Engineer. The removals shall be to a sufficient width and depth to allow for the placement and removal of the curb & gutter formwork. After the removal of the formwork, the Contractor shall replace the concrete base to its original thickness and elevation(s).

Excavated/removal areas shall be adequately protected with barricades or fencing at all times.

Removed or excavated materials which are not incorporated into the work shall become the property of the Contractor and shall be immediately removed and properly disposed of off-site. Removed or excavated materials may not be stockpiled overnight on, or adjacent to, the site.

Subbase or subgrade removed without authorization by the Engineer, shall be replaced and compacted by the Contractor at the Contractor's expense, with materials specified by the Engineer.

The Contractor shall restore all disturbed areas to better than or equal to their original condition. This includes the placement and compaction of 2.5 inches of topsoil, followed by the placement of grass seed, followed by the placement of 0.5 inches of topsoil at all turf restoration locations, and at locations where concrete items are removed and turf is to be established. All restoration work and materials shall be in accordance with the City Standard Specifications. Restoration work must be performed within one week of the placement of the wearing course for each street.

MEASUREMENT AND PAYMENT

Sidewalk ramp removal shall be measured and paid for as “Remove Concrete Sidewalk and Driveways - Any Thickness”.

Payment for saw cutting to create or modify Type M openings, and to allow for the partial removal of existing drives shall be included in the price of the item of work, “Remove Concrete Sidewalk & Driveways - Any Thickness”, and will not be paid for separately.

All sawcutting required for removals shall be included in the appropriate item of work, and will not be paid for separately.

Restoration work, including backfilling, compacting, HMA patching adjacent to concrete items, topsoiling and seeding will not be paid for separately, but shall be included in the appropriate associated items of work.

Concrete removal items shall be field measured and paid for at the Contract Unit Prices for their respective Contract (Pay) Items as follows:

PAY ITEM

PAY UNIT

Remove Concrete Curb or Curb & Gutter - Any Type
Remove Concrete Sidewalk & Driveways - Any Thickness

Lineal Foot
Square Foot

The unit prices for these items of work shall include all labor, material, and equipment costs to perform all the work specified in the Standard Specifications and as modified by this Detailed Specification.

**DETAILED SPECIFICATION
FOR
ITEM #232 CONCRETE CURB OR CURB & GUTTER - ANY TYPE
ITEM #233 CONCRETE M-OPENING - HIGH-EARLY
ITEM #234 4 INCH CONCRETE SIDEWALK OR RAMP
ITEM #235 6 INCH CONCRETE SIDEWALK, RAMP OR DRIVE
ITEM #236 6 INCH CONCRETE SIDEWALK, RAMP OR DRIVE - HIGH-EARLY**

DESCRIPTION

This work shall consist of constructing concrete items including curb, gutter, curb and gutter, sidewalks, drive approaches, MDOT Type M drive openings, and pavement repairs with mechanical anchors and hook bolts, all of any type and/or dimensions, all of either regular, fibermesh reinforced, and/or high-early concrete, in accordance with Sections 601, 602, 603, 801, 802, and 803 of the 2012 edition of the MDOT Standard Specifications for Construction, except as specified herein, as shown on the Plans, as shown in this Detailed Specification, and as directed by the Engineer.

The Contractor is responsible to construct all sidewalks, sidewalk ramps, curbs, and all other concrete items within ADAAG compliance. All sidewalks and curb ramps must be constructed in accordance with MDOT Standard Detail R-28-F (version in place at time of the bid letting).

In addition, all concrete items of work shall comply with the Detailed Specifications for Concrete Durability and Concrete Placement and Protection.

MATERIALS

Concrete mixtures shall be as follows (or as directed by the Engineer), and concrete materials shall meet the requirements specified in the referenced sections of the MDOT Standard Specifications:

<u>Concrete Item</u>	<u>Concrete Mixture</u>	<u>MDOT Section</u>
Curb or Curb & Gutter	P1, 6-sack	601
Curb or Curb & Gutter - High-Early	HE, 8.4-sack	601
4" or 6" Sidewalk or Ramp	P1, 6-sack	601
6" or 8" Sidewalk/Ramp/Drive - High-Early	HE, 8.4-sack	601

CONSTRUCTION METHODS

General

Curb, gutter, curb and gutter, sidewalk, sidewalk ramps, drive openings, and drives shall be replaced the same day they are removed.

Concrete items, including sidewalk, non-integral curb/gutter, drives, and structure adjustments shall be completed prior to the placement of pavement.

All subgrade work shall be completed prior to placing concrete items, unless directed or approved by the Engineer.

The subbase shall be trimmed to final elevation before placing curb. Curb shall not be placed on a pedestal or mound.

The Contractor shall excavate, cut, remove stumps, remove brush, remove pavement, grade, and trim as needed and as directed, and shall import, furnish, fill, place, grade, and compact Class II granular material and 21AA Aggregate material as needed to: construct new concrete items; to repair or replace existing concrete items; to relocate existing concrete items to their new specified/directed elevations/locations, including all necessary grading at elevation changes of curb and gutter, sidewalks and ramps; and at locations where existing concrete items are to be removed and turf is to be established in its place.

At locations where the subgrade, subbase or base becomes either disturbed, saturated or otherwise damaged, and where directed by the Engineer, the Contractor shall remove a minimum 6-inch thick layer of the subgrade, subbase or base, and replace it with approved 21AA Aggregate material, compacted in place.

The Contractor shall coordinate with the City Forester prior to the removal of any tree roots.

The Contractor is responsible for any damage to concrete items, including but not limited to vandalism; vehicular, pedestrian and/or miscellaneous structural damage; surface texture damage; and rain damage.

The Contractor shall maintain on-site at all times, a sufficient quantity of adequate materials to protect concrete items. The Engineer may suspend or defer concrete placement if rain protection is not available. The Contractor shall not be entitled to any additional compensation due to work suspension or deferral resulting from a lack of adequate rain protection.

The Contractor shall perform full-depth saw cutting at removal limits, including those necessary to construct 2-foot wide Type M drive openings, and including those necessary to provide for the partial removal of existing drive approaches, as shown on the Plans, as directed by the Engineer, and as marked for removal.

The subbase and adjacent concrete shall be sufficiently wet-down with water prior to placing concrete, to prevent water loss from the new concrete, and to form a better bond between old and new concrete. If a cold-joint becomes necessary, (the) existing concrete surface(s) shall be cleaned with compressed air to expose the aggregate in the concrete.

Where it is necessary to remove existing pavement to provide space for concrete formwork, a sufficient amount of the existing pavement shall be removed to allow for the use of a vibratory plate compactor in front of the curb.

Where concrete items are placed in areas adjacent to existing pavement that is beyond the general resurfacing (pavement removal and/or milling) limits, the adjacent pavement area shall be backfilled and permanently patched within 48-hours of the removal of concrete formwork. The backfill material shall be MDOT 21AA aggregate compacted in place to 95%, up to the elevation of the proposed bottom of pavement. The pavement patching material(s) shall be as specified and as directed by the Engineer.

Where concrete items are placed adjacent to existing pavement that is within areas scheduled for subsequent pavement removal and/or milling, the adjacent pavement area shall, within 48-hours of the removal of concrete formwork, be backfilled with MDOT 21AA aggregate compacted in place to 95% up to the elevation of the bottom of the adjacent pavement.

Prior to compacting backfill in front of curb and gutter, the back of curb shall be backfilled with approved material and compacted by mechanical means to 95%.

At various times throughout the work, the Engineer may direct the Contractor to use smaller and/or lighter equipment, and to defer certain work tasks, in order to protect the grade and/or adjacent areas. The Contractor shall not be entitled to any additional compensation for the use of smaller equipment, lighter equipment, or work task deferral.

Restoration

The Contractor shall restore all disturbed areas to better than or equal to their original condition within two calendar days from the date of concrete placement. This includes the placement and compaction of 2.5 inches of topsoil, followed by the placement of grass seed, followed by the placement of 0.5 inches of topsoil, at all turf restoration locations, and at locations where concrete items are removed and turf is to be established. **Restoration shall also include the replacement of any brickwork, decorative stone, or other adjacent materials.** All restoration work and materials shall be in accordance with the City Standard Specifications.

Contraction Joints in Sidewalk

Contraction joints shall be placed at 5-foot intervals and may be tooled or sawed. The method of forming joints and spacing shall be approved by the Engineer prior to construction.

Expansion Joints in Sidewalks

$\frac{3}{4}$ -inch wide expansion joints shall be placed through concrete sidewalks in line with the extension of all property lines, at all expansion joints in the abutting curb, gutter, and combination curb and gutter, and as directed by the Engineer. Transverse expansion joints shall be placed through the sidewalks at uniform intervals of not more than 300-feet.

$\frac{1}{2}$ -inch wide expansion joints shall be placed between the sidewalk and back of abutting curb or gutter, at the juncture of two sidewalks, between the sidewalk and buildings and other rigid structures, and as directed by the Engineer.

Expansion Joints in Curb and Gutter

$\frac{3}{4}$ -inch wide expansion joints shall be placed at all street returns, at all expansion joints in an abutting pavement, at each side of all driveways (at radius points), elsewhere at 300-foot maximum intervals, and as directed by the Engineer.

Expansion joint material shall extend to the full depth of the joint. After installation, the top shall not be above the concrete nor be more than $\frac{1}{2}$ -inch below it. No reinforcing steel shall extend through expansion joints.

Plane of Weakness Joints in Curb and Gutter

Intermediate plane of weakness joints shall be placed to divide the structure into uniform sections, normally 10-feet in length, with a minimum being 8-feet in length, and shall be placed opposite all plane of weakness joints in the abutting concrete base course.

Plane of weakness joints shall be formed by narrow divider plates, which shall extend 3-inches into the exposed surfaces of the curb or curb and gutter. Plates shall be notched, if necessary, to permit the steel reinforcement to be continuous through the joint.

Concrete Pavement Repair - High Early

Prior to the placement of concrete, the Contractor shall install mechanical anchors and $\frac{5}{8}$ -inch diameter hook bolts into adjacent (new or old) concrete items as required by the MDOT Standard Specifications and Details, as indicated on the Plans, and as directed by the Engineer. The Engineer may delete the installation of mechanical anchors and hook bolts where, in the Engineer's opinion, the adjacent concrete item(s) is/are observed to be of poor quality. The installation of mechanical anchors & hook bolts will be paid for separately, and are not included in the bid price for "Concrete Pavement Repair – High Early."

During the placement of "Concrete Pavement Repair - High-Early", the Contractor shall use a high-frequency mechanical vibrator to compact and consolidate the concrete to provide even, homogeneous placement, and to prevent voids, honeycombing, and/or pockets of air from forming within the concrete.

MEASUREMENT AND PAYMENT

The work of furnishing and installing mechanical anchors and hook bolts will be measured and paid for by the number of hook bolts installed.

All concrete pavement repair, including that which is installed with integral curb and gutter, will be measured and paid for by the area actually placed in square yards (S.Y.).

No additional compensation will be paid for the construction of concrete items adjacent to existing concrete curb, gutter, pavement, or any other pavement or surface feature(s).

No additional compensation will be paid for the removal of a 6-inch thick layer of the subgrade, subbase or base, and

replacement with approved 21AA aggregate material, compacted in place.

A deduction in length for catch basins and inlet castings will be made to measurements of Curb and Gutter.

Curb, gutter, curb and gutter, and MDOT type M openings, shall be paid as "Curb & Gutter."

On streets where curb and gutter is to be placed with the item "Concrete Curb & Gutter – Any Type – Slip Form", all miscellaneous hand work associated with the slip form placement shall be included in this item of work and shall not be paid for separately.

Restoration work, including backfilling, compacting, HMA patching adjacent to concrete items, topsoiling and seeding will not be paid for separately, but shall be included in the appropriate associated items of work.

Payment for saw cutting for Type M openings and for partial removal of existing drives shall be included in the price for the item of work, "Remove Concrete Sidewalk & Driveways - Any Thickness", and will not be paid for separately.

Payment for the removal of HMA pavement and aggregate base to provide space for concrete formwork and vibratory plate compactor shall be included in the price for the item of work, "Remove Concrete Curb and Gutter - Any Type", and will not be paid for separately.

The Item, "Stamp Concrete with Detectable Warning" will be measured and paid for by the square foot of area stamped, typically 2' x 5'. This measurement/payment is in addition to the measurement/payment for the concrete ramp placement.

Completed work as measured for these items of work will be paid for at Contract Unit Price for the following Contract (Pay) Items:

PAY ITEMS

PAY UNIT

Concrete Curb or Curb & Gutter - ALL TYPES	Lineal Foot
Concrete M-opening High Early	Lineal Foot
4 Inch Concrete Sidewalk, Ramp, or Drive	Square Foot
6 Inch Concrete Sidewalk, Ramp, or Drive	Square Foot
6 Inch Concrete Sidewalk, Ramp, or Drive - High Early	Square Foot

The unit prices for these items of work shall include all labor, material, and equipment costs to perform all the work specified in the Standard Specifications and as modified by this Detailed Specification.

**DETAILED SPECIFICATION
FOR
ITEM #240 –DETECTABLE WARNING, CAST IN PLACE**

DESCRIPTION

This work shall consist of furnishing and installing cast in place detectable warning units in compliance to the Americans with Disability Act (ADA). All work shall be in accordance with MDOT Standard Detail R-28- F (version in place at time of the bid letting).

MATERIALS AND CONSTRUCTION METHODS

The detectable warning tiles shall be ceramic cement or composite polymer concrete (CRC), colored as Federal Number 22144 (frequently referred to as “Colonial Red” or “Brick Red”). The detectable warning tiles shall meet the following dimensions and tolerances:

1. Dimensions: Cast In Place Detectable/tactile Warning Surface Tiles shall be held within the following dimensions and tolerances:

Length: 24”
Width: The full width of the approaching walk (60” for typical sidewalk)
Depth: 1.375 (1-3/8”) (+/-) 5% max.
Face Thickness: 0.1875 (3/16”) (+/-) 5% max. Warpage of Edge: 0.5% max.
Embedment Flange Spacing: shall be no greater than 3.1”
2. Water Absorption of Tile when tested by ASTM D 570-98 not to exceed 0.05%.
3. Slip Resistance of Tile when tested by ASTM C 1028-96 the combined Wet and Dry Static Co-Efficients of Friction not to be less than 0.80 on top of domes and field area.
4. Compressive Strength of Tile when tested by ASTM D 695-02a not to be less than 28,000 psi.
5. Tensile Strength of Tile when tested by ASTM D 638-03 not to be less than 19,000 psi.
6. Flexural Strength of Tile when tested by ASTM D 790-03 not to be less than 25,000 psi.
7. Chemical Stain Resistance of Tile when tested by ASTM D 543-95 (re approved 2001) to withstand without discoloration or staining - 10% hydrochloric acid, urine, saturated calcium chloride, black stamp pad ink, chewing gum, red aerosol paint, 10% ammonium hydroxide, 1% soap solution, turpentine, Urea 5%, diesel fuel and motor oil.
8. Abrasive Wear of Tile when tested by BYK - Gardner Tester ASTM D 2486-00 with reciprocating linear motion of 37± cycles per minute over a 10” travel. The abrasive medium, a 40 grit Norton Metallite sand paper, to be fixed and leveled to a holder. The combined mass of the sled, weight and wood block is to be 3.2 lb. Average wear depth shall not exceed 0.060 after 1000 abrasion cycles when measured on the top surface of the dome representing the average of three measurement locations per sample.
9. Resistance to Wear of Unglazed Ceramic Tile by Taber Abrasion per ASTM C501-84 (re approved 2002) shall not be less than 500.
10. Fire Resistance of Tile when tested to ASTM E 84-05 flame spread shall be less than 15.
11. Gardner Impact to Geometry "GE" of the standard when tested by ASTM D 5420-04 to have a mean failure energy expressed as a function of specimen thickness of not less than 550 in. lbf/in. A failure is noted when a crack is visible on either surface or when any brittle splitting is observed on the bottom plaque in the specimen.
12. Accelerated Weathering of Tile when tested by ASTM G 155-05a for 3000 hours shall exhibit the following result - $\Delta E < 4.5$, as well as no deterioration, fading or chalking of surface.
13. Accelerated Aging and Freeze Thaw Test of Tile and Adhesive System when tested to ASTM D 1037-99 shall show no evidence of cracking, delamination, warpage, checking, blistering, and color change, loosening of tiles or other detrimental defects.
14. Salt and Spray Performance of Tile when tested to ASTM B 117-03 not to show any deterioration or other defects after 200 hours of exposure.
15. AASHTO HB-17 single wheel HS20-44 loading "Standard Specifications for Highways and Bridges". The

Cast In Place Tile shall be mounted on a concrete platform with a ½" airspace at the underside of the tile top plate then subjected to the specified maximum load of 10,400 lbs., corresponding to an 8000 lb individual wheel load and a 30% impact factor. The tile shall exhibit no visible damage at the maximum load of 10,400 lbs.

16. Embedment flange spacing shall be no greater than 3.1" center to center spacing as illustrated on the product Cast In Place drawing.

CONSTRUCTION METHODS

The contractor shall follow manufacturer specifications for installation, except where they conflict with MDOT Standard Detail R-28- F (version in place at time of the bid letting).

MEASUREMENT AND PAYMENT

The completed work as measured for this item of work will be paid for at the Contract Unit Prices for the following Contract (Pay) Item:

PAY ITEM

PAY UNIT

Detectable Warnings, Cast In Place

Square Foot

The unit price for this item of work shall include all labor, material, and equipment costs to perform all the work specified in the Standard Specifications and as modified by this Detailed Specification.

**DETAILED SPECIFICATION
FOR
ITEM #241 – ADJUST STRUCTURE COVER
ITEM #242 – ADJUST CURB INLET STRUCTURE COVER
ITEM #243 – ADJUST MONUMENT BOX OR GATE VALVE BOX OR GAS BOX
ITEM #244 – STRUCTURE COVER**

DESCRIPTION

This work shall consist of reconstructing, repairing, adjusting, cleaning, and lowering structures, valve wells or boxes, and monument or gas boxes of concrete and concrete block masonry; the replacing, salvaging and transporting of new and existing metal covers, and/or castings; including all excavation, backfilling, patching and the removal and proper disposal off-site of all excavated material and debris, all in accordance with Division 4 of the 2012 edition of the MDOT Standard Specifications for Construction, and the City Standard Specifications, except as specified herein, and except as directed by the Engineer.

MATERIALS

Materials shall meet the requirements of sections 403 and 601 of the 2012 edition of the MDOT Standard Specifications, except that concrete shall be MDOT HE, 8.4-sack per Section 601 of the 2012 MDOT Standard Specifications.

CONSTRUCTION METHODS

General

Materials shall be stored by the Contractor at locations arranged by the Contractor, subject to the approval of the Engineer. The Contractor shall not store materials or equipment, including metal castings and steel plates, on any lawn area.

Hidden, or unknown utility structures may be encountered during the work. It is the Contractor's responsibility to inform the respective utility owner(s) of such findings. In such instances, the City may direct the Contractor to adjust the structure(s) to grade. This work will be paid as "Adjust Structure Covers".

Adjust Structure Cover

This item includes the final adjustment of castings of any type (including drop inlets) to their respective finished elevations, up or down a maximum of 15-inches.

Covers shall be adjusted after the leveling, skin leveling and/or patching course has been placed, unless otherwise authorized or directed by the Engineer.

All underground structure covers shall be adjusted such that their finished surface elevation is within ¼-inch of the finished surface sections, grades, slopes, and elevations, as shown on the Plans, and as directed by the Engineer. The work shall be verified by the use of a 10-foot straight-edge placed parallel with the pavement centerline. Structures not meeting the ¼-inch tolerance shall be readjusted and finish patched, as directed by the Engineer, at the Contractor's expense.

The Contractor is responsible to coordinate and arrange for the adjustment of all non-City utility manholes and valves (Edison, Gas, Cable, Ameritech, etc.) during this project. The Contractor will not be given any additional compensation for delays due to other utilities work. The work of coordinating with other utilities shall be paid for under the Contract Item "General Conditions."

All structure covers, utility covers, valve boxes or monument boxes shall be backfilled with MDOT HE, 8.4-sack concrete from the depth of excavation necessary for adjustment, up to an elevation 2-inches below the top flange of the

adjusted casting. This work shall be included in the respective items of work, and will not be paid for separately.

Adjust Monument Box or Gate Valve Box or Gas Box

This item includes the final adjustment of existing or new covers/castings up or down a maximum of 15-inches and to their finished elevations. This also includes the replacement of the top half of the water valve boxes, monument boxes (furnished by the City) and gas boxes where required, and shall be included in this item of work.

Structure Covers

This item shall consist of replacing covers and/or castings for structures, gate wells and inlet structures as shown on the Plans and as directed by the Engineer. All covers and/or castings shall conform to the model(s) specified, as follows:

<u>Type of Casting</u>	<u>MDOT Designation</u>	<u>NEENAH No. (Weight, Lbs)</u>	<u>EJIW No. (Weight, Lbs)</u>
Manhole Flange and Cover	B	R-1642 w/ Type C cover Type D cover (380 lbs.)	1040 w/ Type C cover Type M1 (300 lbs.)
Curb Inlet or Catch Basin	K	R-3249F (410 lbs.)	7045 (500 lbs.)

Frames and covers shall have machined bearing surfaces. Covers shall have two, 1-inch vent holes located opposite each other and 6-inches from the edge. Each cover shall have "SEWER" or "W" cast in the surface, whichever is applicable.

Castings and covers for monument and water-valve boxes will be provided by the City. The Contractor shall transport these new castings and covers to the site from the City Utilities Department yard at 4251 Stone School Road (Wheeler Center).

The Contractor shall deliver all salvaged covers and castings to the Wheeler Center within two days of their removal.

MEASUREMENT AND PAYMENT

Payment for transporting new and salvaged castings and covers to and from the Wheeler Center is included in the appropriate items of work.

Furnishing and placing flowable fill as backfill for these items will not be paid separately, but shall be included in the bid prices for these items of work.

Completed work as measured for these items of work will be paid for at Contract Unit Price for the following Contract (Pay) Items:

<u>PAY ITEM</u>	<u>PAY UNIT</u>
Adjust Structure Cover	Each
Adjust Curb Inlet Structure Cover	Each
Adjust Monument Box or Gate Valve Box or Gas Box	Each
Structure Cover	Lbs

The unit prices for these items of work shall include all labor, material, and equipment costs to perform all the work specified in the Standard Specifications and as modified by this Detailed Specification.

**DETAILED SPECIFICATION
FOR
ITEM #250 – 8 INCH MANHOLE TAP
ITEM #251 – 6 INCH MANHOLE TAP
ITEM # 252 – 10 INCH MANHOLE TAP**

DESCRIPTION

This work shall include making a connection or tapping into an existing manhole as required by the Plans. All work shall be done in accordance with the City of Ann Arbor Public Services Department Standard Specifications, and as directed by the Engineer.

CONSTRUCTION METHODS

The Construction Methods shall meet all requirements of the City of Ann Arbor Standard Specifications.

Make connections to existing manholes in accordance with the plans. If tapping an existing manhole, cut an opening into the receiving structure at least equal to the outside diameter of the inlet pipe plus 6 inches and insert the pipe with an approved boot. . Pack a layer of mortar at least 3 inches thick around the inlet pipe and strike smooth with the inner wall of the receiving structure.

The Contractor shall take care not cause undue damage to the existing manhole while coring the new opening. Repair or replace existing manhole damaged by Contractor operations during tapping shall be at the Contractor's expense and shall not be at any additional cost to the City.

MEASUREMENT AND PAYMENT

Completed work as measured for these items of work will be paid for at Contract Unit Price for the following Contract (Pay) Items:

PAY ITEM

PAY UNIT

8 inch Manhole tap
6 inch Manhole tap
10 inch Manhole tap

Each
Each
Each

**DETAILED SPECIFICATION
FOR
ITEM #254 – UNDERDRAIN, SUBBASE, 6 INCH, SPECIAL**

DESCRIPTION

The work shall include installing 6-inch geotextile-wrapped perforated or slotted underdrain in an 18-inch wide trench, using 2NS sand for bedding and backfill, compacted to 95% of its maximum unit weight

MATERIALS

The materials shall meet the requirements specified in Section 404 of the 2012 MDOT Standard Specifications for Construction, and as specified herein:

Fine Aggregate, 2NS 902
Underdrain Pipe, Perforated or Slotted 909.07.B

Geotextile (Filter Fabric) - The geotextile fabric for encasing the pipe shall be an approved material such as nylon, polypropylene, fiberglass, or polyester and shall be either woven, heat bonded, knitted or of continuous fibers. The geotextile shall completely cover and be secured to the pipe. In an unstretched condition, knitted polyester fabrics shall weigh at least 3.0 ounces per square yard and all other geotextiles shall weigh at least 3.5 ounces per square yard. The fabric shall be strong and tough and have a porosity such that the fabric will retain soil particles larger than 0.106 mm (No. 140 sieve) and shall pass aggregate particles finer than 0.025 mm. Geotextiles shall be stored and handled carefully and in accordance with the manufacturer's recommendations and shall not be exposed to heat or direct sunlight to such extent as to significantly affect its strength or toughness. Torn or punctured geotextiles shall not be used.

CONSTRUCTION

Geotextile-wrapped underdrain for subbase drainage shall be installed as shown on the plans and as specified in Section 404 of the 2012 MDOT Standard Specifications for Construction, with the following exceptions and additions:

1. The trench shall be constructed to have a minimum width of 18 inches and the underdrain shall be installed at the line grade and depth as indicated on the plans. The contractor shall maintain line and grade by means of a laser. The Engineer will not set line, grade or provide staking.
2. The trench shall then be backfilled with 2NS Fine Aggregate compacted to 95% of its maximum unit weight. The first lift of backfill material shall be placed at a maximum thickness of 6 inches. The second and subsequent lifts, or portions thereof, shall be placed at a maximum thickness of 12 inches up to an elevation level with the bottom of the existing aggregate base course, or as directed by the Engineer.
3. Upgrade ends of the pipe shall be closed with suitable plugs to prevent entrance of any material. All couplings, tees and other fitting shall be manufactured and installed so as to prevent infiltration of any material. If during the course of construction, existing edge drains are encountered, their ends shall be plugged to the satisfaction of the Engineer such that material can not enter the pipe(s).
4. Downgrade ends of the pipe shall generally be tapped into existing or new drainage structures. However, it may be necessary to tap underdrain into either existing or new storm sewer, or into existing or new inlet leads as directed by the Engineer.
5. The trench bottom and edge drain shall be constructed to the percent of grade indicated on the plans or as determined by the Engineer, with the minimum percent of grade being 0.5%. In addition, the underdrain shall be constructed to have a minimum cover, from top of pipe to finished pavement grade, of 36 inches.
6. During the construction of underdrain runs, it may be necessary to terminate construction due to conflicts with buried obstructions or at such time when the minimum cover is reached. The Engineer will review conflicts

on a case by case basis and make a decision on whether to continue installing pipe or terminate runs prematurely. The Contract Unit Price will not be adjusted, or additional payments made, for changes in the contract quantity due to Engineer ordered field changes associated when buried obstructions are encountered.

MEASUREMENT AND PAYMENT

The completed work as measured for "Underdrain, Subbase, 6 inch, Special" will be paid for at the contract unit price for the following contract item (pay item):

PAY ITEM

PAY UNIT

Underdrain, Subbase, 6 inch, Special

Lineal Foot

The unit price shall include the cost of the 6-inch perforated or slotted pipe, geotextile wrap, pipe fittings and/or plugs, 2NS granular bedding material, compaction and trench backfill, taps to new and existing drainage structures and storm sewers or inlet leads, all excavation, final trimming required to meet the dimensions of the typical and specific cross-sections, and the disposal of all surplus excavated materials.

**DETAILED SPECIFICATION
FOR
ITEM #255 – 6 INCH SDR 26 PVC 45 DEGREE BEND**

DESCRIPTION AND MATERIALS

This work shall consist of installing 6 inch SDR 26 PVC 45 degree bends, as specified herein, as shown on the Plans, and as directed by the Engineer.

Materials shall meet the requirements of the City of Ann Arbor Standard Specifications.

CONSTRUCTION

The installation of 6 inch SDR 26 PVC 45 degree bends shall be in accordance with the City of Ann Arbor Standard Specifications and as shown on the plans or as directed by the Engineer.

MEASUREMENT AND PAYMENT

The completed work as measured for these items of work will be paid for at the Contract Unit Price for the following Contract (Pay) Items:

PAY ITEM

PAY UNIT

6 inch SDR 26 PVC, 45 degree bend

Each

The unit prices for these items of work shall include all labor, material, and equipment costs to perform all the work specified in the Standard Specifications and as modified by this Detailed Specification.

**DETAILED SPECIFICATION
FOR
ITEM #256 – HARCO DIP TO PVC TRANSITION ADAPTER (SPIGOT TO GASKET)**

DESCRIPTION AND MATERIALS

This work shall consist of installing Harbo ductile iron pipe to PVC transition adapter (spigot to gasket), as specified herein, as shown on the Plans, and as directed by the Engineer.

The transition couplings shall be Ductile Iron, deep bell, push on joint and air test rated. Materials shall meet the requirements of the City of Ann Arbor Standard Specifications. Ductile Iron material shall comply with ASTM A536, Grade 65-45-12 or 80-55-06. Bell depths shall meet the minimum socket depth requirements of ASTM F1336. Gasket grooves shall be machined. Gaskets shall be of SBR rubber and comply with ASTM F477. No transition gaskets are permitted. All couplings shall have pipe stops and a flow way tapered to allow a smooth transition between the pipes.

CONSTRUCTION METHODS

The installation of the adaptors shall be in accordance the manufacture’s recommendations, the City of Ann Arbor Standard Specifications and as shown on the plans or as directed by the Engineer.

MEASUREMENT AND PAYMENT

The completed work as measured for these items of work will be paid for at the Contract Unit Price for the following Contract (Pay) Items:

PAY ITEM

PAY UNIT

Harco DIP to PVC Transition Adapter (Spigot to Gasket)

Each

The unit prices for these items of work shall include all labor, material, and equipment costs to perform all the work specified in the Standard Specifications and as modified by this Detailed Specification.

**DETAILED SPECIFICATION
FOR
ITEM #257 – 2 INCH PERMANENT BLOW-OFF ASSEMBLY**

DESCRIPTION

This work shall consist of the complete installation of permanent blow-off assemblies, including but not limited to; excavation and proper removal off-site of all exhumed materials; installation of a permanent cap, Type "K" copper 90 degree bend, copper riser and cap, and thrust blocks; and, backfill and compaction of the excavation in accordance with the trench detail specified for that location of main; all as indicated on the Plans, as detailed in the Specifications, and as directed by the Engineer. The Contractor shall furnish all labor, materials, tools and equipment required to perform the work. It shall also include coordination with, and payment to, the Field Services Unit for the tapping of the main, and installation of the corporation, pipe and fittings between the corporation and curb stop, and the curb stop and box, required for the blow-off assembly, as needed. Labor and materials for the installation of the tap, pipe and fittings between the corporation and curb stop, curb stop, and curb stop box for the air-relief assembly will be furnished by the City. The Contractor will **not** be entitled to extra compensation due to delays caused by the Utilities Department performing work on the project.

MATERIALS

The Contractor shall furnish Type "K" copper 90 degree bend, copper riser and cap. Thrust block shall be constructed of Class A Portland cement concrete or approved equal.

MEASUREMENT AND PAYMENT

Permanent blow-off assemblies shall be measured per unit constructed and paid for on the basis of unit price each. The unit price shall include all labor, materials, tools and equipment required to perform the work; and, coordination with, and payment to, the Field Service Unit for the tap required for the blow-off assembly. The payment to the Field Services Unit will be the same amount charged for a standard water service tap of the same size.

PAY ITEM

2 inch Permanent Blow-off Assembly

PAY UNIT

Each

**DETAILED SPECIFICATION
FOR
ITEM # 258 – FIRE HYDRANT ASSEMBLY ABANDONMENT**

DESCRIPTION

This work shall include abandoning and removing fire hydrant assemblies as required by the Plans. All work shall be done in accordance with the City of Ann Arbor Public Services Department Standard Specifications, and as directed by the Engineer.

CONSTRUCTION METHODS

The Construction Methods shall meet all requirements of the City of Ann Arbor Standard Specifications.

In locations as shown on the Plans or where abandoned fire hydrants are within 2.5 feet of the proposed subgrade the resulting hole or trench shall be backfilled with Class II Sand, in maximum lifts of 12 inches, and be compacted to 95% of its modified proctor value, if located within the influence paved surfaces or structures. Otherwise, backfill shall be Engineer approved native material, compacted to 90% of its modified proctor value, in lifts of 12 inches or less, unless otherwise noted on the plans.

Abandoned (salvaged) fire hydrant assemblies shall be delivered to the City of Ann Arbor Field Services Unit at the Wheeler Service Center located at 4251 Stone School Road. As directed by the Engineer and within two days of their removal, the Contractor shall either deliver the existing structure covers and valve boxes to the City's yard at 4251 Stone School Road or dispose of them at his/her sole expense.

MEASUREMENT AND PAYMENT

The unit price for the pay item "Fire Hydrant Assembly Abandonment," includes all labor, material and equipment costs associated with the complete removal of the existing fire hydrant assembly, as specified herein, including but not limited to, excavation MDOT CL II Backfill and compaction; pipe cutting; thrust block removal; pipe plug; thrust block; salvaging of fire hydrant, valve and valve box; and delivery of fire hydrant, valve and valve box to the City's yard, located at 4251 Stone School Road.

PAY ITEM

PAY UNIT

Fire Hydrant Assembly Abandonment

Each

**DETAILED SPECIFICATION
FOR
ITEM #260 - SAND SUBBASE COURSE, CLASS II - C.I.P.
ITEM #261 – AGGREGATE BASE COURSE, 21AA LIMESTONE, 6 INCH, C.I.P.
ITEM #262 - AGGREGATE BASE COURSE, 21AA LIMESTONE, 8 INCH, C.I.P.**

DESCRIPTION

This work shall consist of constructing an aggregate subbase or base course on an existing aggregate surface, or on a prepared subgrade in accordance with Sections 301, 302 and 307 of the 2012 edition of the MDOT Standard Specifications for Construction, except as specified herein.

MATERIAL

The materials used for this work shall be MDOT 21AA and Class II granular material meeting the requirements of the City of Ann Arbor Standard Specifications. Material for aggregate shoulders shall be MDOT 22A.

CONSTRUCTION METHOD

Sand or aggregate courses shall not be placed if, in the opinion of the Engineer, there are any indications that they may become frozen before their specified densities are obtained.

Sand or aggregate courses shall not be placed on a frozen base, subbase or subgrade.

The Contractor shall not use rubber-tired equipment on the grade, when its use causes, or may cause, in the opinion of the Engineer, damage to the grade. The Contractor shall conduct his/her operation(s), and provide all necessary equipment, to insure the satisfactory completion of the work without damaging the grade. This includes the transporting, stockpiling, rehandling, and movement of materials over additional distances, in lieu of driving on an unprotected, or partially unprotected, grade.

The Contractor is solely responsible for the maintenance and protection of the grade. Further, any damage to the grade which, in the opinion of the Engineer, is caused as a result of the Contractor's operation(s), or his/her subcontractors' or suppliers' operation(s), shall be repaired by the Contractor at the Contractor's expense. This includes any additional earthwork and/or maintenance materials as directed by the Engineer, for the purposes of the Contractor's maintenance and protection of the grade.

The Contractor shall shape the base, subbase and subgrade to the elevations, crowns, and grades as specified on the Plans and as directed by the Engineer. This may include regrading the subbase to provide different crown grades than those existing prior to the construction.

The Contractor shall remove, add to, re-shape, re-grade, and re-compact the existing roadbed materials, and shall construct the roadway to the cross-section(s) as indicated on the Plans, as detailed in the Specifications, and as directed by the Engineer. The Contractor shall use blade graders, maintainers, vibratory rollers, and/or other equipment as necessary, and as directed by the Engineer, for this work. Use of each specific piece of equipment is subject to the approval of the Engineer.

The Contractor shall maintain the base, subbase and subgrade in a smooth, well drained condition at all times. Sand and aggregate courses shall be placed in uniform layers such that when compacted, they have the thicknesses shown on the Plans, or as directed by the Engineer. The loose measure of any layer shall not be more than 9-inches nor less than 4-inches.

Sand subbase and aggregate base courses shall be compacted to not less than 98% of their respective maximum unit weights, as determined by the AASHTO T-180 test.

All granular materials shall be deposited from trucks or through a spreader in a manner that will minimize segregation of material.

Manholes, valve boxes, inlet structures and curbs shall be protected from damage. Manholes & inlet structures shall be continuously cleaned of construction debris and properly covered at all times during the construction. Upon completion of each days work, manholes, water valve boxes, inlets and catch basins shall be thoroughly cleaned of all extraneous material.

At various times throughout the work, the Engineer may direct the Contractor to use smaller and/or lighter equipment, and to defer certain work tasks, in order to protect the grade and/or adjacent areas. The Contractor shall not be entitled to any additional compensation for the use of smaller equipment, lighter equipment, or work task deferral.

MEASUREMENT AND PAYMENT

Where granular materials are used as base, as subbase, or as fill for excavations in Machine Grading areas, items of work "Aggregate Base Course, 21AA Limestone, __ inch, C.I.P." and "Sand Subbase Course, CL II - C.I.P." shall be measured and paid accordingly.

The completed work as measured for these items of work will be paid for at the Contract Unit Prices for the following Contract (Pay) Items:

PAY ITEM

PAY UNIT

Sand Subbase Course Class II - C.I.P.	Cubic Yard
Aggregate Base Course, 21AA Limestone, 6 inch, C.I.P.	Cubic Yard
Aggregate Base Course, 21AA Limestone, 8 inch, C.I.P.	Cubic Yard

The unit prices for these items of work shall include all labor, material, and equipment costs to perform all the work specified in the Standard Specifications and as modified by this Detailed Specification.

**DETAILED SPECIFICATION
FOR
ITEM #270 – NO PARKING SIGN
ITEM #271 – SIGN, PORTABLE CHANGEABLE MESSAGE, FURNISH AND OPERATE
ITEM #272 – PLASTIC DRUM - LIGHTED – FURNISH & OPERATE
ITEM #273 – BARRICADE TYPE III - LIGHTED - FURNISH AND OPERATE
ITEM #274 – TEMPORARY SIGN - TYPE B
ITEM #275 – CHANNELIZING DEVICE, 42 INCH, FURNISH AND OPERATE**

DESCRIPTION

This work shall consist of protecting and maintaining vehicular and pedestrian traffic, in accordance with Sections 103.05, 103.06, 812, and 922, of the 2012 MDOT Standard Specifications for Construction; Part 6 of the Michigan Manual of Uniform Traffic Control Devices, Latest Revised Edition (MMUTCD); and the City Standard Specifications, except as modified herein.

MATERIALS, EQUIPMENT, AND CONSTRUCTION METHODS

General

Materials and equipment shall meet the requirements specified in the above-designated sections of the MDOT Standard Specifications.

The Contractor shall maintain traffic such that no vehicle shall be required to drive into active work areas. Patch areas which extend more than halfway across the roadway shall be removed and replaced so as to provide a minimum of half the pavement width at all times for maintaining traffic.

The Contractor shall maintain pedestrian traffic at all times. For maintaining normal pedestrian traffic while performing sidewalk and driveway repair, Type I barricades shall be placed by the Contractor, as directed by the Engineer. "Sidewalk Closed" and/or "Cross Here" signs shall be placed, by the Contractor, when directed by the Engineer.

All temporary traffic/pedestrian control devices furnished by the Contractor shall remain the property of the Contractor. The City shall not be responsible for stolen or damaged signs, barricades, barricade lights or other traffic maintenance items. The Contractor shall replace missing traffic control devices immediately, at no additional cost to the City.

All existing signs, and signs erected by the City of Ann Arbor on this project shall be preserved, protected, and maintained by the Contractor. Existing City owned signs which are damaged by the Contractor during the work will be repaired by the City at the Contractor's expense.

Parking violation citations issued to the Contractor, subcontractor and material suppliers, including their employees, shall be enforced under appropriate City Code.

The Contractor shall replace missing or damaged traffic control devices, as directed by the Engineer. When traffic control devices have been damaged by, or due to, the negligence of the Contractor, his subcontractors or material suppliers, the traffic control devices shall be replaced at the Contractor's expense.

Lighted Plastic Drums; III Barricades; Type B Temporary Signs

The Contractor shall furnish and operate these items as directed by the Engineer.

Type III Barricades shall have standard orange-and-white stripes on both sides of the barricade.

Sufficient signs shall be provided by the Contractor to insure the safety of the workers and the general public in

accordance with the current MMUTCD.

"Construction Ahead" warning signs shall be placed, as indicated on the Plans, or as directed by the Engineer, prior to the start of work, regardless of the nature, magnitude or duration of the work.

No-Parking Signs and Posts

Prior to the commencement of any construction activity, the Contractor shall place No-Parking signs as directed by the Engineer. The Contractor shall obtain a permit for "Temporary Permission of Reserve Parking Lane for Work Related Purposes" from the City of Ann Arbor Project Management Services Unit. This permit shall be obtained a minimum of 5 days prior to the posting of No-Parking signs.

The City will furnish No-Parking signs to the Contractor at no cost. The Contractor shall furnish the signposts and shall securely bolt the signs to the signposts as directed by the Engineer. The Contractor shall install the signposts at least 2-feet deep into the ground, and there shall be a minimum 6-foot and maximum 7-foot clearance maintained between the bottom of the sign and the ground. The signs shall be placed at 75-foot intervals (or as necessary) to eliminate parking in the construction area.

The installation of No-Parking signs shall be in accordance with the permit. No-Parking signs shall be installed by the Contractor, as directed by the Engineer, **at least 48 hours prior to the proposed start-of-work/enforcement date.**

No-Parking signs shall be returned to the City at the completion of the work. The cost of unreturned signs will be back charged to the Contractor.

No-Parking signs shall be covered by the Contractor, thereby allowing on-street parking, until between 48 and 36 hours prior to the start of the work. No-Parking signs shall be covered by the Contractor whenever there is no work being performed for a period of time longer than 72 hours.

MEASUREMENT AND PAYMENT

General

All temporary traffic/pedestrian control devices furnished by the Contractor shall remain the property of the Contractor. The City shall not be responsible for stolen or damaged signs, barricades, barricade lights or other traffic maintenance items. The Contractor shall replace missing traffic control devices immediately, at no additional cost to the City.

Costs for transporting barricades and other traffic control devices shall be included in the bid prices for the individual items of work.

Barricade Type III - Lighted - Furnish and Operate

Payment for furnishing and operating lighted Type III barricades shall be for the maximum quantity in-place at any one time during the work of the entire project (all streets).

Temporary Sign - Type B

Payment for Type B signs shall be for the maximum quantity used on each street.

Plastic Drum - Lighted – Furnish and Operate

There will be a one-time payment for each street for the maximum number of lighted drums in-place (operated) at any one time, as directed by the Engineer.

No-Parking Signs

No-Parking Signs will be measured as the maximum number installed on each street at any one time. The unit price includes the removal and return of No-Parking signs to the City upon completion of the project. The Contractor shall be backcharged for the replacement costs for damaged or unreturned signs.

Portable Changeable Message Signs

Measurement for furnishing and operating Portable Changeable Message Signs will be for the maximum quantity in-place at any one time during the work of the entire project (all streets).

The completed work as measured for these items of work will be paid for at the Contract Unit Price for the following Contract (Pay) Items:

<u>PAY ITEM</u>	<u>PAY UNIT</u>
Plastic Drum - Lighted - Furnish& Operate	Each
Barricade Type III - Lighted - Furnish and Operate	Each
Temporary Sign, Type B	Square Foot
No-Parking Sign	Each
Sign, Portable Changeable Message, Furnish and Operate	Each
Channelizing Device, 42 inch, Furnish and Operate	Each

**DETAILED SPECIFICATION
FOR
PLANTING ITEMS**

DESCRIPTION

This work shall consist of site preparation and planting, planting trees, shrubs, live stakes, small trees, herbaceous plugs and cultivated perennials at the locations shown on the plans, and as directed by the Engineer, according to Section 815, 816, and 917 of the 2012 Michigan Department of Transportation Standard Specifications, except as modified herein. Work also includes furnishing and installing shredded hardwood bark mulch around all tree plantings and providing shredded hardwood bark mulch where indicated on the plans and as shown in the details.

MATERIALS

All Plantings:

Material shall be of the size, genus, species, variety, cultivar and any other special designation as shown on the drawings. No substitution of species, cultivar, variety or size shall be accepted without written approval from the Engineer. Plant material shall be nursery grown, under climatic conditions similar to those in the locality of the project.

Plants shall comply with the recommendations and requirements of ANSI Z60.1 "American Standard for Nursery Stock." Plants shall be healthy, vigorous stock, grown in a recognized nursery in accordance with good horticultural practice and free of disease, insects, eggs, larvae and defects such as knots, sunscald, injuries, abrasions, or disfigurement; have normal, healthy root systems; be of the specified measurements such as spread, ball size, number of canes, caliper, height, quality designations, etc.; all in accordance with the latest edition of the American Association of Nurserymen (AAN) American Standard for Nursery Stock. Trees shall be calipered six inches above the ground. Trees planted in rows shall be uniform in size and shape unless otherwise directed by the Engineer or as shown on the Plans.

Balled and Burlapped (B&B) trees shall be dug with solid balls of standard size, the balls securely wrapped with non-synthetic, untreated, biodegradable burlap, and tightly bound with non-synthetic, biodegradable rope or twine. Alternatively they may be placed in wire basket lined with non-synthetic, untreated, biodegradable burlap and tightly bound with non-synthetic, biodegradable rope or twine. Plants balled with plastic burlap will not be accepted.

Plant Material Quality Assurance:

- a) All trees required for the Project shall be tagged by the Contractor at the source, for inspection and approval by the Engineer, prior to digging and shipment. The Contractor shall notify the Engineer in writing at least two weeks prior to each desired inspection.
- b) All plant material shall be subject to final approval by the Engineer at the project site before installation.
- c) The Contractor shall provide certificates or other documentation that the materials supplied fully comply with the project specifications.
- d) When requested, the Contractor shall provide material samples for approval by the Engineer before the materials are delivered to the site. Any materials supplied that do not conform to the approved sample may be rejected by the Engineer.

Substitutions may be permitted with the authorization of the Engineer, upon submission of documentation that specified plants are not obtainable. Substitutions shall consist of the nearest equivalent size and variety of plants as approved by the Engineer. All requests for pay adjustments due to substitutions shall be submitted in writing to the Engineer for approval along with the request for approval of substitutions.

Plant material designated "B and B" or "B&B" in the plant list shall be balled and burlapped. They shall be dug with firm, natural balls of earth of sufficient diameter and depth (at least 10 times larger than the caliper size) to encompass the fibrous and feeding root systems necessary for full recovery of the plant. Root balls shall be securely wrapped with

burlap and bound with cord. No balled and burlapped plant shall be planted if the ball is cracked or broken.

Herbaceous Plugs, Shrub Plugs, 1 Gallon Trees:

Herbaceous plugs, shrub plugs and 1 gallon trees shall be of native plant material of genotypes from the north central states only (MI, IL, IN, OH), and from a recognized nursery of this region. Michigan sources for herbaceous plugs, shrub plugs and 1 gallon trees shall be located before reaching out to other north central states.

Species of herbaceous plugs, shrub plugs, and 1 gallon trees must be the straight species, not a cultivar, unless approved by the Engineer, or specified as a cultivar in the plant lists.

Species of herbaceous plugs, shrub plugs, and 1 gallon trees shall be installed in the proportion and pattern as indicated on the drawings.

Live Stakes:

Live Stakes - Live branch cuttings that are tamped or inserted into the earth to take root and produce vegetative growth.

Live Stakes shall be of native plant material of genotypes from the north central states only (MI, IL, IN, OH), and from a recognized nursery of this region. Michigan sources for live stakes shall be located before reaching out to other north central states.

Live Stakes shall be installed in the proportion and pattern as indicated on the drawings.

No leaf buds shall have initiated growth beyond 1/4" and the cambium layer shall be moist, green and healthy.

Live Stakes for Ditch and Creekside Re-Vegetation Areas shall range from 0.5 inch to 3 inches in diameter and be from 3 to 6 feet in length.

Live Stakes size for Bioswales shall be at least 8 inches in length.

Live Stake material shall be maintained in a continuously cool, covered, and moist state prior to use and be in good condition when installed.

Mulch:

Mulch shall be composted, double processed, shredded hardwood bark, free from foreign material and fragments, and shall not contain pieces that are in excess of 2 inches in any dimension. Trees removed during the demolition phase may not be used as material for shredding for mulch. Bark mulch, or colored or dyed mulch will not be accepted.

Stakes for plant locations shall be 1" X 2" X 3" and be supplied by the Contractor.

Tree (B&B) Support:

No trunk wrapping material shall remain on the tree after planting.

Tree staking is not necessary unless the site is windy or the tree is greater than 3" in caliper. Any tree staking shall be approved by the Engineer.

Staking and guying materials, if approved, shall be as follows: Stakes shall be 6' to 8' long sections of unflanged metal or 2" x 2" hardwood. Support ties shall be 2-3" wide bands of polypropylene, elasticized or webbed strapping. Do not use rope or wire encased in a hose. All staking materials must be removed after one (1) year unless discussed with, and authorized by, the City.

Submittals:

The Contractor shall notify the Engineer of plant sources 2 weeks after the contract award.

The Contractor shall review planting sources with the Engineer prior to ordering. The Engineer will accept or reject sources within 4 days.

Upon acceptance of planting material sources from the Engineer, the Contractor shall order appropriate plant material within thirty days of receiving the contract, and shall submit to the Engineer receipt of such order to ensure timely production of plants.

The construction schedule and staging will dictate different planting times for various planting zones. It is the responsibility of the contractor to order plant material at appropriate times to ensure specified plant material is ready for various installation windows. The Contractor will not be reimbursed separately for caring for, refrigerating live stakes, watering plants, or for other similar tasks that are necessary to keep plant materials in a healthy and thriving condition from time of receipt of plant materials until they are planted. The Contractor shall refer to the construction schedule for installation order of various landscaping zones.

Upon request of the Engineer, the Contractor shall submit an invoice following purchase and delivery of the planting material.

If soil amendments are necessary in order to provide suitable planting medium, the Contractor shall provide samples of proposed soil amendments to the Engineer for review and approval.

Grading of the planting areas shall be reviewed by the Engineer prior to completion. The Contractor shall layout all plants for the review and approval of the Engineer prior to planting. Planting zone polygons may be laid out with spray paint prior to planting in order for Engineer to review.

CONSTRUCTION

The construction methods shall be in accordance with Section 815.03 and 816.03 of the 2012 Michigan Department of Transportation Standard Specifications for Construction, except as stated otherwise in this detailed specification.

1. Planting Time

All Trees and Shrubs:

Planting for trees and shrubs shall be performed after April 1st and before June 1st; or, after October 1st and before December 1st or until ground freezes; or as otherwise approved by the Engineer.

Herbaceous Plugs:

Planting for herbaceous plugs shall be performed after May 1st and before June 15th; or, after August 15th but before September 15th, or as otherwise approved by the Engineer.

Live Stakes:

Install live stake plants when soil can be worked but prior to “bud break” which typically corresponds to a time period between March 1st and April 15th.

Do not install live stakes during periods of high flow.

Site Preparation:

In Bioswale areas and their adjacent planting beds where annual rye and straw mulch blanket are present, prior to planting remove straw mulch blanket, mow annual rye to a height of 3 inches, apply Engineer-approved herbicide as

detailed in the Detailed Specification entitled "Landscape Maintenance and Warranty". Repair and restore all winter damage to grading with proper soil mixes. Prepare planting areas in accordance with Section 815.03.B and the requirements of this Detailed Specification.

2. Layout:

Locations of all plantings shall be established by the Contractor according to plans. The Engineer shall approve all planting layouts prior to commencing any planting activities.

Herbaceous plug, live stake, and cultivated perennial zones shall be laid out by paint.

Locations for B&B trees, 1 gallon trees, 3 gallon shrubs, 1 gallon shrubs and plug shrubs shall be identified with stakes. Different species shall be clearly labeled and marked with different color ribbon, paint or permanent marker on the stake.

Review:

The Contractor shall notify the Engineer when staking and layout is completed and allow two working days for modifications and notice to proceed with planting.

3. Delivery, Storage, and Handling:

All Trees and Shrubs:

Plant material delivery for trees and shrubs shall be the same day as planting. No plants shall be stored at the site without permission of the Engineer. Plants shall be carefully loaded and unloaded so as not to damage branching or root mass. Dropping of material will not be allowed. Plants in full leaf shall be thoroughly wetted down and completely covered with a wet tarp during transportation.

All tree and shrub plant roots must be kept in a moist condition.

Tree and shrub plant material which is poorly packed, or which arrives with the roots in a dry condition, as a result of improper packing, delay in transit, or from any other cause, will not be accepted. Stock shall be handled in such a manner that the roots shall remain intact, the branches unbroken, and the bark intact and not loosened from the wood. Stock shall be protected from drying and from temperatures below 50° F and in excess of 90° F prior to planting.

Live Stakes:

Keep live stake plant stock stored in field, cool, and sheltered from drying effects of direct sunlight and prevailing winds. Do not subject plant stock stored in field or in refrigerated locker to freezing, drying, or warming. Supply adequate water to maintain plant stock in a healthy condition.

4. Planting Procedure:

1 and 3 Gallon Shrub, Shrub Plug, and 1 Gallon Tree Planting:

Shrub or 1 Gallon Tree:

- a) Remove all containers and packaging material before planting and remove from site;
- b) Set plants plumb;
- c) Do not damage root structure;
- d) Thoroughly soak root matter with water; and
- e) See the Landscape Maintenance and Warranty section of these specifications for watering and cultivating during the Establishment Period.

In areas where both shrub plugs and 1 gallon trees and mulch blanket are present, shrub plugs and 1 gallon trees shall be planted through the blanket after its installation.

The Contractor shall be responsible to keep the shrub plugs and 1 gallon trees adequately watered, as necessary, to ensure their survival.

Herbaceous Plug and Cultivated Perennial Planting:

- a) Remove all containers and packaging material before planting and remove from site;
- b) Set plants plumb;
- c) Do not damage root structure;
- d) Thoroughly soak root matter with water; and
- e) See the Landscape Maintenance and Warranty section of these specifications for watering and cultivating during the Establishment Period.

In areas where both herbaceous plugs and mulch blanket are present (Ditch and Creekside Stabilization), herbaceous plugs shall be planted through the blanket after its installation.

The Contractor shall be responsible to keep the herbaceous plugs and perennial planting adequately watered, as necessary, to ensure their survival.

Live Stake Planting:

The lengths of live cuttings/live stakes depends upon the application. If through gabions along the creekside, the length shall extend through the surface of the stone fill. At least half the length shall be inserted into the soil, below the stone fill.

Minimum 2 to 4 inches and two live buds (bud side pointing up) of the live stake shall be exposed above the stone filling or soil layer.

In areas where both live stakes and mulch blanket are present, live stakes shall be planted through the blanket after its installation.

Live stakes shall be cut to a point on the basal end for insertion in the ground.

For Ditch and Creekside, install the live stake at an angle slightly downstream.

Use a dead blow hammer to drive stakes into the ground. The hammer head should be filled with shot or sand. A dibble, iron bar, or similar tool shall be used to make a pilot hole to prevent damaging the material during installation.

When possible, tamp soil around live stakes.

Care shall be taken not to damage the live stakes during installation. Those damaged at the top during installation shall be trimmed back to undamaged material.

The Contractor shall be responsible to keep the live stakes adequately watered, if necessary, to ensure their survival.

B&B Tree Planting:

Plant in accordance with Section 815.03.F and as detailed herein. The sides and bottoms of all planting beds, trenches and pits shall be scarified and shall receive a minimum of 6" of topsoil.

The Contractor shall plant to correct grade and alignment, all plants such that when settled, they will bear the same relation to finish grade as they did before being transplanted. No filling will be permitted around trunks or stems

before or after settling.

All non-biodegradable materials shall be removed from the root balls prior to planting. Burlap and string shall be removed from around the root ball to the extent possible without damaging roots or disturbing the rootball. If a wire basket has been provided, remove the wire basket to a depth of 10”.

The shredded hardwood bark mulch shall be applied to a depth of 3”. The mulch shall not come into contact with the root collar of the tree trunk.

The Contractor shall be responsible to keep the plants adequately watered during the warranty period, as necessary, to ensure their survival.

Mulch Placement:

Place mulch on the soil surface over the rootball of the tree and to the lateral extent as shown on the details. Mulch shall not touch the root collar of the tree trunk. The mulch depth is to be no less than 3, and no more than 4, inches. For all bioswale areas and their adjacent planting zones, mulch is to be spread to a uniform depth of 2”.

MEASUREMENT AND PAYMENT

The completed work as described will be measured and paid for at the contract unit prices using the following contract items (pay items).

<u>PAY ITEM</u>	<u>PAY UNIT</u>
Planting, Site Preparation, Max. (\$10,000)	Lump Sum
 B&B Trees:	
Norway spruce, (Picea abies), 6 feet	Each
American Elm, (Ulmus americana) Valley Forge or Princeton, 3-3.5 inch	Each
Hackberry (Celtis occidentalis), 3-3.5 inch	Each
Swamp White Oak (Quercus bicolor), 3-3.5 inch	Each

Measurement and payment for the above items shall include excavation and preparation of the planting areas and individual planting locations; removal and proper off-site disposal of plant containers, packaging materials, and other related items; all materials necessary to install the plants as shown on the drawings and as detailed herein; transporting and furnishing to the jobsite all plants; preparing soil; furnishing and placing shredded hardwood bark mulch; bracing/staking materials, if needed and approved by the Engineer; water and watering; and, all labor and equipment necessary, and as shown on the plans and as described herein, for a complete installation.

Shredded Hardwood Bark Mulch is included in the unit price for the plants and planting areas and shall not be paid for separately.

After all plants have been installed, an inspection for Provisional Acceptance will be made by the Contractor and Engineer. After any necessary changes have been made by the Contractor, the Engineer will issue a letter of Provisional Acceptance after which the Landscape Maintenance and Warranty period will begin for two full calendar years according to the terms of the Landscape Maintenance and Warranty Detailed Specification.

The final inspection of all planting work under the Contract will be made by the Contractor and Engineer at the end of the maintenance and establishment periods. Before final acceptance is given all terms of plant establishment shall be met.

**DETAILED SPECIFICATION
FOR
ITEM #290 – LANDSCAPING MAINTENANCE AND WARRENTY, 1ST YEAR
ITEM #291 - LANDSCAPING MAINTENANCE AND WARRENTY, 2ND YEAR**

DESCRIPTION

The landscape maintenance and warranty work shall cover all planting work included in the Detailed Specification for “Planting Items.” Watering, removing weeds, and completing all necessary tasks to maintain a healthy stand of plants, and Balled and Burlapped (B&B) Trees as shown on the plans and/or as specified herein is also included in these items of work. Complete this work according to the Section 815, 816 & 917 of the Michigan Department of Transportation (MDOT) 2012 Standard Specifications for Construction and as described herein. Extent of work shall include, but not be limited to:

1. Watering
2. Weed Control
3. Mulching
4. Disease and insect control
5. Pruning
6. Fertilizer Application
7. Removal of tree support and tags

MATERIALS

Mulch

Mulch shall be composted, double processed, shredded hardwood bark, free from foreign material and fragments, and shall not contain pieces that are in excess of 2 inches in any dimension. Bark will not be accepted. Colored or dyed mulch will not be accepted.

Pesticides & Herbicides

Materials shall comply with Local, State and Federal regulations.

The Contractor shall post signs with public notice prior to any application of pesticide. The signs shall read: “Notice of Pesticide Application”, and will include the following information: the name of the pesticide; the date of application; and the appropriate warning term for the EPA toxicity category. These terms are, for toxicity category I: DANGER-POISON. For category II: WARNING. For category III & IV: CAUTION. A website containing more information with regard to the chemicals applied will be printed on them.

Herbicide Types:

Herbicide A - Glyphosate, a non-selective herbicide shall be used to eradicate existing vegetation. It shall be used according to the manufacturer’s label.

Herbicide B - Sethoxydim, a selective herbicide shall be used to selectively remove invasive grass from prairie planting and wet meadow planting (if not adjacent to water). It shall be used according to the manufacturer’s label.

Herbicide C - Rodeo™, a non-selective herbicide shall be used to eradicate existing vegetation in areas adjacent to open water. It shall be used according to the manufacturer’s label.

Common IPM (Integrative Pest Management) practices shall be followed. Pesticides and herbicides shall be used as a last resort.

Fertilizer

Materials shall conform to the standards of the Association of Agricultural Chemists and shall comply with State and Federal regulations.

Fertilizer for B&B trees shall be an organic, slow release with a ratio of 3-1-2 or 3-1-1 or approved substitution.

Maintenance fertilizer for lawn shall contain no phosphorus, shall be derived from an organic product and slow release with a ratio of 27-0-12 or approved substitution.

There shall be no fertilizer applied to Bioswales, Ditch/Creekside, or Native Seed planting areas.

Delivery, Storage and Handling

Packaged materials shall be delivered in original containers showing weight, analysis and name of manufacturer. Protect materials from deterioration during delivery and storage.

Submittals

The Contractor shall submit to the Engineer copies of all field reports prepared by the maintenance supervisor identifying the date of each visit and work items completed during each visit. The receipt of the written field report by the Engineer must occur within one week of the actual site visit. Payment for the work of this Detailed Specification shall not be made without the timely receipt of the field reports by the Engineer. The Contractor shall not be allowed to neglect the maintenance, or perform it in a manner that is non-compliant in the opinion of the Engineer, with this Detailed Specification of any planted material in lieu of not being paid for the work.

MAINTENANCE

The Contractor, prior requesting a letter of Provisional Acceptance from the Engineer, shall submit two copies of a maintenance schedule detailing the work items identified under this Detailed Specification. This schedule shall include a 104 week table covering the two-year warranty period, identifying all weekly site visits and the tasks to be performed during each visit. The schedule shall show that no maintenance will occur between the periods of October 15th and April 1st, unless otherwise required by related Detailed Specifications.

Provisional Acceptance: After planting zone/type is finished, the Engineer and Contractor shall perform a site evaluation to determine if planting is complete. After any additional changes have been performed by the Contractor, the Engineer will issue a written Provisional Acceptance letter, after which the Maintenance and Warranty Periods will commence for 2 full years.

Maintenance of plantings shall begin immediately after Provisional Acceptance is granted and shall continue as required until final acceptance at the end of the warranty period. Maintenance required prior to Provisional Acceptance shall be included in the contract unit price for each plant. Provisional Acceptance may be granted for different planting zones/types (e.g. B&B trees, Ditch Planting, etc.) within the project based on project schedule constraints.

The Contractor shall submit to the Engineer copies of all field reports prepared by the maintenance supervisor identifying the date of each visit and work items completed during each visit. This will be required prior to each payment.

Maintenance shall include all measures necessary to establish and maintain plants in a vigorous and healthy growing condition.

The Contractor shall inspect the plantings at least once per week during the warranty period and promptly perform needed maintenance. Weekly maintenance shall be conducted for 2 full years after Provisional Acceptance is granted.
Watering

Water shall come from a source approved by the Engineer.

Monitor all plants during site visits for signs of stress due to lack adequate moisture in the root zone.

Water as required to keep all plants in optimum condition (1 inch of total water per week, including rainfall) and maintain an optimum supply of moisture within the root zone. Recurring overly dry or wet conditions shall be grounds for rejection of plant material. Watering of all deciduous plants and trees shall be performed using the probe method and by the use of water reservoir bags. Each balled and burlapped tree shall receive its own individual water reservoir bag. Water shall not be applied with a force that will displace mulch or cause soil erosion, and shall not be applied so quickly that the mulch and plants cannot absorb it. Apply water in such a manner that it is allowed to penetrate down into root zone of plant.

Herbaceous plugs in the deepest ponding area may require more watering than other planting areas.

If newly planted Bioswales (within first 3 months of planting) have 3 inches of standing water or more for over 12 hours, the Contractor shall pump the affected area(s) out to ensure the survival of the planting. The pumping activities shall occur within 24 hours of the overwhelming rain event.

Any supplemental watering visits necessary will be paid for in accordance with Section 815.04C.3, and must be approved by the Engineer prior to visit.

Weeding/Cultivating

Frequency shall be every visit.

Methods: Weeds shall be removed by hand and include removing the entire root mass of the weed. Before application of any herbicide the Contractor shall receive approval of the Engineer. A selective herbicide shall be applied according to manufacturer's directions.

Herbicides shall only be used when and where necessary as approved by the Engineer. Manufacturer's directions and precautions must be followed rigorously. Excess herbicides shall be properly removed from the site.

The posting of signs as a public notification of herbicide application will be required 24 hours before and maintained for 48 hours following application.

Weed Control: All Planting Areas

Weeding of all planting areas shall occur with each maintenance visit and in no instance shall they be allowed to propagate such that invasive weed species (Sweet Clover, Burdock, Wild Carrot, Purple Knapweed, Canada Thistle, Queen Anne's Lace, Purple Loosestrife, Phragmites, Bindweed, Crab Grass, Lamb's Quarters, non-native honeysuckle, buckthorn, autumn olive, Norway maple, bindweed, barnyard grass, etc.) may set their seed. Additional weeding activities may need to be performed as determined by Engineer.

Post planting management procedures for Bioswale and Adjacent Planting Areas, Ditch/Creekside Re-Vegetation and Native Seed planting areas may consist of, but are not limited to, the following:

1. Pull invasive weed species to remove the entire root mass;
2. Spring or fall dormant seasons application of a non-selective herbicide to control invasive weeds as directed by the Engineer. Follow City of Ann Arbor signage requirements for herbicide application;
3. Summer application of a selective herbicide to control invasive weeds as directed by the Engineer. Follow City of Ann Arbor signage requirements for herbicide application; and
4. Initial mowing of the Native Seed Areas (using flail mower) may occur after one season of growth when the weeds are ten (10) inches high or prior to invasive weeds setting seed. Mowed height shall be 5 inches. Weeds on slopes 1:3 or greater shall be mowed with a hand-held flail mower or common weed whacker.

Herbicide applications for aggressive weeds shall conform to the following guidelines:

1. Invasive forbs such as purple knapweed, purple loosestrife, garlic mustard, Queen Anne's Lace, Canada thistle, bindweed, lambs quarters, phragmites or other invasive forbs shall be spot controlled on an on-going basis beginning in June with Herbicide A through the end of the second growing season and/or before the plants set seed.
2. Invasive grasses such as crabgrass, smooth brome, reed canary, barnyard or other invasive grass shall be spot controlled beginning in May on an on-going basis with Herbicide B through the end of the second growing season and/or before the plants set seed.
3. Invasive woody plants such as non-native honeysuckle, buckthorn, autumn olive, Norway maple, shall be spot controlled beginning in June on an on-going basis with Herbicide A through the end of the second growing season and/or before the plants set seed.
4. Planting Areas adjacent to open water that contain invasive weeds shall be spot controlled beginning in June with Herbicide C until the end of the first full growing season and/or before the plants set seed.

Mulching

Monitoring: All mulch beds shall be reviewed in June and September for each Maintenance and Warranty Period. Any beds that do not meet the following conditions shall be replenished:

1. Depth shall be three (3) inches throughout the mulch saucer for individual trees.
2. Depth shall be two (2) inches throughout the bioswale areas.
3. Do not allow mulch to be deeper than four (4) inches for individual trees.
4. Keep mulch away from root collar of trees.

Disease and Insect Control

Monitoring for diseases and insects shall be the responsibility of the Contractor. The Contractor shall monitor all plants at all times for disease and insect problems.

Treatment shall take place in accordance with common IPM practices.

Pesticides shall only be used when and where necessary as approved by the Engineer. Manufacturer's directions and precautions must be followed rigorously. Excess pesticides shall be properly removed from the site.

The posting of signs as a public notification of pesticide application will be required 24 hours before and maintained for 48 hours following application.

Pruning

Prune all dead wood at first live lateral bud in accordance with standard horticulture practices using sharp instruments cleaned frequently. Pruning shall enhance plant development and ornamental qualities. Do not prune terminal leader or branch tips. A plant's natural form shall not be compromised by any pruning activities.

Additional pruning may be required at the request of the Engineer in order to decrease public liability factors.

Remove all standing dead material from perennials and grasses at earliest Spring maintenance visit.

Remove immediately after pruning all dead, broken and diseased growth and other pruning debris from the site and dispose of in an environmentally sensitive manner.

Plant material that is "topped" by the Contractor shall be replaced at the Contractor's expense.

Maintenance Fertilizer Application

Application shall be according to manufacturer's directions.

Woody Plants

1. Maintenance Fertilizer application for woody plants shall occur in November of the Second Maintenance and Guarantee Period
2. Topdress at a rate of 1 pound of nitrogen per 1,000 square feet.

Lawn

1. Maintenance Fertilizer application for lawn shall occur during the period of May through October as needed to establish and maintain healthy, vigorous, turf during the First and Second Maintenance and Warranty Periods. For Spring seeding, commencement of maintenance fertilizer shall begin during the first growing season. For Fall seeding, commencement of maintenance fertilizer shall begin the subsequent spring.
2. Fertilize by spreading fertilizer at a rate of one (1.0) pounds of nitrogen per 1,000 square feet.

Removal of Tree Support and Tags

Repair all damaged guys and stakes during the First Maintenance Period.

Remove all stakes, guys, labels and support material at the end of the First Maintenance Period and remove from site. Establishment and Acceptance: Planting Areas (Bioswales and Adjacent Planting Areas, Ditch/Creekside Re-Vegetation and Native Seed Areas)

Establishment of a dense stand of wet meadow perennial grasses and/or flowers as specified is the responsibility of the Contractor. Any part of the area that fails to thrive shall be re-planted until a dense planting in these areas is established.

The Contractor shall remove and replace dead and unacceptable plants as their condition becomes apparent at his/her sole expense.

Watering: The Contractor shall keep plants moist for optimum plant growth (1" of total water per week, including rainfall) through the duration of the Establishment Period.

Watering: The Contractor shall keep seeded areas moist for optimum plant growth (1" of total water per week, including rainfall) until the native seeded areas are four (4) inches high typical.

Protect planted area from traffic and erosion. Safety fences and/or silt fence with appropriate signage may be used at the Contractor's expense until the grasses and flowers are fully established.

Erosion shall be repaired by the Contractor.

Initial mowing of the Native Seed areas (using flail mower) shall occur after one season of growth when the weeds are ten (10) inches high or prior to invasive weeds setting seed. Mowed height shall be 5". Weeds on slopes 1:3 or greater shall be mowed with a hand-held flail mower or common weed whacker.

Provisional Acceptance Native Seeded Areas: Provisional Acceptance shall be granted when 20% of the native species and 80% total cover with no bare areas as large as 4 square feet exist as determined by the Engineer. The Engineer will utilize a meander/search method for reviewing the area(s).

Final Acceptance for Native Seeded Areas: Final Acceptance shall be granted when 40% of the native species and 90% total cover with no bare areas as large as 1 square foot exist as determined by the Engineer. The Engineer will utilize a meander/search method for reviewing the area(s).

Provisional Acceptance Bioswale and Adjacent Planting Areas, Ditch/Creekside Re-Vegetation: Provisional

Acceptance shall be granted when 90% total cover with no bare areas as large as 4 square feet exist as determined by the Engineer. The Engineer will utilize a meander/search method for reviewing the area(s). Bare areas as large as 4 square feet shall be “re-plugged” by the Contractor without additional compensation. (Ditch/Creekside Re-Vegetation areas only planted in riprap with no plugs will not allow bare areas as large as 16 square feet to exist as determined by the Engineer).

Final Acceptance for Bioswale and Adjacent Planting Areas, Ditch/Creekside Re-Vegetation: Final Acceptance shall be granted when no bare areas as large as 1.5 square feet exist as determined by the Engineer. Bare areas as large as 1.5 square feet shall be “re-plugged” by the Contractor without additional compensation.

Final Acceptance will be granted when the above requirements have been met, but in no case sooner than 2 full years after the initial installation of plant material.

Should the Contractor fail to meet the requirements for Final Acceptance, maintenance and warranty work shall continue, without additional compensation, until such time as Final Acceptance can be granted.

Warranty

The Contractor shall warrant all plants to be true to botanical name and specified size.

After receiving a Notice of Provisional Acceptance, the Contractor shall maintain all plantings as specified, and warrant against unsatisfactory growth and improper maintenance for a period of two years.

The Contractor shall not be responsible for defects resulting from City of Ann Arbor negligence, damage by others or unusual phenomena, including predation, lightning, storms, freezing rains, winds over 60 miles per hour, or fires or vandalism that are beyond the Contractor’s control.

Replacements

During the warranty period, the Contractor shall replace at his/her sole expense plant materials that are dead or that are, in the opinion of the Engineer, in an unhealthy or unsightly condition. Rejected plant materials shall be removed from the site and legally disposed of by the Contractor at his/her sole expense. The Contractor shall be aware that plants may need to be replaced more than once during the warranty period should the plants be deemed to be in an unhealthy or unsightly condition by the Engineer. The Contractor shall provide the necessary resources in the unit price bid for the work to cover the cost of any needed replacements.

All plant replacement work shall be in accordance with Section 815 of the 2012 MDOT Standard Specifications for Construction and this project’s Detailed Specifications.

Plants shall be replaced no later than the next succeeding planting season. Areas damaged by replacement operations shall be fully restored by the Contractor at his/her sole expense.

Final Acceptance Inspection

The final inspection of all planting work, or phase of planting work, will be made by the Engineer and the Contractor just before the final warranty period expires. All plant replacements shall be completed and the site shall be cleaned-up, prior to the inspection.

The final acceptance inspection of plantings or material planted during recognized planting seasons will be made during September for fall planting and by June for spring planting.

Planted areas which do not meet the contract requirements, shall be replanted to the original project specifications and within acceptable planting dates as directed by the Engineer.

MEASUREMENT AND PAYMENT

The completed work as measured will be paid for at the Contract Unit Price for the following contract items (pay items):

<u>PAY ITEM</u>	<u>PAY UNIT</u>
Landscape Maintenance and Warranty, 1st Year	Lump Sum
Landscape Maintenance and Warranty, 2nd Year	Lump Sum

The lump sum contract price shall include all materials, labor, and equipment required to maintain plant materials in a healthy, thriving, condition; remove weeds throughout the warranty period; and, meet all other performance requirements outlined in this Detailed Specification.

Payment for maintenance during the warranty period shall be based on the lump sum contract amount divided by the number of maintenance visits identified in the maintenance schedule supplied by the Contractor prior to issuance of provisional acceptance. Payments will only be made for maintenance performed and verified through field reports submitted by the Contractor with each pay request. Also included in these items of work are restoration of any area damaged by the Contractor during their maintenance or during replacement planting operations.

**DETAILED SPECIFICATION
FOR
ITEM # 292 – TOPSOIL SURFACE, 4 INCH
ITEM #293 – HYDROSEEDING**

DESCRIPTION

This work shall consist of furnishing and placing 4” of Engineer-approved topsoil, hydroseeding lawn areas, and placing erosion control matting as indicated on the plans, as detailed in the specifications, or as directed by the Engineer.

The related work of preparing the earth bed, furnishing, and placing the topsoil, furnishing the seed mixtures, furnishing the fertilizer, sowing the seed, furnishing and installing the erosion control matting and watering shall conform to the requirements of this Detailed Specification and Section 816, Turf Establishment, of the Michigan Department of Transportation (MDOT) 2012 Standard Specifications for Construction.

MATERIALS

The materials shall meet the requirements specified in the 2012 MDOT Standard Specifications for Construction except as specified herein:

- Seed shall be fresh, clean, dry, new-crop seed complying with the AOSA’s “Rules for Testing Seed”, tested for purity and germination tolerances.

Variety	Proportion By Weight	Purity	Germination
Baron Kentucky Bluegrass	25%	90	80
Kentucky Bluegrass 98/80	15%	98	80
Park Kentucky Bluegrass	15%	90	80
Omega III Perennial Ryegrass	20%	98	90
Creeping Red Fescue	25%	95	90

Maximum weed content shall be 0.30%.

- Fertilizers shall be a Class A. The percentages by weight shall be at a minimum 10N-10P-10K or as required and approved by the Engineer.
- The seed, fertilizer, and adhesive (mulch binder) shall be mixed together and applied at one time.
- Water used shall be obtained from fresh water sources and shall be free from injurious chemicals and other toxic substances.

Erosion Control Blanket:

Straw/jute blanket shall be constructed with a 100% agricultural straw matrix with jute and cotton netting on top and bottom, be 100% biodegradable, and have a typical functional longevity of 12 months. Use 6 inch long biodegradable stakes 24 inch O.C. or as directed by the Engineer. Plastic weaving will not be permitted.

MAINTENANCE AND ACCEPTANCE

It is the responsibility of the Contractor to establish a dense, vigorous, weed free lawn of permanent grasses, free from mounds and depressions prior to final acceptance and payment of this project. Any portion of a seeded area that fails to show a uniform germination shall be re-seeded. Such re-seeding shall be at the Contractor's expense and shall continue until a dense, vigorous and weed free lawn is established.

The Contractor shall maintain all lawn areas until they have been accepted by the Engineer. Lawn maintenance shall begin immediately after the grass seed is in place, and shall continue until final acceptance with the following

requirements:

- Lawns shall be protected and maintained by watering, mowing, and reseeded as necessary, until the period of time when the final acceptance and payment is made. The Contractor shall establish a uniform, dense, vigorous, and weed-free stand of the specified grasses. Maintenance includes, but is not limited to; deposition of additional topsoil; re-seeding; watering; fertilizing; mowing, and any other work as required to correct all settlement, erosion, germination, and establishment issues until the date of final acceptance by the Engineer.
- Damage to seeded areas resulting from erosion shall be repaired by the Contractor at the Contractor's expense. Scattered bare spots in seeded areas will not be allowed over three (3) percent of the area nor greater than 6"x 6" in size.

When the above requirements have been fulfilled, the Engineer will accept the lawn.

MEASUREMENT AND PAYMENT

The completed work shall be paid for at the contract unit price for the following contract items (pay items):

<u>PAY ITEM</u>	<u>PAY UNIT</u>
Topsoil Surface, 4 inch	Square Yard
Hydroseeding	Square Yard

"Topsoil Surface, 4 inch" and "Hydroseeding" will be measured by area in square yards and will be paid for at the contract unit prices which shall be payment in full for all labor, materials, and equipment needed to accomplish this work.

Topsoil placement shall occur at the locations called for on the plans or, as directed by the Engineer. The unit price "Topsoil Surface, 4 inch" shall include the grading of the area to receive the topsoil, preparing the earth bed, spreading and raking the topsoil to provide a uniform surface free of large clods, lumps, rocks, brush, roots, or other deleterious materials, as determined by the Engineer.

The hydroseeding shall be placed on all lawn areas as called for on the plans, and shall include furnishing and installing seed, fertilizer, mulch, mulch adhesive, erosion control matting and all required watering necessary for the establishment of the turf. Watering will not be paid for separately.

Any damage or soiling to signs, fences, trees, pavements, or structures shall be repaired and/or cleaned by the Contractor at the Contractor's sole expense.

After initial placement of the topsoil and hydroseed mixture(s), fifty (50) percent of the total quantity placed for each item will be certified for payment. The remaining fifty (50) percent of the total quantities will be held by the Engineer until such time as all lawn areas have been established and accepted by the Engineer.

Final acceptance shall occur no sooner than June 15th of the year after the year in which the lawn areas were initially planted during the previous spring planting season; or, final acceptance will occur no sooner than November 1st of the year after the year in which the lawn areas were initially planted during the previous summer planting season.

In no case shall lawn areas be accepted in the same year in which they were planted.

**DETAILED SPECIFICATION
FOR
COORDINATION AND COOPERATION WITH OTHERS
AND
WORK BY OTHERS**

The Contractor is reminded as to the requirements of article 104.07 of the 2012 edition of the MDOT Standard Specifications, "Cooperation by the Contractor."

The Contractor shall directly coordinate his/her work with individual City Departments/Divisions/Units.

The Contractor is hereby notified that the City of Ann Arbor Field Services Unit may be installing traffic control conduits, traffic signal sensors, and the like, at various locations.

No additional compensation will be paid to the Contractor, and no adjustments to contract unit prices will be made, due to delays and/or the failure of others in the performance of their work, nor for delays due to the encountering of existing utilities that are, or are not, shown on the Plans.

The following Utility Owners may have overhead and/or underground facilities located within the Right-of-Way:

The City of Ann Arbor
DTE - MichCon (Michigan Consolidated Gas Company)
DTE - Edison (Detroit Edison Company)
SBC - (Ameritech)
Comcast
MCI Communications
Sprint Communications
The University of Michigan

On all projects:

"3 Working Days before you Dig - Call MISS DIG - Toll Free" Phone No. 1-800-482-7171.

The Owners of public or private utilities which will not interfere with the completed project and which do not present a hazard to the public or an extraordinary hazard to the Contractor's operations will not be required to move their facilities on or from the street right-of-way.

Stoppages created solely by the operations of the utility companies which delay utility revisions on any portion of this project may be considered as a basis of claim for an extension of time for project completion.

Costs for this work will not be paid for separately, but shall be included in the bid price of the Contract Item "General Conditions."

**DETAILED SPECIFICATION
FOR
PROTECTION OF UTILITIES**

Damages to utilities by the Contractor's operations shall be repaired by the utility owner at the Contractor's expense. Delays to the work due to utility repairs are the sole responsibility of the Contractor.

The Contractor shall keep construction debris out of utilities at all times. The Contractor shall be back charged an amount of \$50.00 per day for each manhole/inlet/utility pipe that contains construction debris caused as a result of the Contractor's (including subcontractors and suppliers) work.

The Contractor is solely responsible for any damages to the utilities or abutting properties due to construction debris.

Certain sanitary and storm sewers within the influence of construction may have been cleaned and videotaped prior to construction. The City may also choose to videotape utility line(s) during or after the work of this Contract to inspect them for damages and/or construction debris. If such inspection shows damage and/or debris, then all costs of such inspection, cleaning, repairs, etc, shall be the Contractor's sole responsibility. If such inspection is negative, the City will be responsible for the costs of such inspection.

Costs for this work will not be paid for separately, but shall be included in the bid price of the Contract Item "General Conditions."

**DETAILED SPECIFICATION
FOR
SOIL EROSION CONTROL**

The Contractor shall furnish, place, maintain and remove soil erosion and sedimentation control measures, including but not limited to, fabric filters at all drainage structures, all in accordance with all applicable City (and other governmental agencies) codes and standards, as directed by the Engineer, as detailed in the Standard Specifications, and as shown on the Plans.

Costs for this work will not be paid for separately, but shall be included in the bid price of the Contract Item "General Conditions."

**DETAILED SPECIFICATION
FOR
MATERIALS AND SUPPLIES CERTIFICATIONS**

The following materials and supplies shall be certified by the manufacturer or supplier as having been tested for compliance with the Specifications:

- HMA materials
- Hot-poured Joint Sealants
- Cements, coatings, admixtures and curing materials
- Sands and Aggregates
- Steel and Fabricated metal
- Portland Cement Concrete Mixtures
- Reinforcing Steel for Concrete
- Reinforcing Fibers for Concrete
- Pre-cast Concrete products
- Sanitary Sewer Pipe
- Storm Sewer Pipe
- Water Main Pipe
- Corrugated Metal Pipe
- High Density Polyethylene Pipe
- Timber for retaining walls
- Modular Concrete Block for retaining walls
- Edge Drain and Underdrain Pipe
- Geotextile Filter Fabric and Stabilization Fabric/Grids

The Contractor shall submit all certifications to the Engineer for review and approval a minimum of three business days prior to any scheduled delivery, installation, and/or construction of same.

Costs for this work will not be paid for separately, but shall be included in the bid price of the Contract Item "General Conditions."

**DETAILED SPECIFICATION
FOR EXISTING
SOIL BORING AND PAVEMENT SECTION DATA**

Data pertaining to existing soil borings and pavement sections which may be included in these Contract Documents are provided to help the Engineer and Contractor determine the soil conditions existing within the construction area. The City in no way guarantees existing conditions to be the same as shown in the data. The Contractor is solely responsible for any and all conclusions he/she may draw from the data.

**DETAILED SPECIFICATION
FOR
WORKING IN THE RAIN**

The Contractor shall not work in the rain unless authorized in writing by the Engineer.

The Engineer may delay or stop the work due to threatening weather conditions.

The Contractor shall not be compensated for unused materials or downtime due to rain, or the threat of rain.

The Contractor is solely responsible for repairing all damages to the work and to the site, including road infrastructures, road subgrades, and any adjacent properties, which are caused as a result of working in the rain.

**DETAILED SPECIFICATION
FOR
WORKING IN THE DARK**

The Contractor shall not work in the dark except as approved by the Engineer and only when lighting for night work is provided as detailed elsewhere in this contract.

The Engineer may stop the work, or may require the Contractor to defer certain work to another day, if, in the Engineer's opinion, the work cannot be completed within the remaining daylight hours, or if inadequate daylight is present to either properly perform or inspect the work.

The Contractor will not be compensated for unused materials or downtime, when delays or work stoppages are directed by the Engineer for darkness and/or inadequate remaining daylight reasons.

The Contractor is solely responsible for repairing all damages to the work and to the site, including road infrastructures, road subgrades, and any adjacent properties, which are caused as a result of working in the dark.

**DETAILED SPECIFICATION
FOR
QUANTITIES AND UNIT PRICES**

Quantities as given are approximate and are estimated for bidding purposes. Quantities are not guaranteed and may vary by any amount. While it is the City's intent to complete the project substantially as drawn and specified herein, quantities may be changed or reduced to zero for cost savings or other reasons. **The City reserves the right to change the quantities, delete streets, or add streets, and no adjustment in unit price will be made for any change in any quantity.**

**DETAILED SPECIFICATION
FOR
GENERAL CONSTRUCTION NOTES**

The following notes pertain to all Plan sheets issued as part of this Contract, and these notes shall be considered part of each Plan sheet or Detailed Information Sheet.

1. All work shall conform to latest revision of the City Standard Specifications.
2. The Contractor shall maintain access to all drives throughout the course of construction. Drives shall never be closed during non-working hours, unless otherwise authorized in writing by the Engineer.
3. The Contractor shall completely restore all existing site features to better than, or equal to, their existing condition.
4. The Contractor shall be aware that there are above-ground and below-ground utilities existing in and on these streets which include, but are not limited to: gas mains and service leads; water mains and service leads; storm sewer mains and service leads; sanitary sewer mains and service leads; telephone poles, wires, cables and conduits; electrical poles, wires, cables and conduits; cable television wires, cables and conduits, and other various utilities. The Contractor shall conduct all of its work so as not to damage or alter in any way, any existing utility, except where specified on the Plans or where directed by the Engineer. The City has videotaped and cleaned all sanitary and storm sewers, including storm sewer inlet leads, and has found all of these facilities to be in good condition, with the exception of those shown on the Plans for repairs or replacement.
5. The Contractor is solely responsible for any delays, damages, costs and/or charges incurred due to and/or by reason of any utility, structure, feature and/or site condition, whether shown on the Plans or not, and the Contractor shall repair and/or replace, at its sole expense, to as good or better condition, any and all utilities, structures, features and/or site conditions which are impacted by reason of the work, or injured by its operations, or injured during the operations of its subcontractors or suppliers.
 1. No extra payments or adjustments to unit prices will be made for damages, delays, costs and/or charges due to existing utilities, structures, features and/or site conditions not shown or being incorrectly shown or represented on the Plans.
 - 2.

**DETAILED SPECIFICATION
FOR
WATER MAIN INSTALLATION AND TESTING**

DESCRIPTION

This Detailed Specification is intended to supplement the current City of Ann Arbor Standard Specifications for Construction with regard to water main installation and hydrologic and bacteriologic testing. It is also intended to establish minimum requirements for the work that the Contractor is responsible to follow.

CONSTRUCTION METHODS

During the delivery, handling, installation, and testing of the water main, the Contractor shall comply with the following requirements:

1. Keep all pipes clean and neatly stacked a minimum of six-inches off of the ground at all times. Ends of pipe shall be covered to prevent entry of dust, dirt, small animals, and any other objectionable matter at all times. During installation of the water main and all appurtenances no dirt, soil, or non-potable water shall be allowed to enter the pipe. If dirt, soil, or non-potable water does enter the pipe, the Contractor shall completely remove it prior to installing the next segment of pipe. Segments of pipe that have visible signs of contamination including, but not limited to; soil, dirt, mud, oil, grease, solvents, animal droppings, etc. shall have all visible traces of the offending substance completely removed by the Contractor in a manner acceptable to the Engineer. Sections of pipe or fittings that have been marked by the Engineer for cleaning shall not be approved for installation until such time as the Engineer has again approved them for use on the project. Acceptable methods of cleaning include flushing and/or power washing, compressed air, or other methods that the Engineer may approve. Approval by the Engineer of a cleaning method shall not be construed by the Contractor to include acceptance of the water main for the purposes of placing it into service. Water main pipe and fittings that have been placed shall remain covered on the advancing end until the next segment of pipe is connected. The Contractor may uncover no more than three segments of pipe in advance of placement. Water main pipe and fittings that have been laid out further in advance of the installation operation must remain covered.
2. Gasket lubricant shall only be applied immediately before connection to the next segment of pipe. Pipe with lubricant applied shall not come in contact with the ground. If the lubricated portion of the pipe end contacts the ground, it shall be thoroughly cleaned to the satisfaction of the Engineer, prior to its installation.
3. All water mains shall be swabbed in accordance with the requirements of Section 3H, Flushing and Swabbing, of the current edition of the City of Ann Arbor Public Services Department Standards. During swabbing of the water main, the swab shall be flushed through the pipe in accordance with the manufacturer's recommendations and in a manner that is acceptable to the Engineer. The Contractor shall submit the product data of the swab from the manufacturer, for review and approval by the Engineer, at or before the pre-construction meeting.
4. Swabbing of the water main shall be followed immediately by flushing of the pipe so that any disturbed particles are washed out before they can resettle. The pipe shall be flushed in accordance with Section 3H, Flushing and Swabbing, of the current edition of the City of Ann Arbor Public Services Department Standard Specifications. The pipe shall be flushed until the water runs clear for a minimum of fifteen minutes or until two full pipe volumes have been flushed (whichever is longer.) Flushing from the existing water main that is to be replaced shall not be allowed.

5. During the chlorination process, the proper level of chlorination must be achieved throughout the entire length pipe. Chlorine levels shall be checked at intermediate locations as directed by the Engineer and the Contractor shall add chlorine until such time as the required levels are achieved at all points. The “plug method” of chlorinating the pipe shall not be allowed. The Contractor shall chlorinate the proposed water main to a minimum residual concentration of 100 parts per million with commercial liquid chlorine solution. The chlorine concentrate shall be a minimum of 10% chlorine (sodium hypochlorite) by volume. Solid chlorine “pellets” or powder shall not be allowed. Any chlorine containing compound used on the project shall be approved by the Engineer. The minimum recommended dosage of chlorine (sodium hypochlorite) is as follows (based on 10% available chlorine):

Recommended Minimum Chlorine Dosage to Disinfect 100 L.F. of Pipe

<u>Pipe Diameter</u>	<u>10% Chlorine Solution (gallons)</u>
6	0.306
8	0.544
10	0.852
12	1.226
16	2.180
20	3.406
24	4.904

6. Bacteriological testing shall be performed by the City with the Contractor present. The Engineer shall determine the number, location, and type of testing points for each section of water main being tested. Bacteriological samples shall only be drawn from copper or brass sampling points. The use of galvanized steel blow-offs or sampling points are strictly prohibited. Obtaining bacteriological samples from fire hydrants will not be allowed.
7. If a new water main fails two consecutive sets of bacteriological tests, the Engineer may require the Contractor to re-swab the water main in accordance with Section 3H, Flushing and Swabbing, as described above. Additional flushing, prior to subsequent bacteriological sampling will also be required. The required additional swabbing and flushing of the water main by the Contractor shall be performed at no additional cost to the City of Ann Arbor.

MEASUREMENT AND PAYMENT

Payment for all labor, materials, and equipment that is required to comply with this Detailed Specification shall be considered as part of the unit price as bid for each respective water main pipe and fitting and will not be paid for separately.

Payment for all water main pipes shall be as follows:

The Contractor shall be paid for 50% of the water main pipe installed upon satisfactory completion of the installation and backfilling of the water main pipe. The remaining 50% shall be paid upon successful completion of all required bacteriological testing, the water main has been placed into service, and all water service leads have been connected and are in service.

**DETAILED SPECIFICATION
FOR
ASPHALTIC SEAL COATINGS
DUCTILE IRON PIPE FITTINGS**

DESCRIPTION

The Contractor may not operate City water main valves. For valve operation, contact the City of Ann Arbor Public Services Area. It is recommended that the Contractor request that the existing valves, which will need to be operated in order to perform the water main work, are checked in advance of the work to ensure that they operate properly.

Several items of work on this project require coordination with the City of Ann Arbor Public Services Area (The City). The Contractor shall notify the City three (3) full working days in advance of any items requiring coordination with the City.

The Contractor shall complete the water main work in a manner which minimizes the disruption of water service. Water quality issues arise and treatment costs increase when the well field system is taken off line. No shut downs at the well field shall occur on Saturdays or Sundays. Shut downs shall not be for longer than 8.0 hours for any given shutdown event. Liquidated damages as detailed and described on page C-2 of these documents shall apply to any shut downs that occur on Saturday or Sunday or for a period of time longer than 8.0 hours in any given 24 hour period.

The Contractor shall be responsible for coordination with the City of Ann Arbor Public Services Area for the installation of 1-inch corporations in the gate wells to be used for testing and filling of new main. The Contractor shall pay the City of Ann Arbor's Field Operations Unit all costs associated with installing the corporations.

The Contractor must have all materials, fittings, pumps and other miscellaneous equipment, and personnel on site before the City of Ann Arbor Public Services Area personnel will prepare and shutdown an existing main.

The Contractor shall dig-up and expose utility crossings 60-feet in advance of laying any water main pipe in their vicinity. This will allow the Engineer to adjust the grade of the water main, if possible, to avoid the existing utilities. The costs of the advance excavations, and related costs, shall be included in the respective items of work listed in the Bid Form. Some dig-ups may need to occur out of Phase.

All ductile iron pipe and fittings shall have an asphaltic seal coat on their cement-mortar linings. The coatings shall meet the requirements of ANSI/NSF Standard 61, Drinking Water System Components - Health Effects, and be approved for contact with drinking water.

MEASUREMENT AND PAYMENT

Asphaltic seal coat for ductile iron pipe and fittings shall not be measured or paid for separately. This work shall include all labor, materials and equipment costs necessary to provide asphaltic seal coat of ductile iron pipe and fittings. Payment for this work shall be considered as part of the unit price for each respective ductile iron pipe and fitting unit price.

**DETAILED SPECIFICATION
FOR
CONCRETE PLACEMENT AND PROTECTION**

DESCRIPTION

This work shall consist of furnishing all labor, material, and equipment needed to furnish, place, and protect all concrete material in accordance with the requirements of this Detailed Specification. These requirements shall not apply to concrete bridge decks, unless otherwise noted.

MATERIALS

The Concrete shall meet the requirements of Sections 601 and 701 of the 2012 Michigan Department of Transportation Standard Specifications for Construction.

The Contractor shall propose specific concrete mix designs for the intended project purpose in accordance with the requirements of this Detailed Specification and other applicable Detailed Specifications and/or project requirements. The Engineer's acceptance of a mix design shall not relieve the Contractor of their responsibility for the manufacture of the concrete mixture(s), its placement, or performance.

CONSTRUCTION

The Contractor shall perform all concrete placement operations in weather that is suitable for the successful placement and curing of the concrete materials. Concrete shall not be placed during periods of active precipitation.

The Contractor shall complete all needed formwork, base and/or sub-base preparation, and any other related items that are deemed necessary for the proper completion of the work. The Contractor shall not commence the placement of concrete until they receive all needed approvals from the Engineer for placement. The Engineer's approval of the Contractor to place concrete shall not relieve the Contractor of their responsibility for the proper placement and protection of the concrete materials or its long-term performance.

During periods when precipitation is threatening, provide durable, plastic sheeting, approved by the Engineer, in sufficient quantity to cover and protect all freshly placed concrete such that precipitation does not come into contact with the concrete. The Contractor shall arrange the placement of the plastic sheeting such that the surface of any freshly placed concrete is not marred by contact with the plastic; any seams in the plastic sheeting shall be water tight. The Contractor shall place adequate supports along and over the freshly placed concrete to prevent contact of the plastic and concrete. The Contractor shall ensure that sufficient dams or barriers are placed along the edges of the freshly placed concrete to prevent erosion of the underlying materials or damage to the edges of the freshly placed concrete. All measures shall be effective.

Any concrete damaged by precipitation shall be removed and replaced at the Contractor's expense. The Engineer shall decide if the concrete has been damaged and the limits of removal and replacement.

Concrete shall only be placed when the rate of surface evaporation at the site is less than 0.20 pounds per square foot per hour, according to Figure 706-1 of the 2012 Michigan Department of Transportation Standard Specifications for Construction. The Contractor shall provide approved equipment for determining the relative humidity and wind velocity at the site.

Water shall not be added to the placed concrete in order to aid finishing. Any water added to the concrete for slump adjustments shall be done by adding water to the mixing unit and thoroughly re-mixing the concrete for 30 revolutions of the mixing unit at mixing speed. Water shall not be added such that the design water-to-cement ratio of the concrete mixture or the design slump of the concrete mix is exceeded.

Concrete curing shall be performed in accordance with Section 602.03.M of the 2012 MDOT Standard Specifications for Construction. Curing operations shall take precedence over texturing operations and continued concrete placement. All curing compound applied shall provide uniform coverage over the entire surface being protected. The placement of curing compound shall be free of spots, blotches, or uncovered or non-uniformly covered areas. Should any areas be determined to exist by the Engineer, the curing compound shall be immediately re-applied by the Contractor at no additional cost to the project.

WEATHER LIMITATIONS

The Contractor shall take all precautions when placing concrete to protect it from damage due to the elements. Concrete shall not be placed during precipitation events.

Concrete shall be protected from weather and temperature according to the requirements of Section 602.03.T. Concrete shall not be placed when the temperature of the plastic concrete mixture itself is greater than 90° F. In conditions where low temperature protection is required, the Contractor shall cover the concrete with insulated blankets, or other means as approved by the Engineer, to protect the concrete from damage. The concrete shall remain protected until it has reached a compressive strength of at least 1000 psi, or as directed by the Engineer.

MEASUREMENT AND PAYMENT

All costs associated with the conformance to the requirements of this Detailed Specification will not be paid for separately, but shall be considered to be included in the respective items of work.

**DETAILED SPECIFICATION
FOR
CONCRETE DURABILITY**

DESCRIPTION

The Contractor shall furnish a Portland cement concrete mixture for this project that has been tested under this specification and shown to be resistant to excessive expansion caused by alkali-silica reactivity (ASR) and provides adequate air entrainment for freeze thaw durability. The Contractor shall construct the project with practices outlined in this specification.

MATERIALS

The materials provided for use on this project shall conform to the following requirements:

Portland cement	ASTM C 150
Fine Aggregate	ASTM C 33*
Coarse Aggregate	ASTM C 33*
Fly Ash, Class F	ASTM C 618
Slag Cement, Grade 100, 120	ASTM C 989
Silica Fume	ASTM C 1240
Blended Cements	ASTM C-595
Air Entraining Admixtures	ASTM C-260
Chemical Admixtures	ASTM C-494
White Membrane Cure	ASTM C-309 Type 2

* Fine and coarse aggregates shall consist of natural aggregates as defined in the 2012 MDOT Standard Specifications Section 902.02.A.1.

The Contractor shall provide documentation that all materials to be incorporated into proposed mixed designs meet the requirements of this section.

Alkali-Silica Reactivity

The Contractor shall supply to the Engineer preliminary concrete mix designs including a list and location of all suppliers of concrete materials. The Contractor shall evaluate the mixtures for the potential for excessive expansion caused by ASR and provide documentation to the Engineer. The Contractor's evaluation shall include a review of any previous testing of the material sources intended to be used for both the fine and coarse aggregates for the concrete mixtures. The previous testing may be from other projects or records provided by the material suppliers.

Aggregates shall be tested under ASTM C-1260. If the expansion of the mortar bars is less than 0.10%, at 14 days, the aggregates shall be considered innocuous and there are no restrictions for ASR mitigation required with this material.

Previous aggregate test data may be used. If no previous test data is available, for the concrete mix, that shows that it is resistant to ASR, a concrete mixture that will mitigate the potential for ASR must be designed using either method 1 or 2 as described below.

Method 1. Substitution of a portion of the cement with Class F Fly Ash, Slag Cement Grade 100 or 120 or a ternary mix (blended cement) containing a blend of Portland cement and slag cement, or Class F fly ash, or silica fume.

The maximum substitution of cement with the fly ash permitted shall be 25% by weight of total cementitious material (cement plus fly ash). Additional requirements for the Fly Ash, Class F are

that the Calcium Oxide (CaO) percent shall be less than 10 % and the available alkalis shall not exceed a maximum of 1.5%. A copy of the most recent mill test report shall be submitted to verify. Note: a Class C fly ash with a minimum total oxides ($\text{SiO}_2 + \text{Al}_2\text{O}_3 + \text{Fe}_2\text{O}_3$) of 66% and a minimum SiO_2 of 38% may be used in lieu of Type F fly ash.

The maximum substitution of cement with the Slag Cement permitted shall be 40% by weight of total cementitious material (cement plus Slag Cement). The minimum replacement rate with Slag Cement shall be 25%.

For a ternary blend the total replacement of supplementary cementitious materials is 40% with a blend consisting of a maximum of 15% type F fly ash, and/or 8% silica fume and/or slag cement.

For method 1, the effectiveness of the proposed mix combination to resist the potential for excessive expansion caused by ASR shall be demonstrated using current or historic data. To demonstrate the effectiveness of the proposed mix the Contractor shall construct and test mortar bars per ASTM C1567 (14 day test) using both the fine and coarse aggregate along with the proposed cementitious material for the concrete mixture. If a mortar bar constructed of these materials produces an expansion of less than 0.10%, concrete mixture will be considered to be resistant to excessive expansion due to ASR.

If a mortar bar constructed produces an expansion of 0.10% or greater, concrete mixtures containing these materials shall not be considered resistant to the potential for excessive expansion due to ASR and shall be rejected. Additional testing, including alternate proportions or different materials will be required.

Method 2. Use low alkali cement and maintain the total alkali content from the cementitious at no more than 3.0 lbs/cyd (Na_2Oeq). The total alkali contribution is calculated by the quantity contained in the Portland cement only.

Requirements for Low Alkali Cement are that the alkali content does not exceed 0.60% expressed as Na_2O equivalent. Equivalent sodium oxide is calculated as: (percent Na_2O + 0.658 x percent K_2O).

For either method 1 or 2, if the Contractor intends to change any component material supplied after the mix design has been approved all concrete work will be suspended with no cost to the project or extensions of time, unless approved, until evaluation of the new mixtures and testing of the new materials demonstrates that it is resistant to excessive expansion due to ASR.

The Engineer and Contractor shall monitor the concrete that is delivered to the project site so as to insure that the approved mix design is being followed. The supplier shall include on the delivery ticket for each batch of concrete delivered to the job, the identification and proportions of each material batched.

When concrete is placed during cold weather, defined for the purposes of this Detailed Specification to be, air temperatures below 40° F, the use of accelerators, heated aggregates, silica fume and/or additional forms of cold weather protection will be required. Cold weather will not eliminate the requirement for furnishing and placing a concrete mix that is considered resistant to ASR attack.

Prior to cool weather placement, defined for the purposes of this detailed specification to be, air temperatures between 40° and 60° F, the set time of the proposed mix shall be verified under anticipated field conditions. This information shall be used when scheduling pours and saw crews.

Air Entrainment

Air entrainment shall be accomplished by addition of an approved air entraining agent. Air content as determined by ASTM C 231 or ASTM C 173, shall be determined on each day of production as early and as frequently as necessary until the air content is consistently acceptable. If during the period of time while adjustments are being made to the concrete to create a mixture that is consistently acceptable,

concrete is produced that does not meet the requirements of this Detailed Specification, the Engineer may reject the material and direct it to be removed from the jobsite. Any rejected material shall be removed from the jobsite at the Contractor's sole expense. Quality Control testing performed by the Contractor to ensure compliance with the project specifications shall be performed on the grade ahead of the placement operation.

Paver placement: During production, the plastic concrete material shall be tested for acceptance at a point ahead of the paver. The air content of the concrete mixture that the Contractor shall provide shall be known as the Acceptance Air Content (AAC). The Contractor shall also provide additional entrained air in the concrete mixture to account for the air loss which occurs in the concrete mixture experienced during transportation, consolidation and placement of the concrete. The "air loss" shall be added to the air content of the concrete mixture as established on the approved concrete mix design. The AAC for the project will be 6.0% plus an amount equal to the air loss.

For up to the first four loads, the air content measured on-site prior to placement shall be at least 8.0% and no more than 12.0%. To establish the initial AAC on the first day of paving, the air content of the first load shall be tested at the plant. After initial testing at the plant the Contractor shall provide at least two sample sets to determine the actual air loss during placement. A sample set shall consist of two samples of concrete from the same batch, one taken at the point of discharge and the other from the in-place concrete behind the paver. The air loss from the two sample sets shall be averaged and added to 6.0% to establish the AAC (rounded to the next higher 0.5%). After the testing and adjustment procedure(s) have been completed, the project acceptance air tests shall be taken prior to placement. The Contractor shall provide concrete to the jobsite that has an air content of plus 2.0%, or minus 1.0%, of the AAC.

After the AAC has been established, it shall be verified and/or adjusted through daily checks of the air loss through the paver. The Contractor shall check the air loss through the paver a minimum of two times a day. A Revised AAC shall be required to be established by the Contractor if the average air loss from two consecutive tests deviates by more than 0.5% from the current accepted air loss. The testing operations performed by the Contractor to establish a revised AAC shall be performed to the satisfaction of the Engineer. The Contractor shall be solely responsible for any delays and/or costs that occur to the project while establishing revised AACs.

Hand placed concrete: The air content for non-slip-form paving shall be 7.0% plus 1.5%, or minus 1.0%, at the point of placement.

CONSTRUCTION METHODS

Aggregate Control

Gradation control – The supplier shall provide a detailed stockpile management plan, describing their process control procedure for shipping, handling, and stockpiling of each aggregate including workforce training.

Moisture control – All aggregate materials must be conditioned to a moisture content of not less than saturated surface dry (SSD) prior to batching. A watering process using an effective sprinkler system designed and operated by the Contractor shall be required on all coarse aggregate material stockpiles.

The Contractor shall provide verification that these processes have been performed by the supplier. The Engineer reserves the right to independently verify that the supplier has complied with these standards.

Mixing

Central mix plants - The total volume of the batch shall not exceed the designated size of the mixer or the rated capacity as shown on the manufacturer's rating plate.

Drum Mix Plants: After all solid materials are assembled in the mixer drum; the mixing time shall be a minimum of 60 seconds and a maximum of 5 minutes. The mixing time may be decreased if the ASTM C-94 11.3.3 mixer efficiency tests show that the concrete mixing is satisfactory. The Engineer may require an increase in the minimum mix time if the mixer efficiency test determines that the concrete is not being mixed satisfactorily. The minimum mixing time shall start after the mixer is fully charged. Mixers shall be operated at the speed recommended by the manufacturer as mixing speed. The mixer shall be charged so that a uniform blend of materials reached the mixer through out the charging cycle. Any additional slump water required shall be added to the mixing chamber by the end of the first 25% of the specified mixing time. Mixers shall not be used if the drum is not clean or if the mixing blades are damaged or badly worn

Ribbon mixers: After all solid materials are assembled in the mixer; the mixing time shall be a minimum of 30 seconds and a maximum of 2.5 minutes. The mixing time may be decreased if the ASTM C-94 11.3.3 mixer efficiency tests show that the concrete mixing is satisfactory. The Engineer may require an increase in the minimum mix time if the mixer efficiency test determines that the concrete is not being mixed satisfactorily. The minimum mixing time shall be indicated by an accurate timing device which is automatically started when the mixer is fully charged. Mixers shall be operated at the speed recommended by the manufacturer as mixing speed. The mixer shall be charged so that a uniform blend of materials reached the mixer through out the charging cycle. After any additional slump water is added to the mixing chamber the mixing shall continue for a minimum of 10 seconds. Mixers shall not be used if the mixer is not clean or if the mixing blades are damaged or badly worn.

Truck Mixers -The capacities and mixing capabilities shall be as defined in ASTM C 94, and each unit shall have an attached plate containing the information described therein. The plate may be issued by the Truck Mixer Manufacturer. The mixer capacity shall not be exceeded, and the mixing speeds shall be within the designated limits. Truck mixers shall be equipped with a reliable reset revolution counter. If truck mixers are used for mixing while in transit, the revolution counter shall register the number of revolutions at mixing speed.

An authorized representative of the concrete producer shall certify that the interior of the mixer drum is clean and reasonably free of hardened concrete, that the fins or paddles are not broken or worn excessively, that the other parts are in proper working order, and that the unit has been checked by the representative within the previous 30 calendar day period to substantiate this certification. The current, signed certification shall be with the unit at all times.

The required mixing shall be between 70 and 90 revolutions. The mixing shall be at the rate designated by the manufacturer and shall produce uniform, thoroughly mixed concrete.

The Engineer may inspect mixer units at any time to assure compliance with certification requirements, and removal of inspection ports may be required. Should the Engineer question the quality of mixing, the Engineer may check the slump variation within the batch. Should the slump variation between two samples taken, one after approximately 20% discharge and one after approximately 90% discharge of the batch, show a variation greater than 3/4 inch (20 mm) or 25% of the average of the two, whichever is greater, the Engineer may require the mixing to be increased, the batch size reduced, the charging procedure be modified or the unit removed from the work.

The practice of adding water on the site shall be discouraged. After the slump of the concrete in the first round of trucks has been adjusted on-site, the amount of water added at the plant shall be

adjusted accordingly for that day's work. All additions of water on site shall be approved by the Engineer.

Curing

Apply liquid curing compound in a fine atomized spray to form a continuous, uniform film on the horizontal surface, vertical edges, curbs and back of curbs immediately after the surface moisture has disappeared, but no later than 30 minutes after concrete placement. With approval of the Engineer, the timing of cure application may be adjusted due to varying weather conditions and concrete mix properties.

The cure system shall be on site and tested prior to concrete placement.

Apply a curing compound at a rate of application not less than 2 gallons per 25 square yards. The Contractor shall keep the material thoroughly mixed per the Manufacturer's recommendations. The curing compound shall not be diluted.

The finished product shall appear as a uniformly painted solid white surface. Areas exhibiting a blotchy or spotty appearance shall be recoated immediately.

COMPLIANCE WITH STANDARDS

The Engineer will review and approve all material test reports and mix designs supplied by the Contractor before any placement of concrete. The Engineer will visually inspect the placed concrete and review the concrete test reports prior to final acceptance.

Acceptance sampling and testing will be performed using the sampling method and testing option selected by the Engineer. Acceptance testing will be performed at the frequency specified by the Engineer. Quality control measures to insure job control are the responsibility of the Contractor. The Engineer's testing and/or test results will not relieve the Contractor from his/her responsibilities to produce, deliver, and place concrete that meets all project requirements. The Engineer's test results are for acceptance purposes only.

If the results of the testing are not in compliance with the project specifications, the Engineer shall determine appropriate corrective action(s). Time extensions will not be granted to the Contractor during the time that the Engineer is determining the necessary corrective actions.

If, in the Engineer's judgment, the rejected material must be replaced, the material in question will be removed and replaced at the Contractor's sole expense. The removal costs will be deemed to include all relevant and associated costs including, but not limited to; re-mobilization, traffic control, re-grading the aggregate base course, if required, placement of material meeting the project specifications, and all other expenses. Time extensions will not be granted to the Contractor for any required repair work to meet the requirements of this specification.

If the Engineer decides that the material in question can remain in place, an adjustment to the contract unit price(s) may be made of up to 100% of the bid price(s) for the affected items of work.

MEASUREMENT AND PAYMENT

The cost associated with complying with the requirements as described herein, including any required remedial action(s), shall be included in the cost of other items of work and shall not be paid for separately.

**DETAILED SPECIFICATION
FOR
HMA PAVING**

DESCRIPTION

Hot Mix Asphalt (HMA) pavement base, leveling, and top courses shall be constructed in accordance with Section 501 of the 2012 MDOT Standard Specifications for Construction, except as modified herein, and as directed by the Engineer.

CONSTRUCTION

Equipment- All equipment shall conform to Section 501.03.A of the 2012 MDOT Standard Specifications, except as modified herein.

The Contractor shall have a 10 foot long straight edge, rubber-tired backhoe (Case 580 type, or equivalent), air-compressor with the ability to develop a minimum pressure of 100 pounds per square inch and continuous rated capacity of 150 cubic feet per minute of air flow, and jackhammer available during all paving operations. The Contractor shall be required to perform any miscellaneous cleaning, trimming, material removal, and other tasks as required by the Engineer in order to ensure the proper and orderly placement of all HMA materials on this project.

The Contractor shall provide sufficient rollers to achieve the specified asphalt densities.

At various times throughout the work, the Engineer may direct the Contractor to use smaller and/or lighter equipment, and to defer certain work tasks, in order to protect the grade and/or adjacent areas; including hauling units. The Contractor shall not be entitled to any additional compensation for the use of smaller equipment, lighter equipment, or work task deferral.

Cleaning and Bond Coat application- Cleaning and bond coat application shall be performed in accordance with Sections 501.03.C and 501.03.D of the 2012 MDOT Standard Specifications, except as modified herein, and as directed by the Engineer.

The Contractor shall furnish and operate throughout the construction period, vacuum-type street cleaning and utility structure cleaning equipment (Vac-All, Vactor, etc.) approved by the Engineer, and when directed by the Engineer, for street cleaning immediately prior to, and for street and utility structure cleaning after any and all paving. The cleaning equipment shall be of sufficient power to remove dust, dirt, and debris from the pavement and from utility structures in and adjacent to the construction area. The vac-all or similar equipment and shall be approved by the Engineer prior to beginning the work. The equipment used shall have an effective means for preventing any dust resulting from the operation from escaping into the air.

The bond coat shall be applied at a minimum rate of 0.05 gallons/yd². Before placing the bond coat, the existing pavement surface shall be thoroughly cleaned. The Contractor shall also thoroughly clean all joints, cracks, and edges to a minimum depth of one inch with compressed air, vac-all type equipment, or other approved mechanical or hand methods, to remove all dirt, debris, and all foreign material.

HMA Placement- Placement shall conform to Section 501.03.F of the 2012 MDOT Standard Specifications, except as modified herein, and as directed by the Engineer.

HMA placement shall not commence until a "Permit to Place" (no additional costs are required to obtain this permit) has been issued in writing by the Engineer. The Permit to Place shall be issued after the aggregate base course or the adjacent, underlying layer of pavement section has been approved by the Engineer.

The final structure adjustments must be approved by the Engineer prior to the issuance of the “Permit to Place” for the wearing course.

The top course shall be placed with a ¼” lip at the gutter edge of metal.

All HMA thickness dimensions are compacted-in-place.

Paving Operation Scheduling – The Contractor shall schedule the paving operation to avoid longitudinal cold joints that would be required to be left “open” over night.

In all cases, the Contractor shall pave the primary road’s through-traffic lanes (“main line”) first, from point-of-beginning to the point-of-ending. All other paving including, but not limited to; acceleration and deceleration lanes, intersection approaches, and center left-turn lanes shall be paved following completion of main line paving, unless authorized by the Engineer prior to the placement of any pavement.

Rate of Paver operation - The rate of the paver’s travel shall be maintained such that the paving operation will be continuous, resulting in no transverse cold joints, but shall never exceed the rate of 50 feet per minute.

The Contractor shall furnish and operate enough material, equipment, and hauling units so as to keep the paving machine(s) moving continuously at all times. Failure to do so shall be cause for the suspension of the paving operation until the Contractor can demonstrate to the satisfaction of the Engineer, that sufficient resources have been dedicated to perform the work in accordance with the project specifications.

Longitudinal and Transverse Joints- shall conform to Section 502.03.F of the 2012 MDOT Standard Specifications and as specified herein.

For mainline HMA paving, the width of the mat for each pass of the paver shall be not less than 10.5’, nor greater than 15’, except as noted in the plans and as directed by the Engineer. The Engineer will direct the layout of all HMA longitudinal joints during construction.

Prior to placing the adjacent paving pass on the leveling and wearing courses of HMA, the Contractor shall cut and remove 6” to 8” of the previously placed pavement at the free edge of the pavement by means of a coultter wheel. The Engineer reserves the right to reject any method(s) for cutting the pavement that does not provide a vertical and satisfactory edge, free of tearing, bending, or other deformations, as determined by the Engineer. Any method(s) employed by the Contractor shall be completely effective. The cut edge shall have a uniform bead of pavement joint adhesive applied to the full-height of the joint. The removal of this HMA material and resulting edge must be approved by the Engineer prior to proceeding with the placement of the succeeding pass of HMA. The base course of HMA and its vertical edge will have bond coat applied in accordance with Section 501.03.D. All costs associated with complying with these requirements will not be paid for separately, but shall be considered to be included in the items of work “HMA, ___” or “HMA, Approach.”

Pavement joint adhesive shall be hot-applied, meet, or exceed, the following properties, and be approved by the Engineer prior to performing HMA placement:

Brookfield Viscosity, 400°F, ASTM D2669 – 4,000 to 10,000 cp
Cone Penetration, 77°F, ASTM D5329 – 60 to 100
Flow, 140°F, ASTM D5329 – 5mm maximum
Resilience, 77°F, ASTM D5329 – 30% minimum
Ductility, 77°F, ASTM D113 – 30 cm minimum
Ductility, 39.2°F, ASTM D113 – 30 cm minimum
Tensile Adhesion, 77°F, ASTM D5329 – 500% minimum
Softening Point, ASTM D36 - 170°F minimum

DS-93

Feather Joints – shall be constructed so as to vary the thickness of the HMA from zero inches to the required paving thickness at the rate of approximately 1.5” over a distance of 10 feet, or as directed by the Engineer. The Contractor shall rake the larger pieces of aggregate out of feather joints prior to compaction.

Butt Joints - Construction of butt joints, where directed by the Engineer, shall conform to Section 501.03.C.3 and 501.03.C.4 of the 2012 MDOT Standard Specifications, except as modified herein.

When a butt joint is specified or directed to be placed by the Engineer, remove the existing HMA surface to the thickness of the proposed overlay, or full-depth, as directed by the Engineer, for the full width or length of the joint. The HMA material shall be sawcut to the directed depth along the pavement edge or removal line to prevent tearing of the pavement surface. Cut joints that will be exposed in the completed surface must be cut with a saw or a cold-milling machine or other methods approved by the Engineer. Joints that will be covered by HMA must be cut with a saw, a cold-milling machine, or other methods approved by the Engineer.

Rakers- the Contractor shall provide a minimum of two rakers during the placement of all wearing and leveling courses.

Faulty Mixtures – The Contractor and Engineer shall carefully observe the paving operation for signs of faulty mixtures. Points of weakness in the surface shall be removed or corrected by the Contractor, at his/her sole expense, prior to paving subsequent lifts of bituminous material. Such corrective action may include the removal and replacement of thin or contaminated sections of pavement, segregated HMA, and any sections that are weak or unstable. Once the Contractor or his representative is notified by the Engineer that the material being placed is out of allowable tolerances, or that there is a problem with the paving operation, the Contractor shall stop the paving operation at once, and shall not be permitted to continue placing bituminous material until again authorized by the Engineer. Any costs associated with meeting the requirements specified herein shall not be paid for separately, but shall be included in the item(s) of work being performed at the time the faulty mixture was discovered.

MEASUREMENT AND PAYMENT

Unused HMA remaining in trucks after the work is completed shall be returned to the plant and re-weighed, and the corrected weight slip shall be provided to the Engineer. No payment will be made for the unused HMA material. All weight slips must include the type of mixture (codes are not acceptable), as well as vehicle number, gross weight, tare weight and net weight.

All costs of meeting the requirements of this Detailed Specification shall be included in the bid prices for HMA items in the proposal and will not be paid for separately.

**DETAILED SPECIFICATION
FOR
ITEM #294 – GRAVEL FILTER BERM
ITEM #295 – CHECK DAM**

DESCRIPTION

This work consists of installing and maintaining erosion and sedimentation controls to minimize soil erosion and control sediment from leaving the right-of-way and affecting water resources of the State of Michigan and adjacent properties. Provide all labor and materials for the placement and maintenance of the gravel filter berms and check dams where shown on the plans. Complete this work according to the MDOT Soil Erosion and Sedimentation Control Manual and Sections 205, 208, 813, 910 & 916 of the MDOT 2012 Standard Specifications for Construction except as described herein.

The gravel filter berms and check dams shall be constructed and maintained in accordance with the Erosion and Sedimentation Details found in Section 6 of the MDOT SESC Manual listed below, except as modified herein:

Gravel Filter Berm	E&S - 37-A
Check Dam	E&S - 26-A

MATERIALS

Gravel filter berms shall consist of coarse aggregate 6A or open graded aggregate 34R. The stone size for check dams is per subsection 916.01 of MDOT Standard Specifications.

CONSTRUCTION AND MAINTENANCE

Gravel Filter Berm - Provide, place, maintain, remove, and dispose of gravel filter berms in accordance with the MDOT SESC Manual, as shown on the plans and as directed by the Engineer. Maintain gravel filter berms as necessary to ensure their effectiveness until stabilization of the disturbed area.

Check Dams - Install, maintain, and remove check dams in accordance with the MDOT SESC Manual as shown on the plans and as directed by the Engineer. Maintain check dams as necessary to ensure their effectiveness until project completion and acceptance. Repair damaged areas, replace lost devices, and remove sediment as required.

MEASUREMENT AND PAYMENT

The completed work as measured will be paid for at the Contract Unit Price for the following contract items (pay items):

<u>PAY ITEM</u>	<u>PAY UNIT</u>
Gravel Filter Berm	LF
Check Dam	LF

The unit price includes the cost of all labor, equipment, materials, and documents necessary to install, maintain and remove the gravel filter berms and the check dams as detailed in the plans.

The Contractor will be responsible for repairing or replacing temporary or permanent SESC measures damaged by the Contractor's negligence, at no additional cost to the City.

**DETAILED SPECIFICATION
FOR
ITEM #297 – CULVERT END SECTION, C-76, CL IV RCP, 18 INCH
ITEM #298 – GALVANIZED CORRUGATED METAL PIPE, 12 INCH**

DESCRIPTION

Provide all labor and materials needed for the complete and proper installation of culvert end sections and driveway culverts where shown on the plans. Complete this work according to the Sections 205, 208, 401, & 909 of the Michigan Department of Transportation (MDOT) 2012 Standard Specifications for Construction except as described herein.

MATERIALS

Provide materials in accordance with Section 909 of the 2012 MDOT Standard Specifications for Construction. The driveway culverts shall consist of Class A, galvanized corrugated metal pipe.

CONSTRUCTION

The installation of the culvert end sections and driveway culverts shall conform to Section 401 of the 2012 MDOT Standard Specifications for Construction, the City of Ann Arbor Standard Specifications, and the plans.

MEASUREMENT AND PAYMENT

The completed work as measured will be paid for at the Contract Unit Price for the following contract items (pay items):

<u>PAY ITEM</u>	<u>PAY UNIT</u>
Culvert End Section, C-76 CL IV RCP, 18 inch	Each
Galvanized Corrugated Metal Pipe, 12 inch	LF

The unit price includes all labor, equipment, materials, and documents necessary to install the 18 inch culvert end sections as detailed in the plans.

Attachment A

Contract Compliance Forms

Attachment B

Soil Borings